

Feedback from Parents/Guardian for College

The feedback from the parents / guardians were taken as to whether the college has stood up to their expectations. Their suggestions are priceless for the development of the college.

Frequencies

Statistics

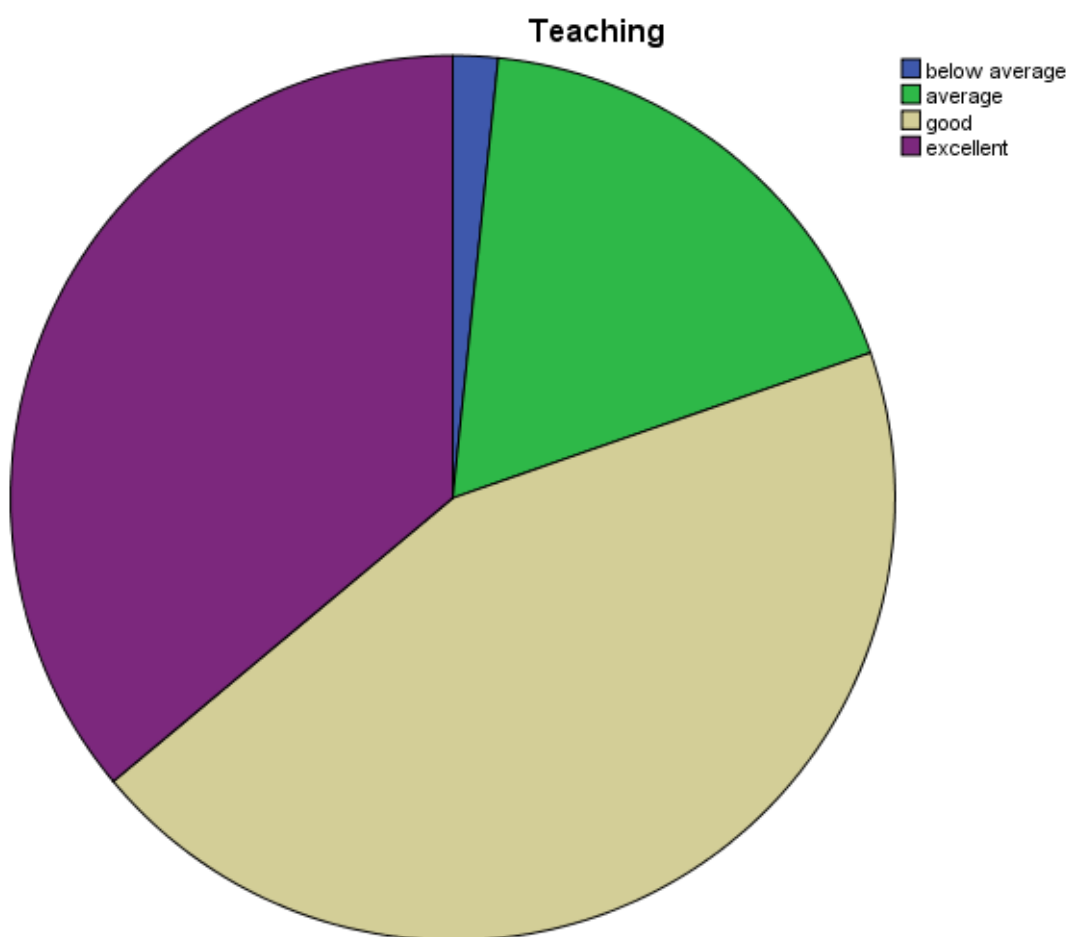
		Teaching	Discipline	Cultural Activity	Cleanliness	Library	Sports and other physical development facility
N	Valid	183	183	183	183	183	183
	Missing	0	0	0	0	0	1

Statistics

		Office Assistance	Field study, extension and community work	Career Guidance	Guest lecture, seminar and workshop	opportunity for personality development
N	Valid	180	180	177	177	180
	Missing	3	3	6	6	3

Frequency Table

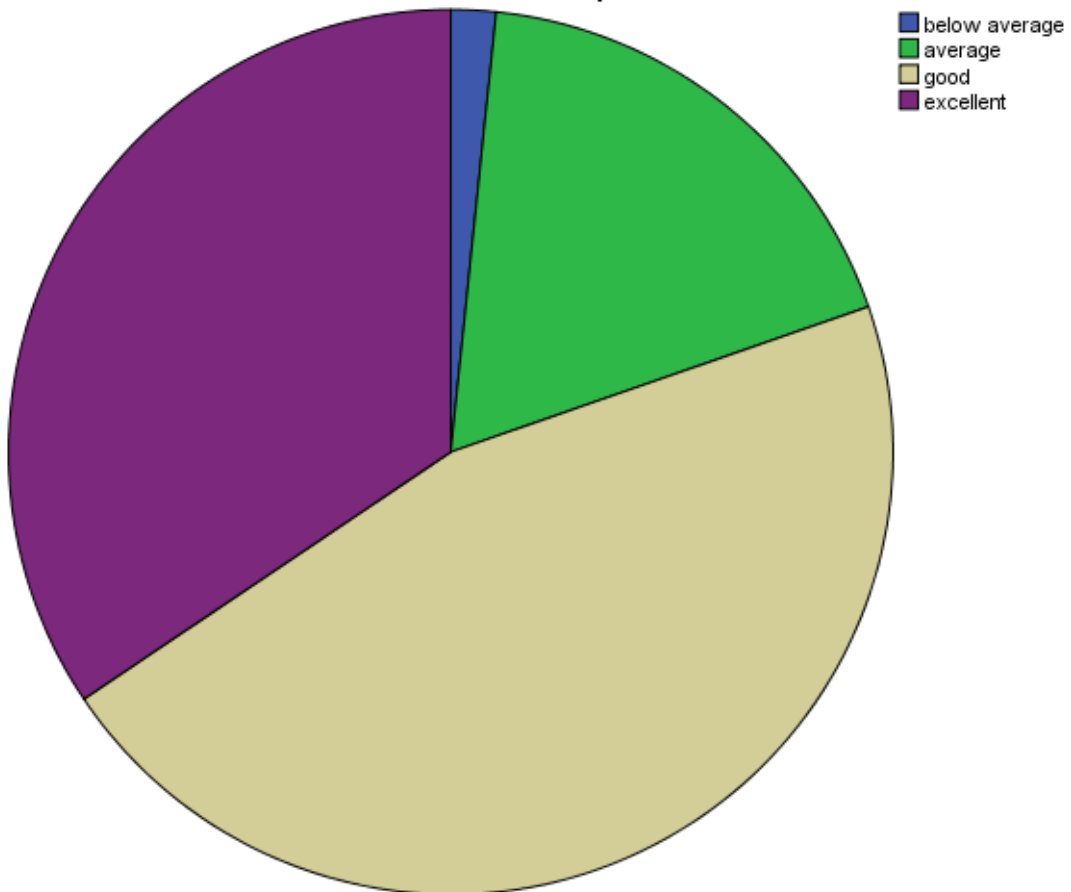
Teaching				
	Frequency	Percent	Valid Percent	Cumulative Percent
	below average	3	1.6	1.6
	average	33	18.0	19.7
Valid	good	81	44.3	63.9
	excellent	66	36.1	100.0
	Total	183	100.0	100.0



Discipline

	Frequency	Percent	Valid Percent	Cumulative Percent
below average	3	1.6	1.6	1.6
average	33	18.0	18.0	19.7
Valid good	84	45.9	45.9	65.6
excellent	63	34.4	34.4	100.0
Total	183	100.0	100.0	

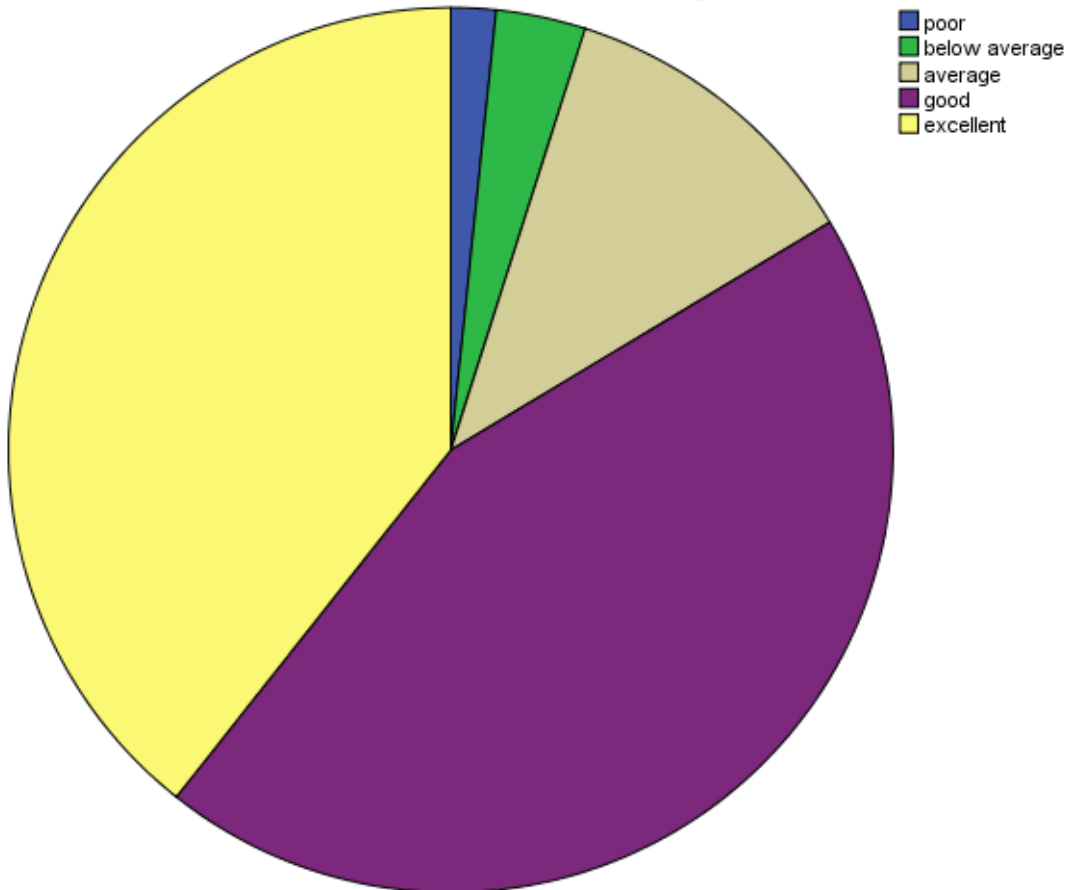
Discipline



Cultural Activity

	Frequency	Percent	Valid Percent	Cumulative Percent
Valid				
poor	3	1.6	1.6	1.6
below average	6	3.3	3.3	4.9
average	21	11.5	11.5	16.4
good	81	44.3	44.3	60.7
excellent	72	39.3	39.3	100.0
Total	183	100.0	100.0	

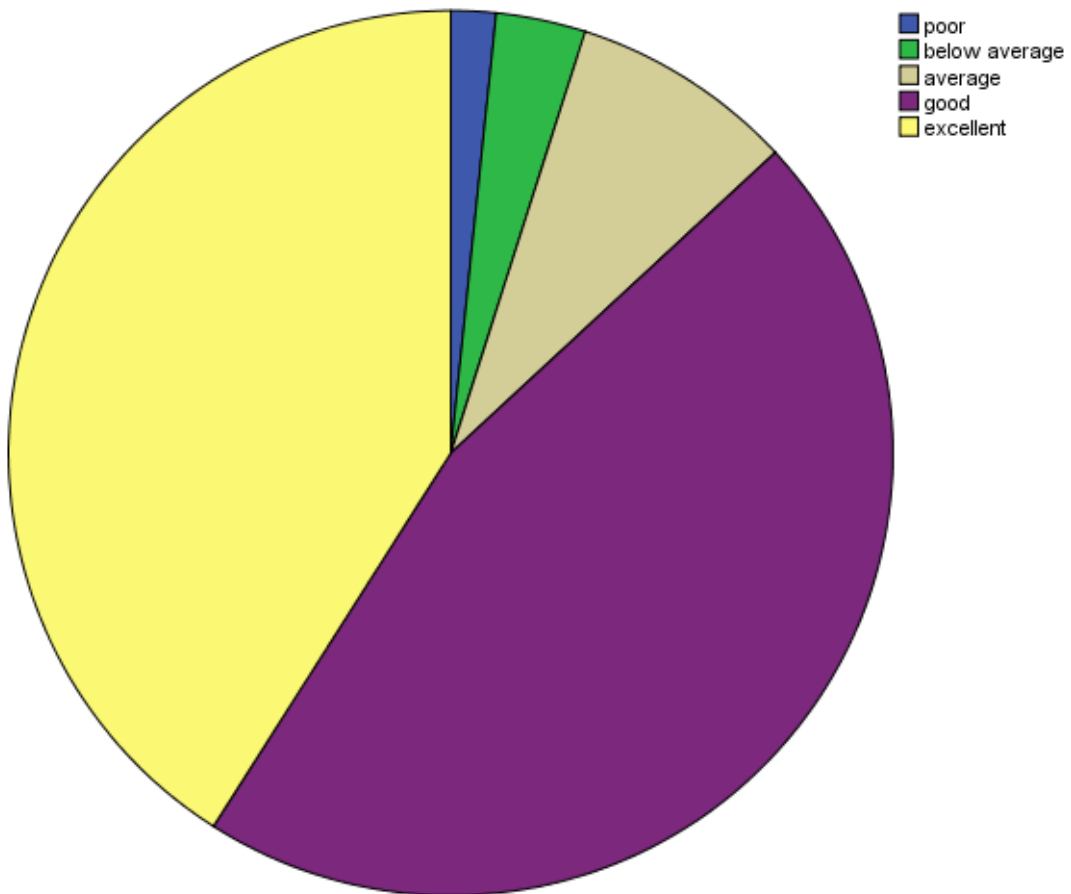
Cultural Activity



Cleanliness

	Frequency	Percent	Valid Percent	Cumulative Percent
Valid				
poor	3	1.6	1.6	1.6
below average	6	3.3	3.3	4.9
average	15	8.2	8.2	13.1
good	84	45.9	45.9	59.0
excellent	75	41.0	41.0	100.0
Total	183	100.0	100.0	

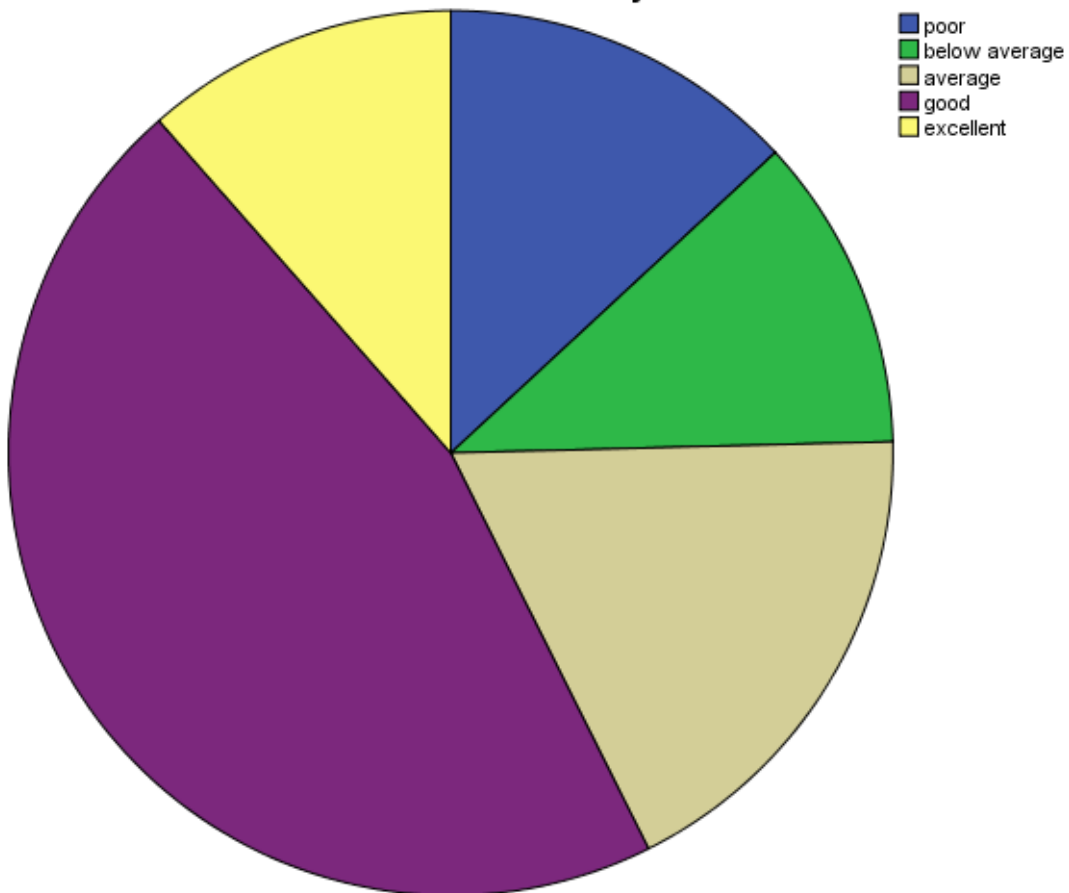
Cleanliness



Library

	Frequency	Percent	Valid Percent	Cumulative Percent
Valid	poor	24	13.1	13.1
	below average	21	11.5	24.6
	average	33	18.0	42.6
	good	84	45.9	88.5
	excellent	21	11.5	100.0
	Total	183	100.0	100.0

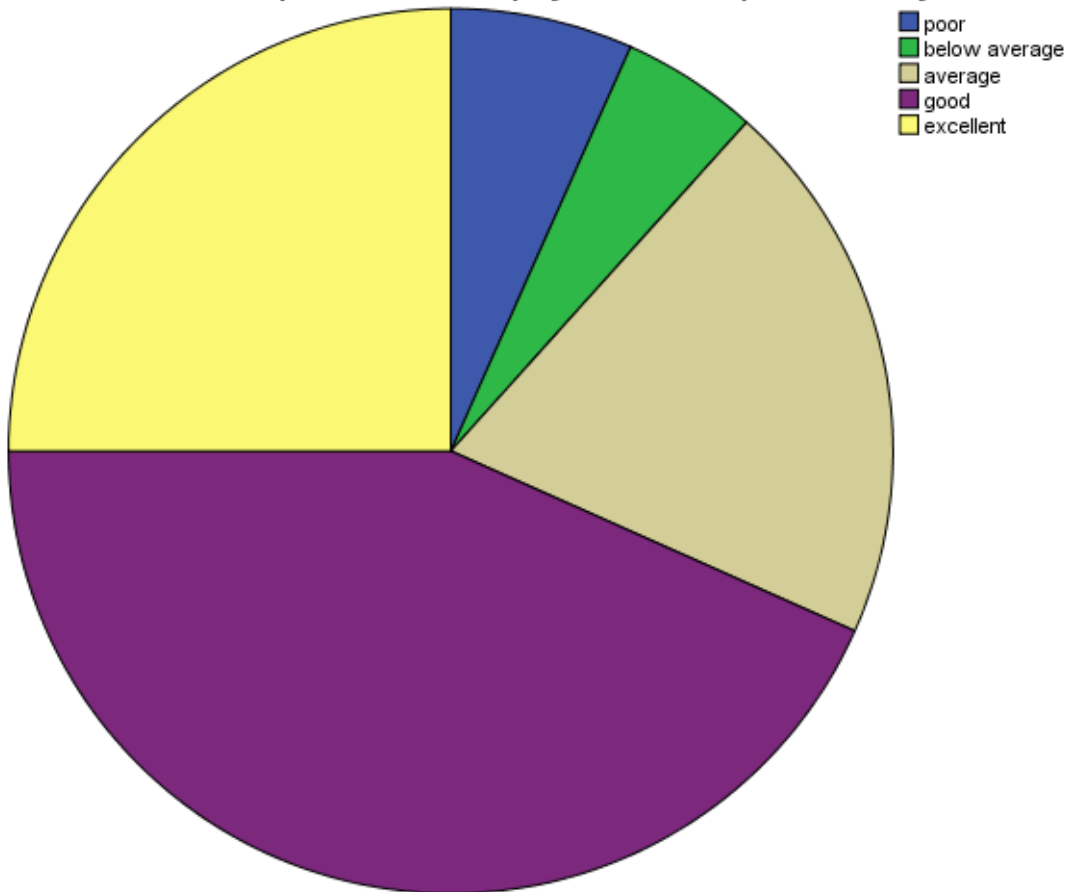
Library



Sports and other physical development facility

		Frequency	Percent	Valid Percent	Cumulative Percent
Valid	poor	12	6.6	6.7	6.7
	below average	9	4.9	5.0	11.7
	average	36	19.7	20.0	31.7
	good	78	42.6	43.3	75.0
	excellent	45	24.6	25.0	100.0
	Total	180	98.4	100.0	
Missing	99.00	3	1.6		
Total		183	100.0		

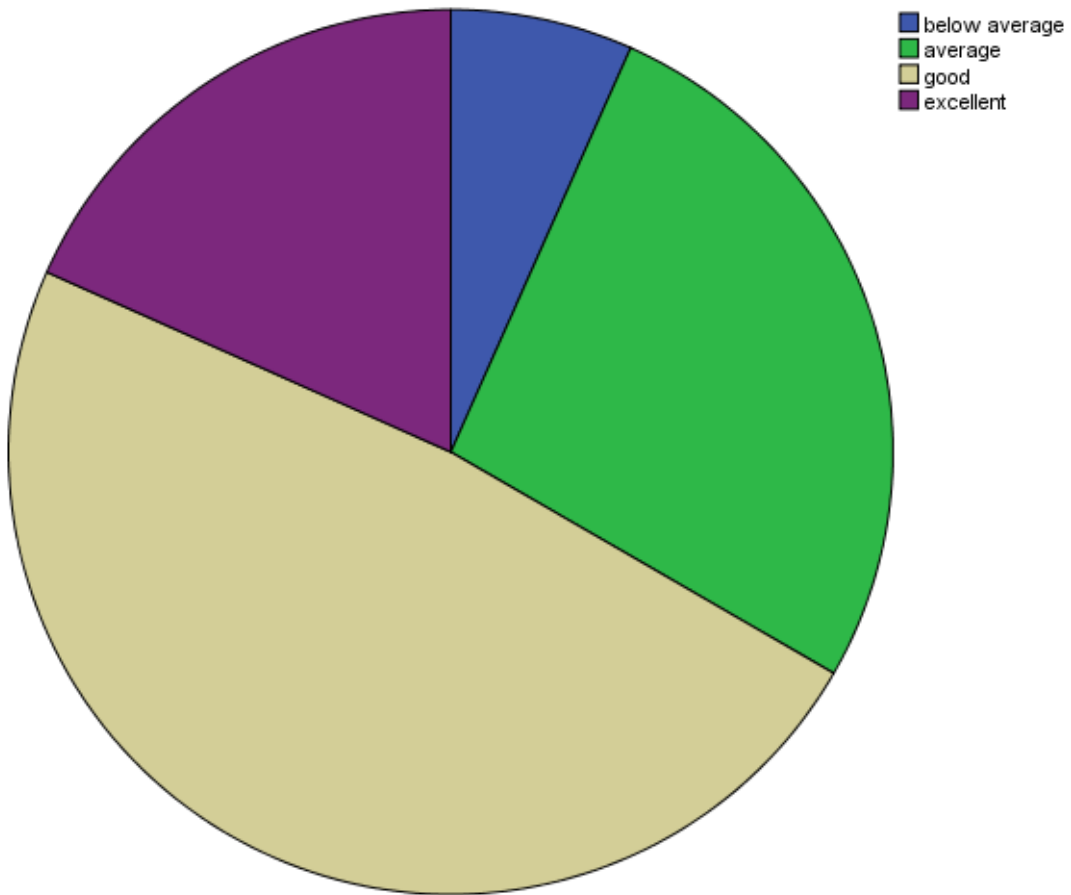
Sports and other physical development facility



Office Assistance

	Frequency	Percent	Valid Percent	Cumulative Percent
	below average	12	6.6	6.7
	average	48	26.2	33.3
Valid	good	87	47.5	81.7
	excellent	33	18.0	100.0
	Total	180	98.4	100.0
Missing	99.00	3	1.6	
Total		183	100.0	

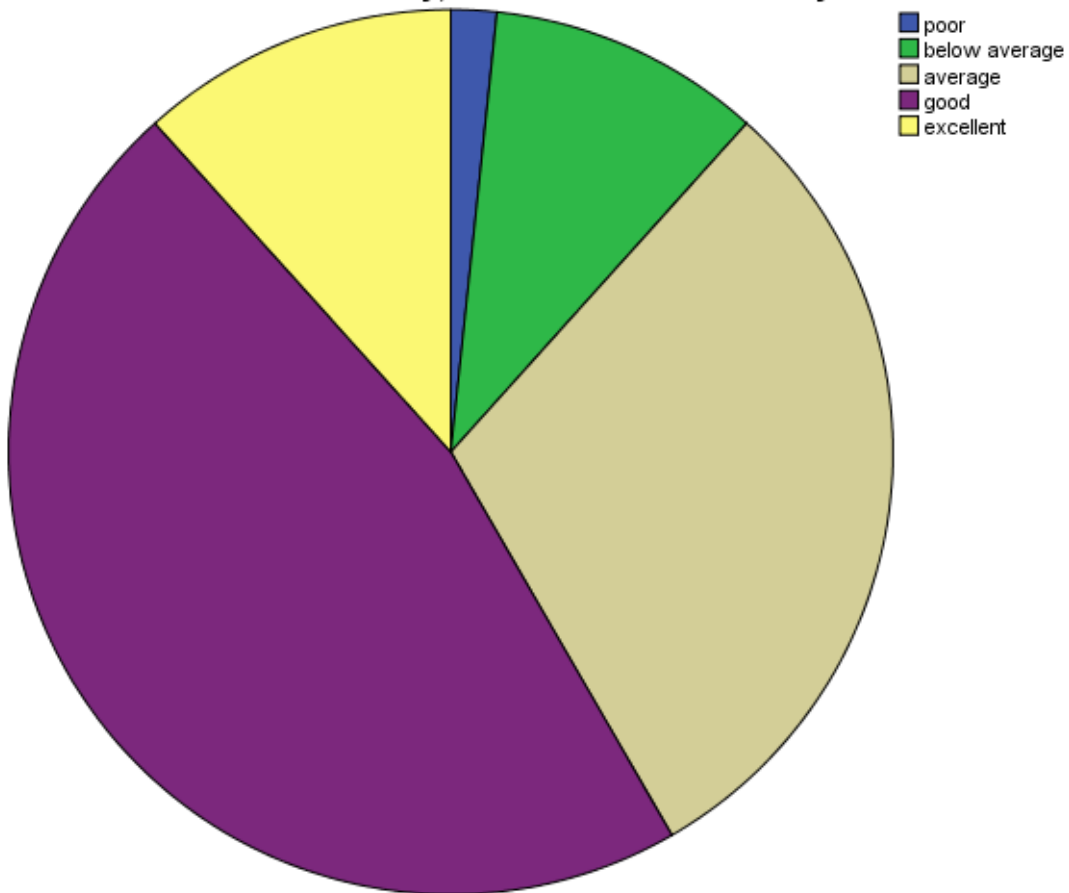
Office Assistance



Field study, extension and community work

	Frequency	Percent	Valid Percent	Cumulative Percent
Valid				
poor	3	1.6	1.7	1.7
below average	18	9.8	10.0	11.7
average	54	29.5	30.0	41.7
good	84	45.9	46.7	88.3
excellent	21	11.5	11.7	100.0
Total	180	98.4	100.0	
Missing	99.00	3	1.6	
Total	183	100.0		

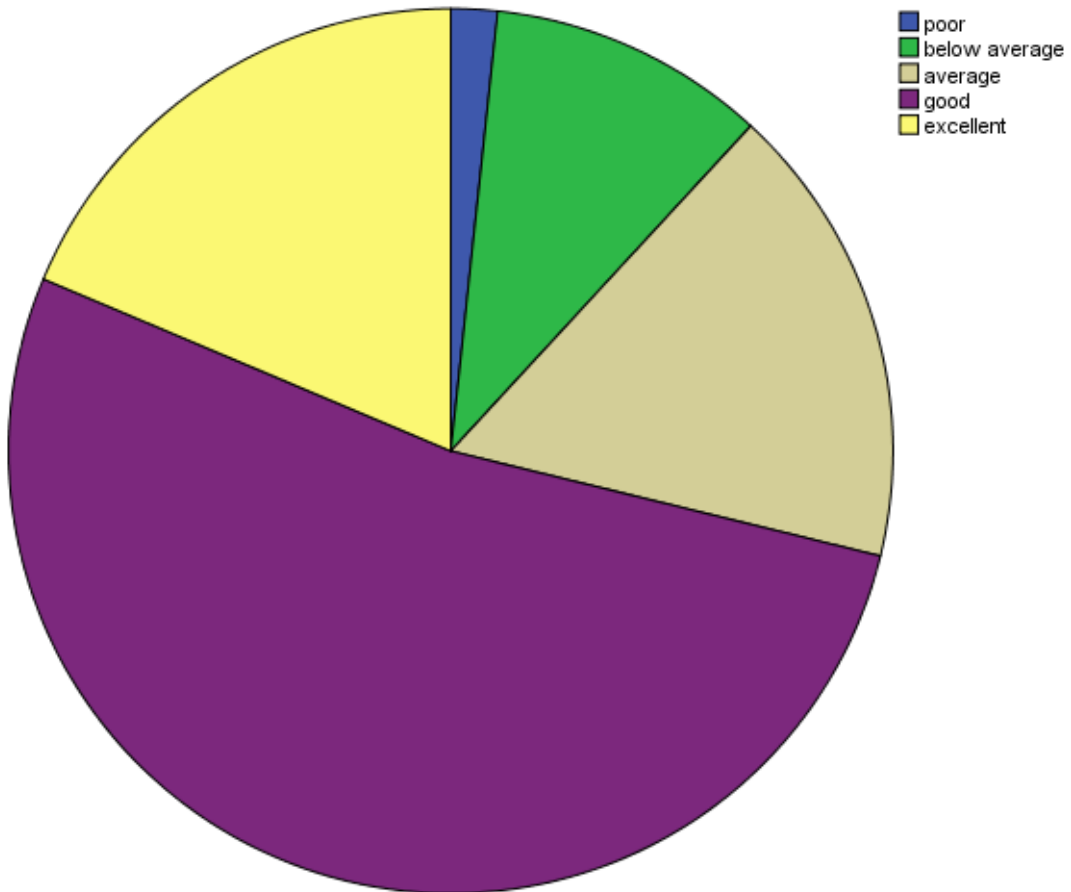
Field study, extension and community work



Career Guidance

		Frequency	Percent	Valid Percent	Cumulative Percent
	poor	3	1.6	1.7	1.7
	below average	18	9.8	10.2	11.9
Valid	average	30	16.4	16.9	28.8
	good	93	50.8	52.5	81.4
	excellent	33	18.0	18.6	100.0
	Total	177	96.7	100.0	
Missing	99.00	6	3.3		
Total		183	100.0		

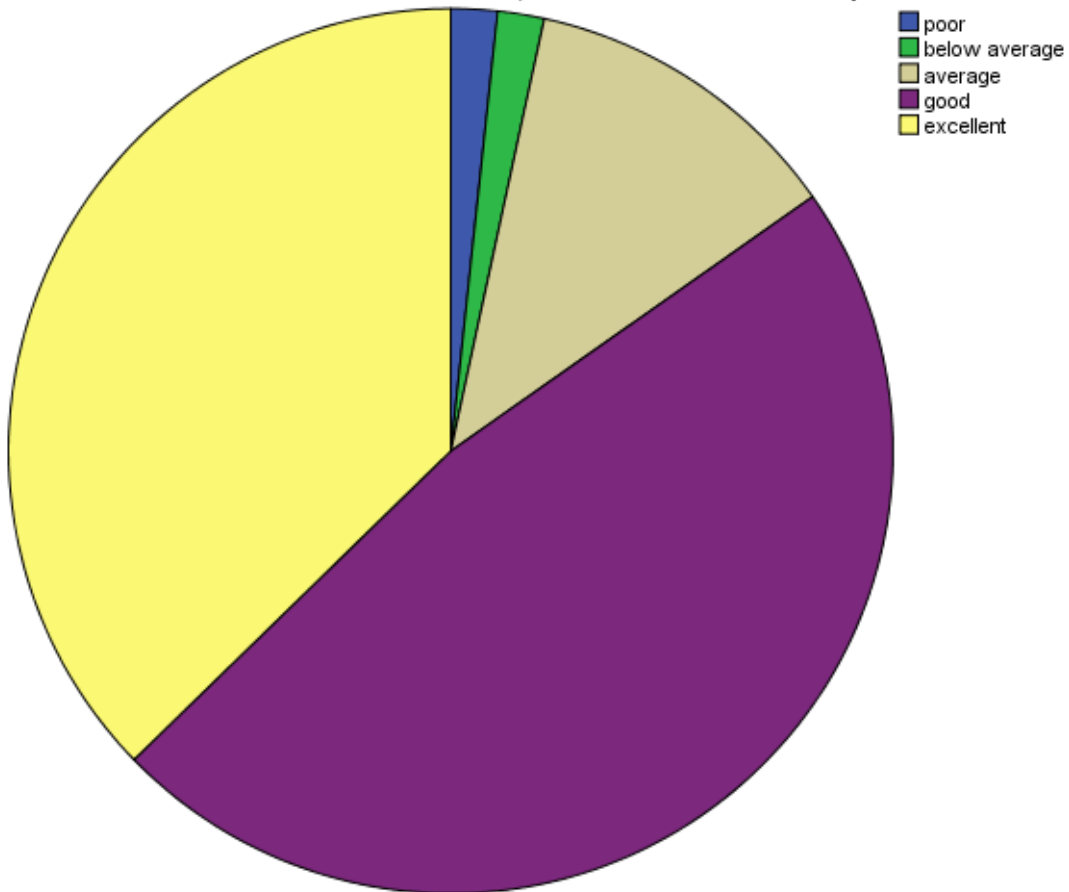
Career Guidance



Guest lecture, seminar and workshop

		Frequency	Percent	Valid Percent	Cumulative Percent
Valid	poor	3	1.6	1.7	1.7
	below average	3	1.6	1.7	3.4
	average	21	11.5	11.9	15.3
	good	84	45.9	47.5	62.7
	excellent	66	36.1	37.3	100.0
	Total		177	96.7	100.0
Missing	99.00	6	3.3		
Total		183	100.0		

Guest lecture, seminar and workshop



opportunity for personality development

	Frequency	Percent	Valid Percent	Cumulative Percent
Valid				
poor	6	3.3	3.3	3.3
below average	18	9.8	10.0	13.3
average	24	13.1	13.3	26.7
good	81	44.3	45.0	71.7
excellent	51	27.9	28.3	100.0
Total	180	98.4	100.0	
Missing	99.00	3	1.6	
Total	183	100.0		

opportunity for personality development

