

Feedback for Teachers from Students (2019-20)

The students are the most important stakeholders of higher education system. The feedback from students, thus plays a very important part in assurance of the quality of the Teachers. Feedback from the students for teachers, give teachers chance to develop in terms of knowledge, use of teaching aids and teaching style.

Frequencies

Statistics

		simple language	communication related to topic	communication at par with student's mental level	subject matter based on previous knowledge	clarity in subject matter
N	Valid	880	865	872	874	874
	Missing	6	21	14	12	12

Statistics

		using teaching aids to make subject matter clear	integrates subject matter with other disciplines	provides adequate subject matter	emphasise discipline in the class-room	effective time management
N	Valid	870	874	867	881	874
	Missing	16	12	19	5	12

Statistics

		co-operative behaviour in class-room	giving opportunity to students for questioning and sharing	sympathetic and fair attitude for students	developing creative attitude among students	taking class-room problems as challenge
N	Valid	871	876	877	866	874
	Missing	15	10	9	20	12

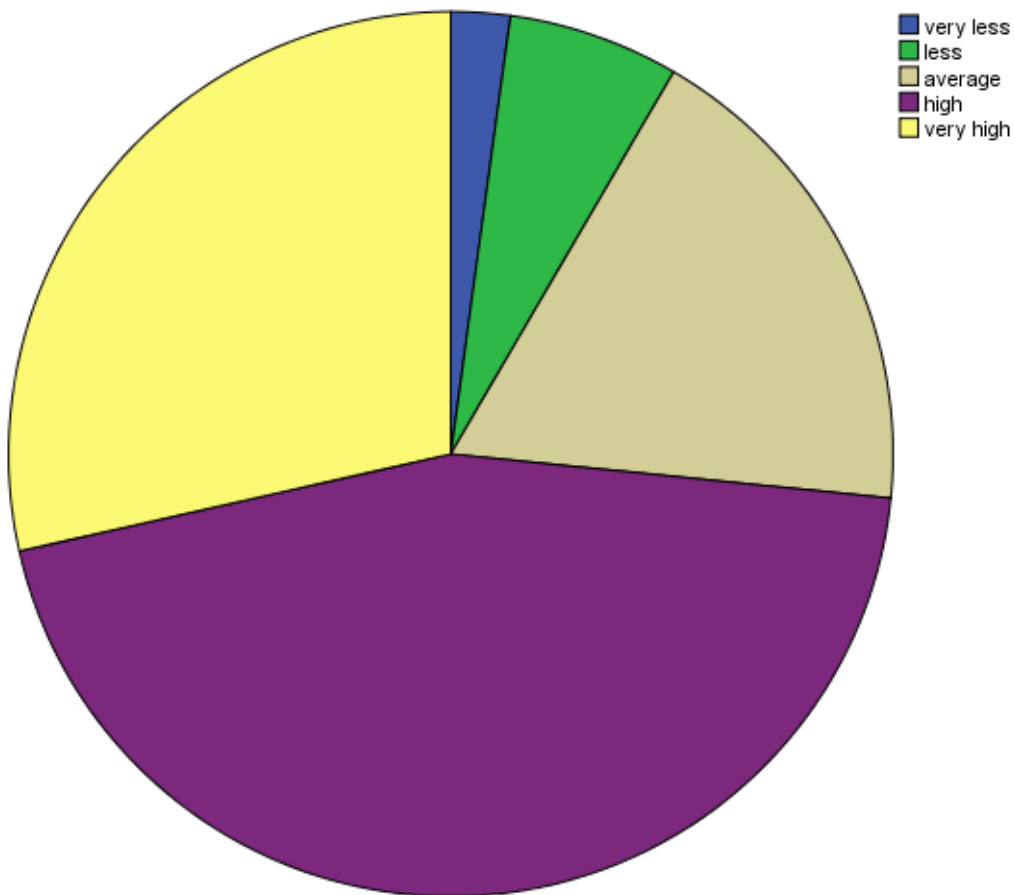
Statistics

		shows enthusiastic behaviour in classroom	motivating students to learn	asks questions to the students	makes effort to remove student's error	provides feedback on student's performance
N	Valid	870	876	877	882	878
	Missing	16	10	9	4	8

Frequency Table

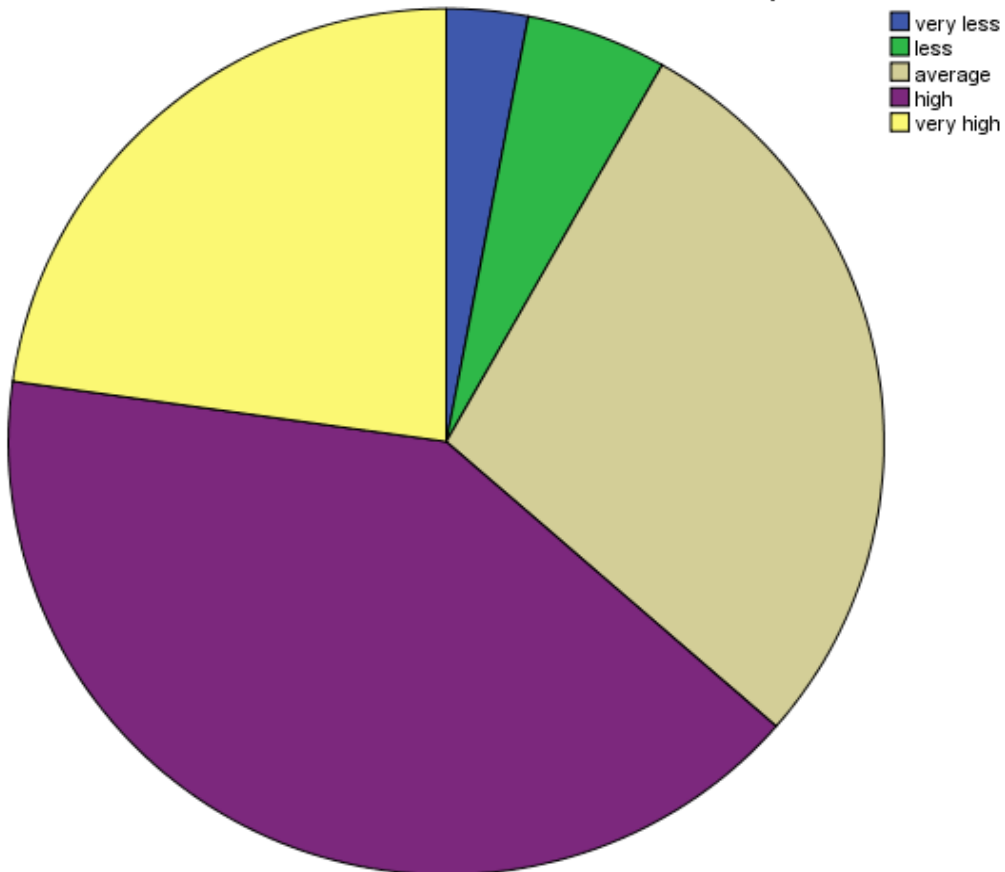
Use of simple language

	Frequency	Percent	Valid Percent	Cumulative Percent
Valid	very less	19	2.1	2.2
	less	55	6.2	8.4
	average	160	18.1	18.2
	high	395	44.6	44.9
	very high	251	28.3	28.5
	Total	880	99.3	100.0
Missing	99.00	6	.7	
Total		886	100.0	



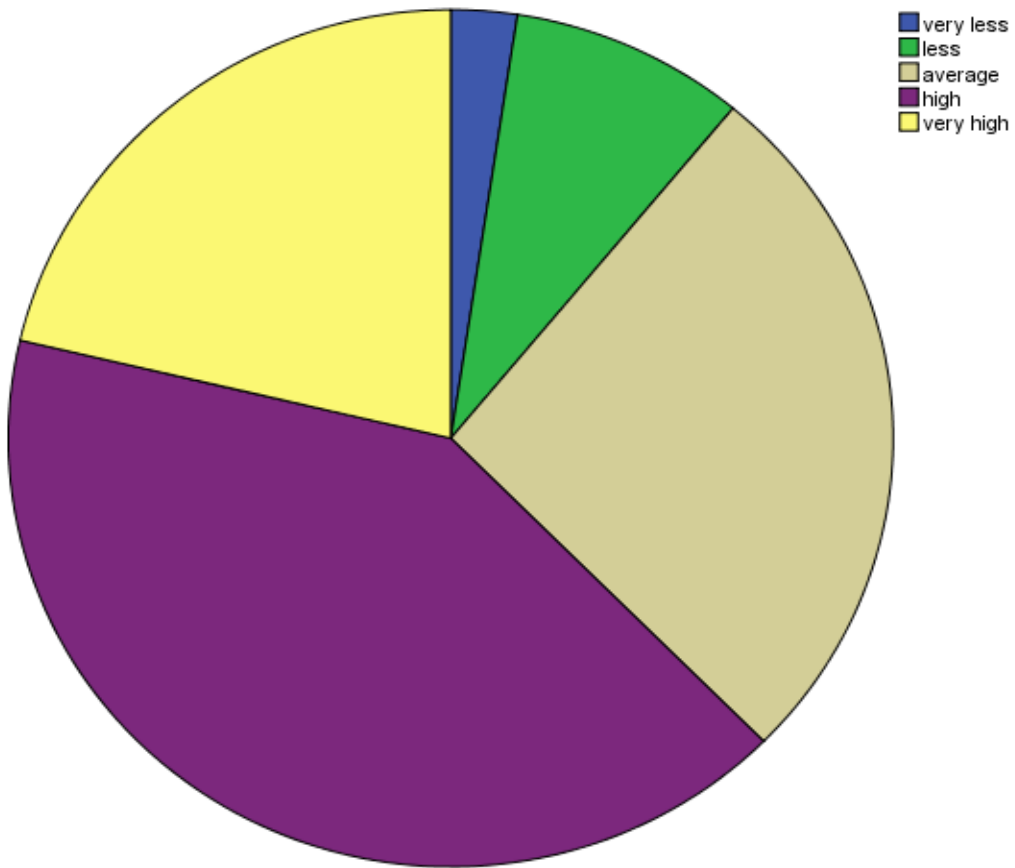
Communication related to topic

		Frequency	Percent	Valid Percent	Cumulative Percent
Valid	very less	26	2.9	3.0	3.0
	less	45	5.1	5.2	8.2
	average	244	27.5	28.2	36.4
	high	353	39.8	40.8	77.2
	very high	197	22.2	22.8	100.0
	Total	865	97.6	100.0	
Missing	99.00	21	2.4		
Total		886	100.0		



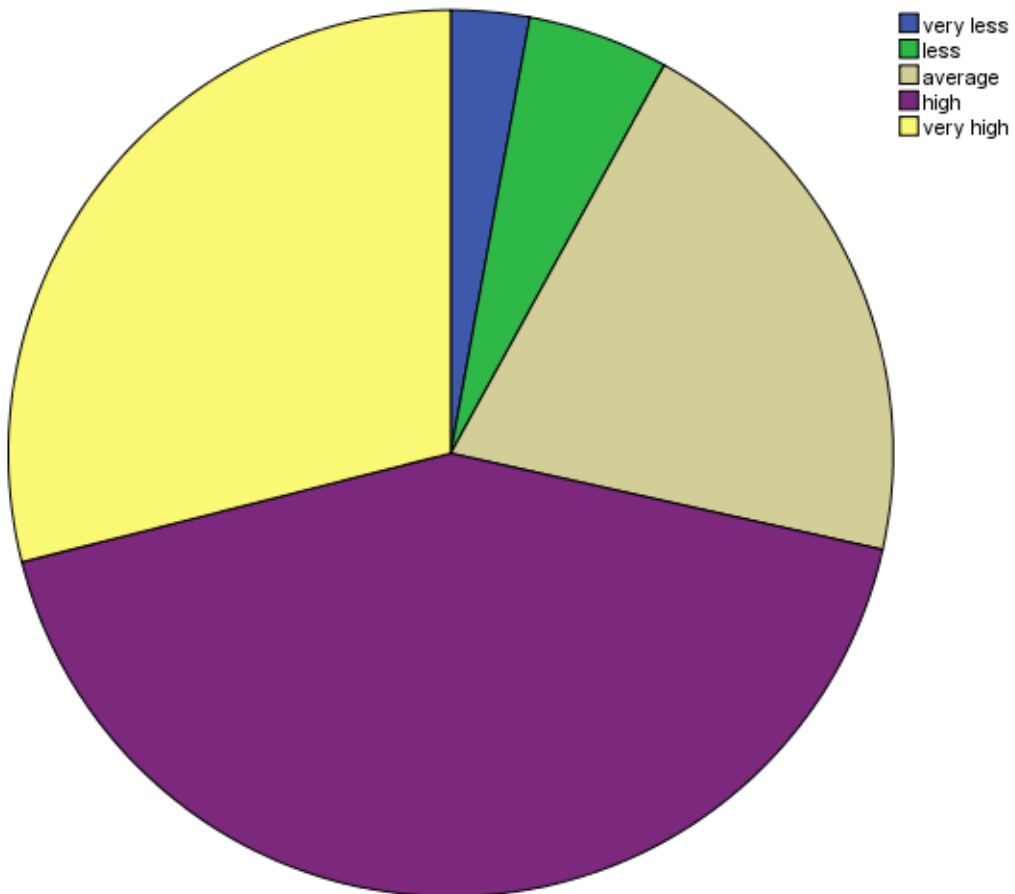
Communication at par with student's mental level

		Frequency	Percent	Valid Percent	Cumulative Percent
Valid	very less	21	2.4	2.4	2.4
	less	75	8.5	8.6	11.0
	average	231	26.1	26.5	37.5
	high	359	40.5	41.2	78.7
	very high	186	21.0	21.3	100.0
	Total	872	98.4	100.0	
Missing	99.00	14	1.6		
Total		886	100.0		



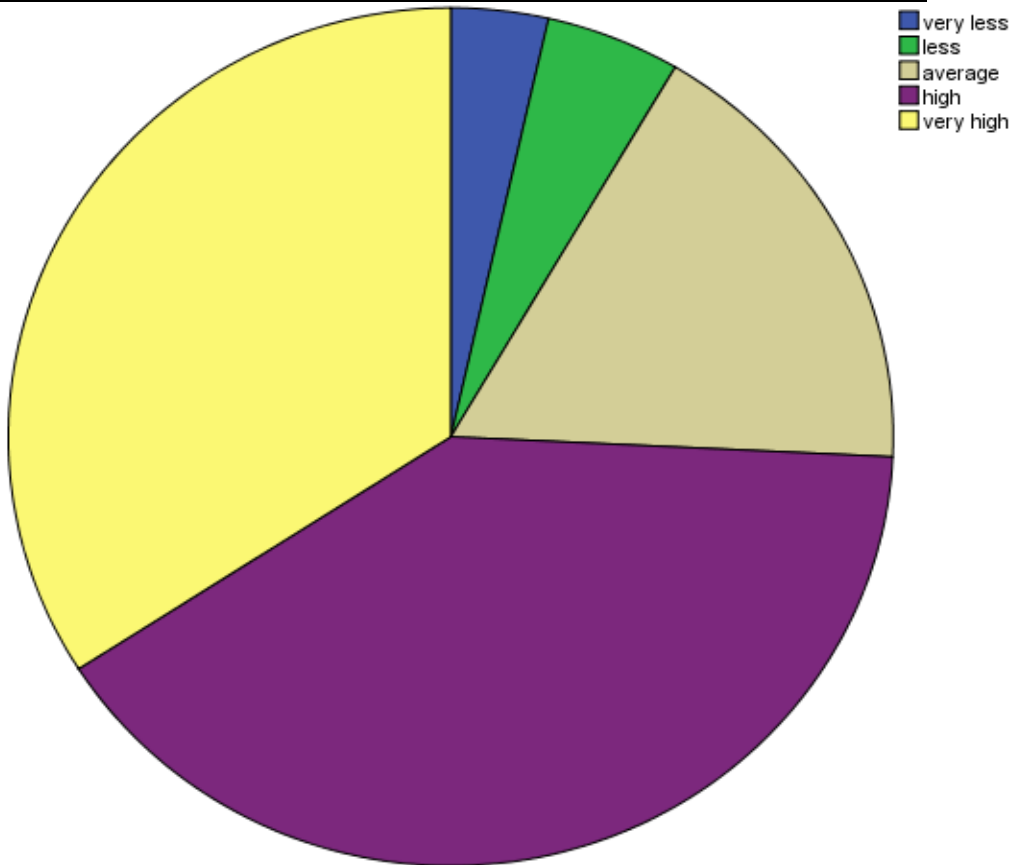
Subject matter based on previous knowledge

		Frequency	Percent	Valid Percent	Cumulative Percent
Valid	very less	25	2.8	2.9	2.9
	less	45	5.1	5.1	8.0
	average	179	20.2	20.5	28.5
	high	372	42.0	42.6	71.1
	very high	253	28.6	28.9	100.0
	Total	874	98.6	100.0	
Missing	99.00	12	1.4		
Total		886	100.0		



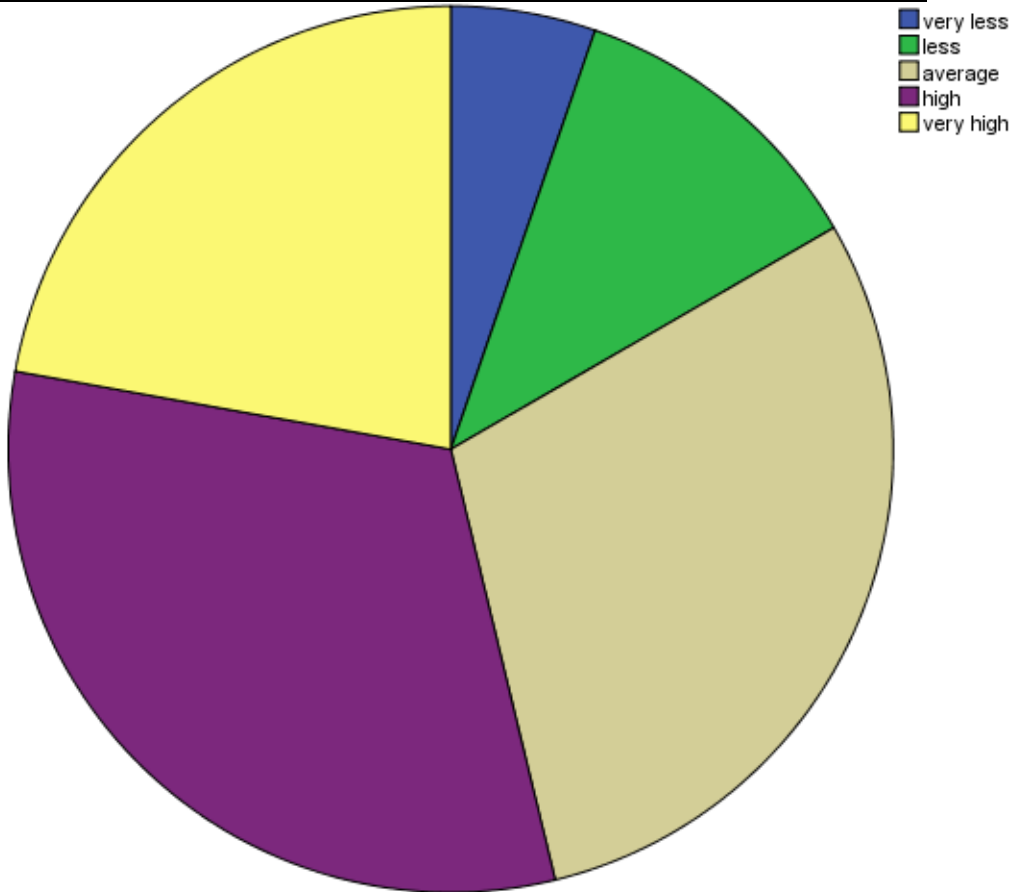
Clarity in subject matter

		Frequency	Percent	Valid Percent	Cumulative Percent
Valid	very less	31	3.5	3.5	3.5
	less	43	4.9	4.9	8.5
	average	151	17.0	17.3	25.7
	high	351	39.6	40.2	65.9
	very high	298	33.6	34.1	100.0
	Total	874	98.6	100.0	
Missing	99.00	12	1.4		
Total		886	100.0		



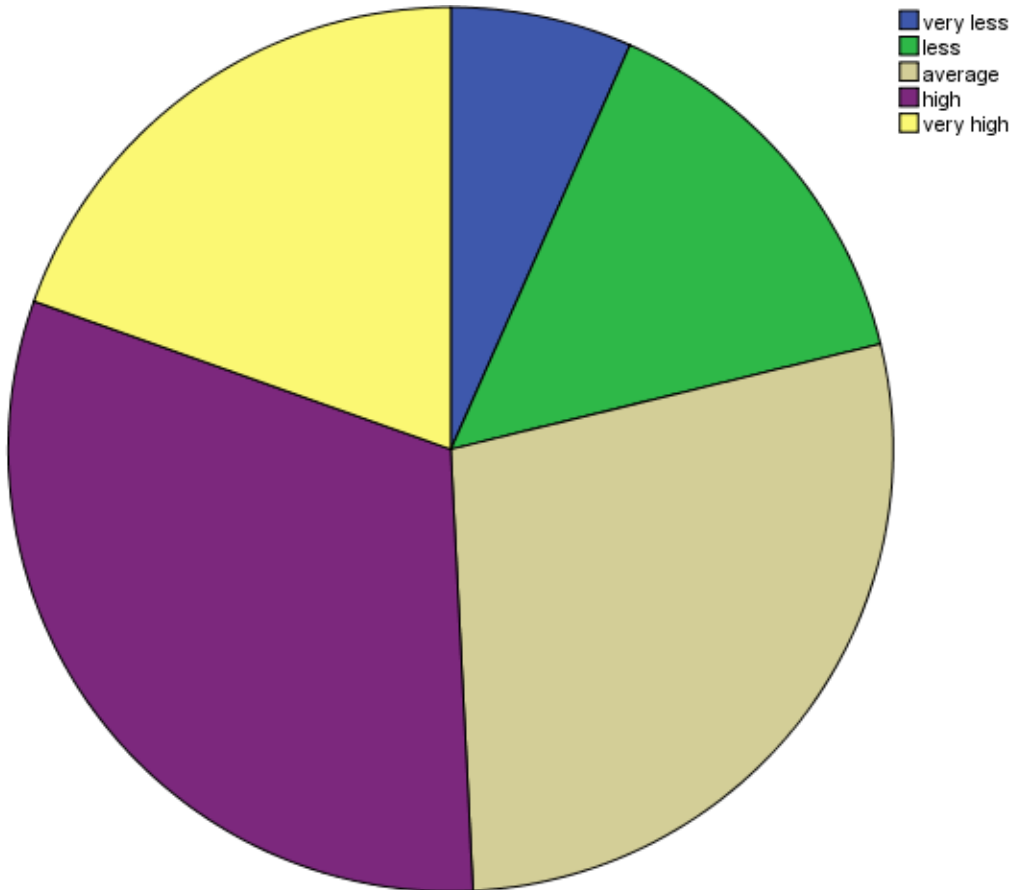
Using teaching aids to make subject matter clear

	Frequency	Percent	Valid Percent	Cumulative Percent
Valid	very less	46	5.2	5.3
	less	99	11.2	11.4
	average	257	29.0	29.5
	high	275	31.0	31.6
	very high	193	21.8	22.2
	Total	870	98.2	100.0
Missing	99.00	16	1.8	
Total		886	100.0	



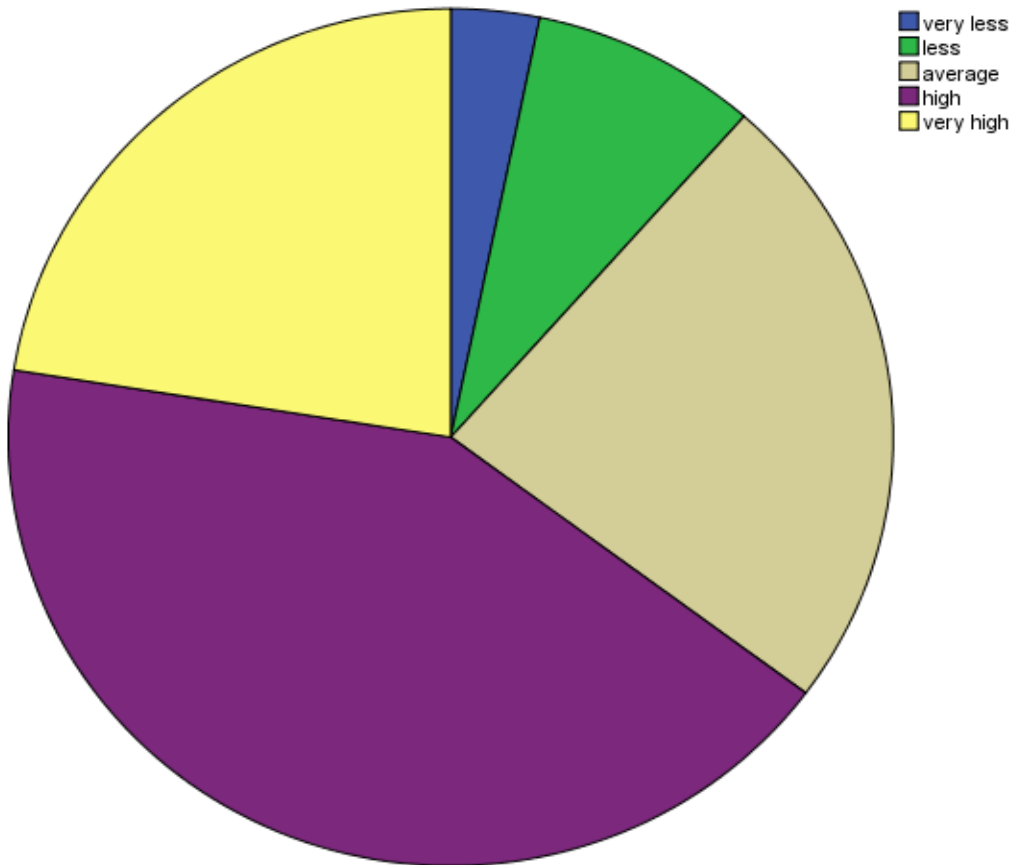
Integrates subject matter with other disciplines

		Frequency	Percent	Valid Percent	Cumulative Percent
Valid	very less	58	6.5	6.6	6.6
	less	127	14.3	14.5	21.2
	average	245	27.7	28.0	49.2
	high	273	30.8	31.2	80.4
	very high	171	19.3	19.6	100.0
	Total	874	98.6	100.0	
Missing	99.00	12	1.4		
Total		886	100.0		



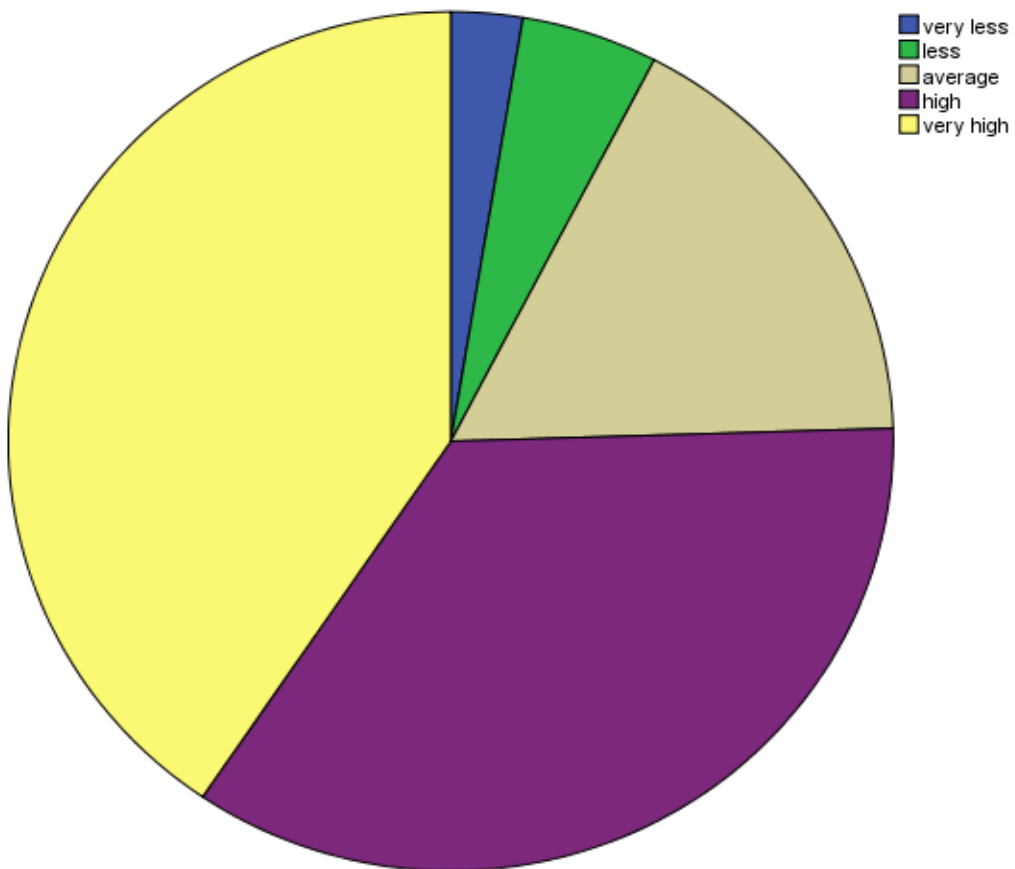
Provides adequate subject matter

		Frequency	Percent	Valid Percent	Cumulative Percent
Valid	very less	28	3.2	3.2	3.2
	less	72	8.1	8.3	11.5
	average	205	23.1	23.6	35.2
	high	367	41.4	42.3	77.5
	very high	195	22.0	22.5	100.0
	Total	867	97.9	100.0	
Missing	99.00	19	2.1		
Total		886	100.0		



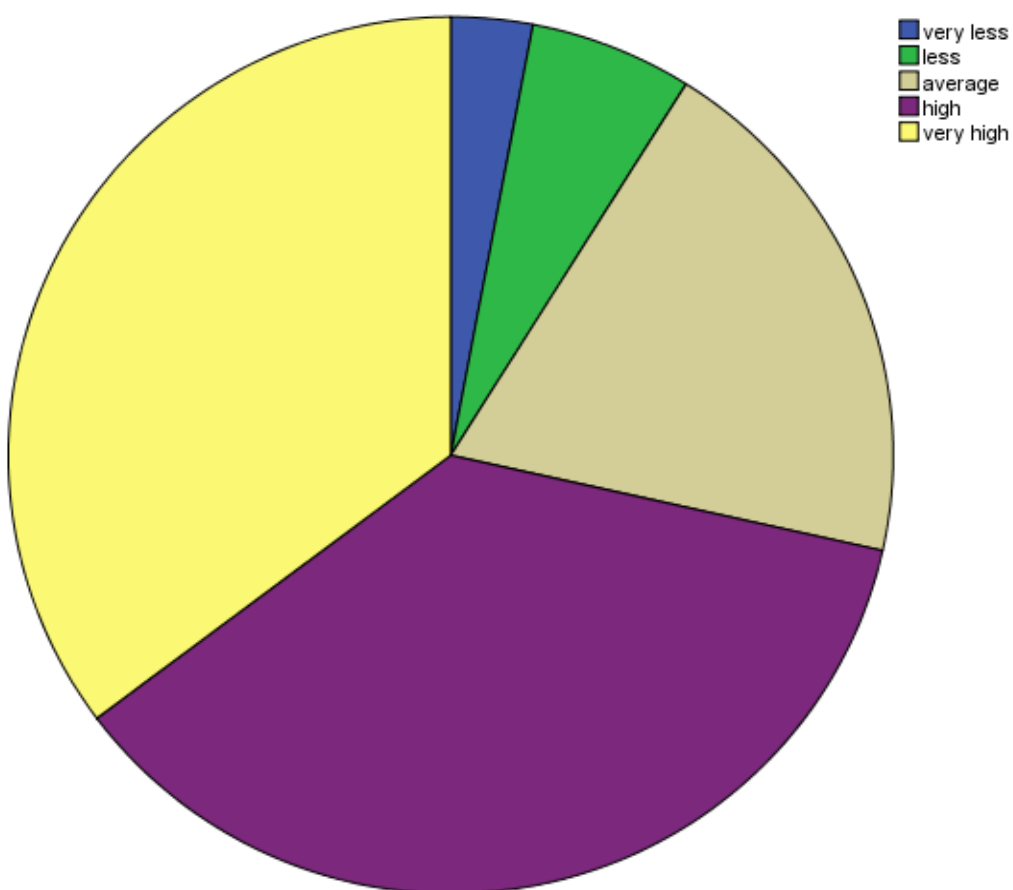
Emphasise discipline in the class-room

	Frequency	Percent	Valid Percent	Cumulative Percent
Valid	very less	23	2.6	2.6
	less	44	5.0	7.6
	average	149	16.8	16.9
	high	308	34.8	59.5
	very high	357	40.3	100.0
	Total	881	99.4	100.0
Missing	99.00	5	.6	
Total		886	100.0	



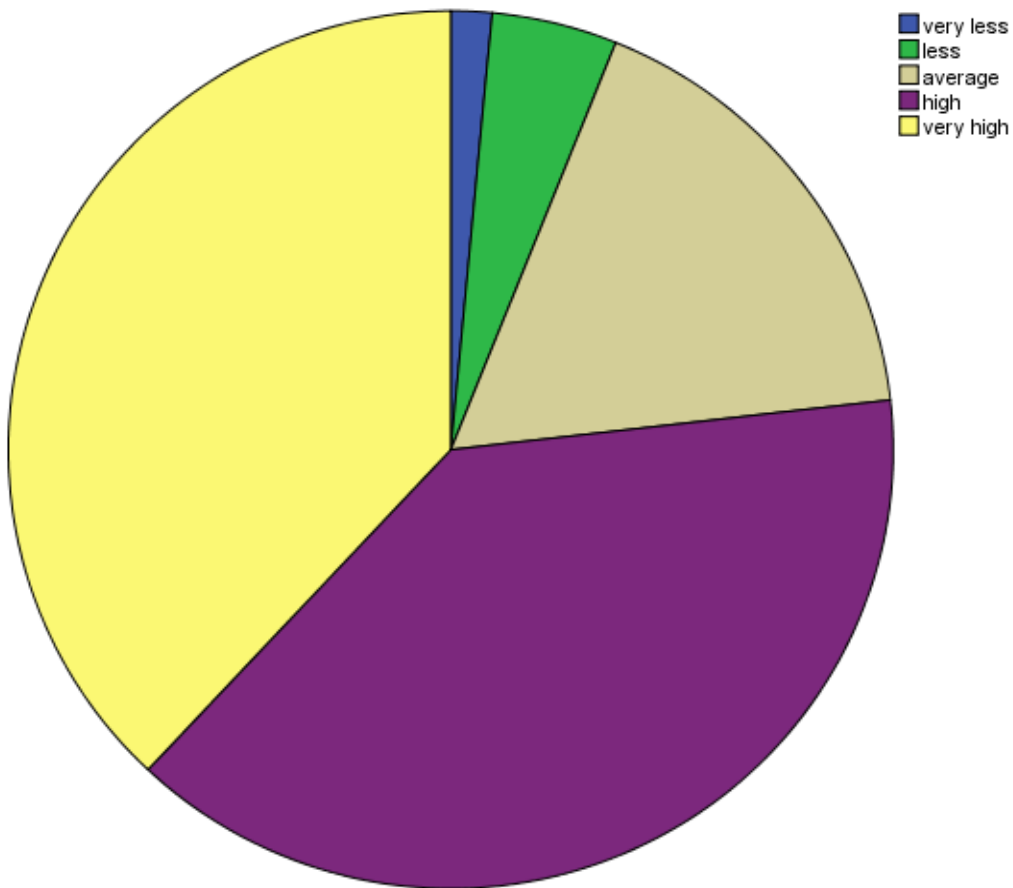
Effective time management

		Frequency	Percent	Valid Percent	Cumulative Percent
Valid	very less	26	2.9	3.0	3.0
	less	52	5.9	5.9	8.9
	average	171	19.3	19.6	28.5
	high	317	35.8	36.3	64.8
	very high	308	34.8	35.2	100.0
	Total	874	98.6	100.0	
Missing	99.00	12	1.4		
Total		886	100.0		



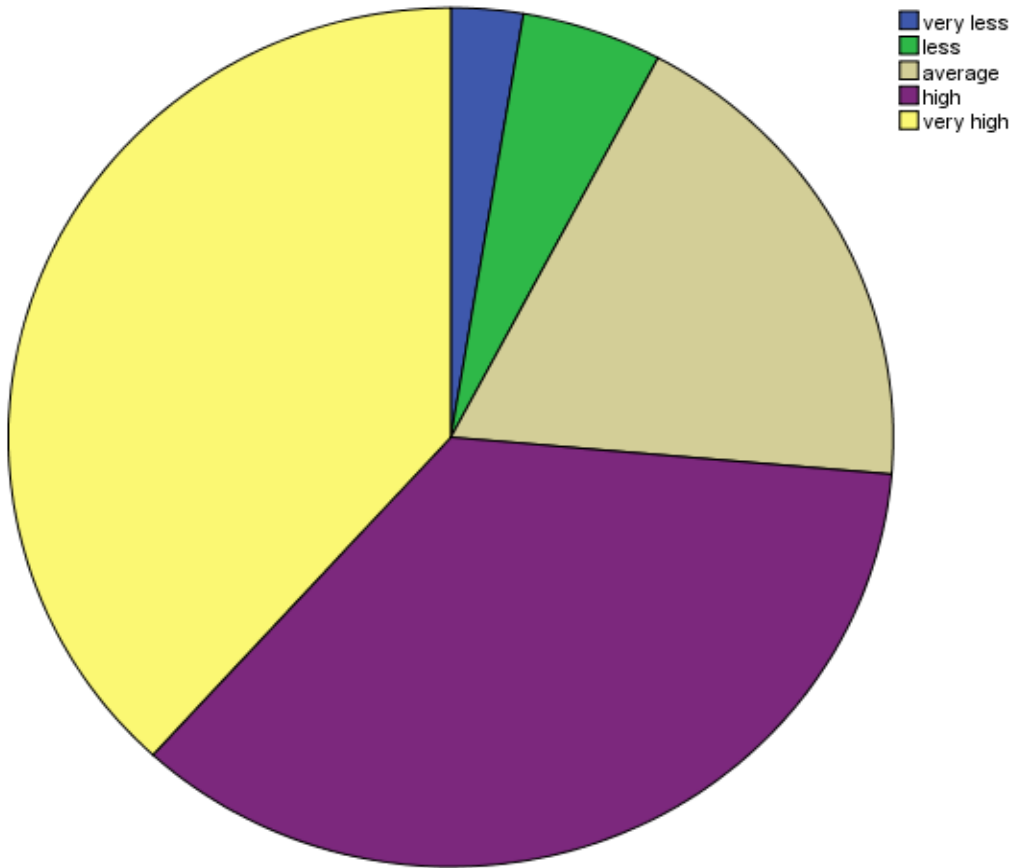
Co-operative behaviour in class-room

		Frequency	Percent	Valid Percent	Cumulative Percent
Valid	very less	13	1.5	1.5	1.5
	less	40	4.5	4.6	6.1
	average	149	16.8	17.1	23.2
	high	338	38.1	38.8	62.0
	very high	331	37.4	38.0	100.0
	Total	871	98.3	100.0	
Missing	99.00	15	1.7		
Total		886	100.0		



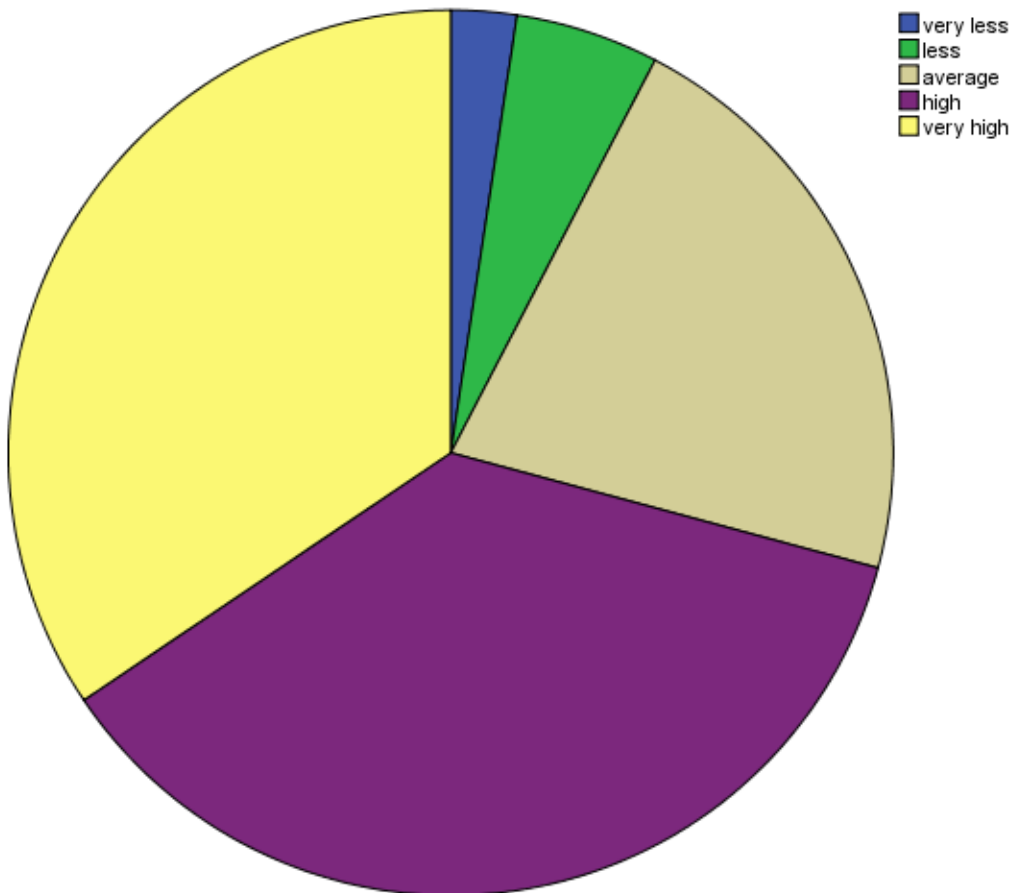
Giving opportunity to students for questioning and sharing

		Frequency	Percent	Valid Percent	Cumulative Percent
Valid	very less	23	2.6	2.6	2.6
	less	45	5.1	5.1	7.8
	average	163	18.4	18.6	26.4
	high	310	35.0	35.4	61.8
	very high	335	37.8	38.2	100.0
	Total	876	98.9	100.0	
Missing	99.00	10	1.1		
Total		886	100.0		



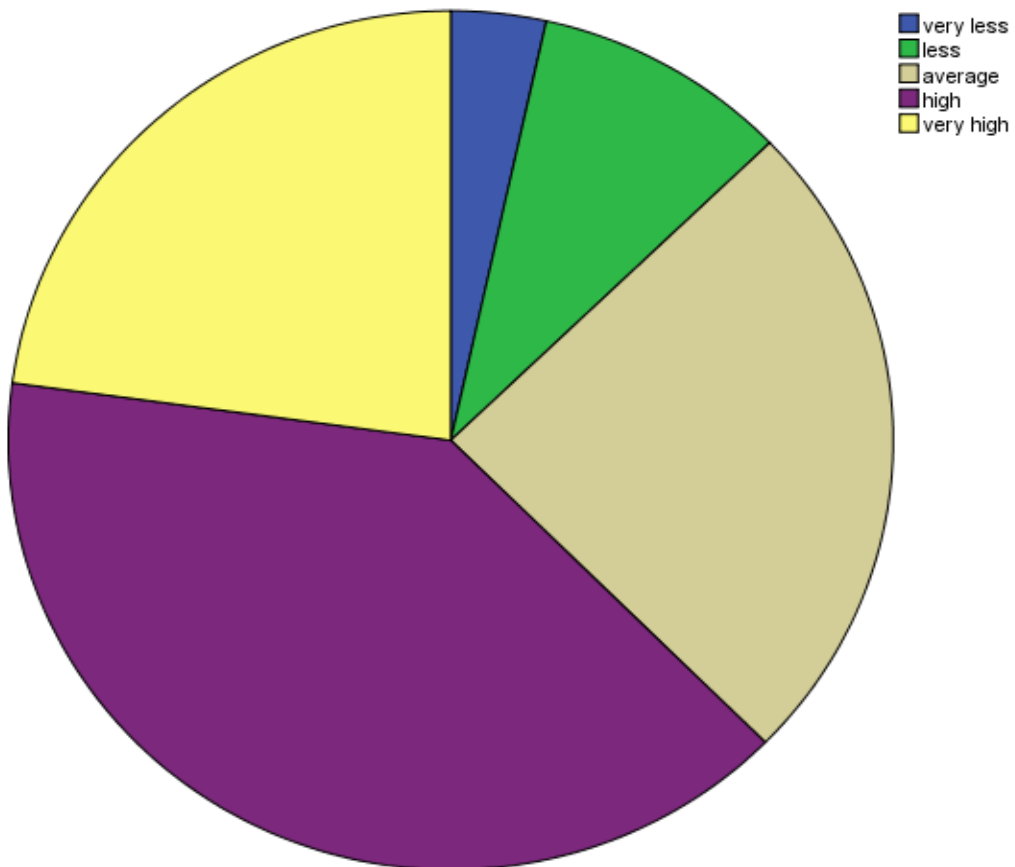
Sympathetic and fair attitude for students

	Frequency	Percent	Valid Percent	Cumulative Percent
Valid	very less	21	2.4	2.4
	less	46	5.2	7.6
	average	189	21.3	29.2
	high	319	36.0	65.6
	very high	302	34.1	100.0
	Total	877	99.0	100.0
Missing	99.00	9	1.0	
Total		886	100.0	



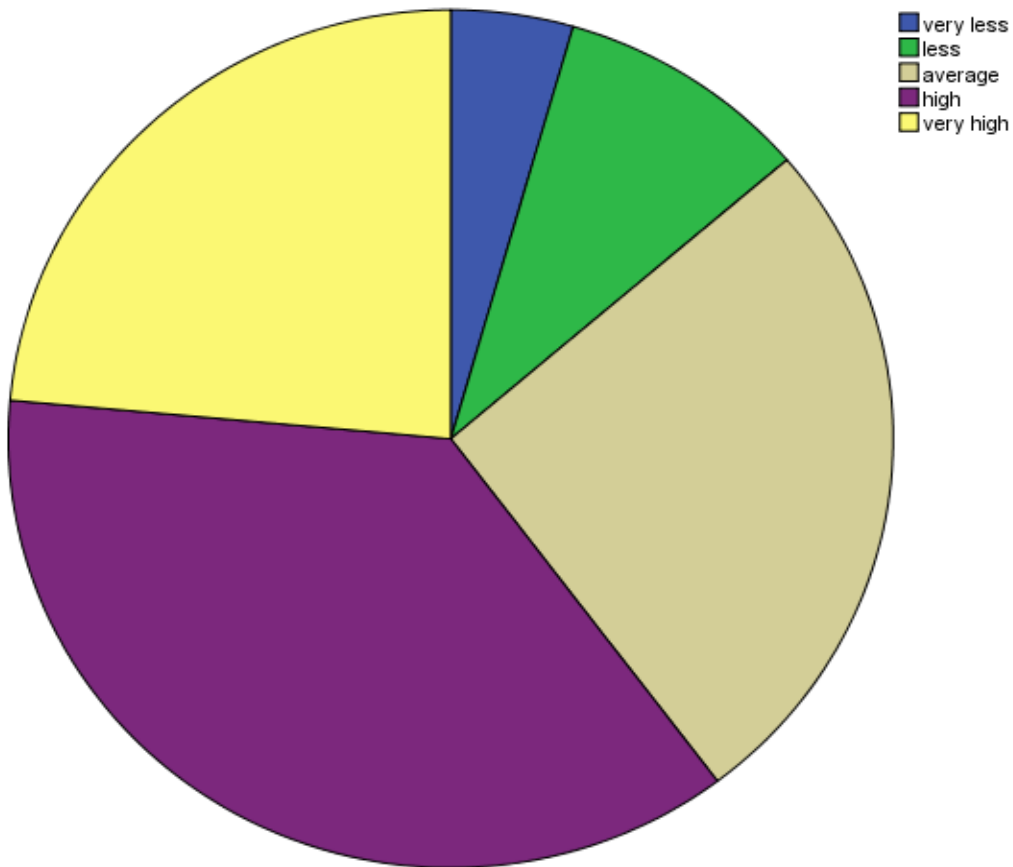
Developing creative attitude among students

	Frequency	Percent	Valid Percent	Cumulative Percent
Valid				
very less	30	3.4	3.5	3.5
less	81	9.1	9.4	12.8
average	213	24.0	24.6	37.4
high	344	38.8	39.7	77.1
very high	198	22.3	22.9	100.0
Total	866	97.7	100.0	
Missing	99.00	20	2.3	
Total	886	100.0		



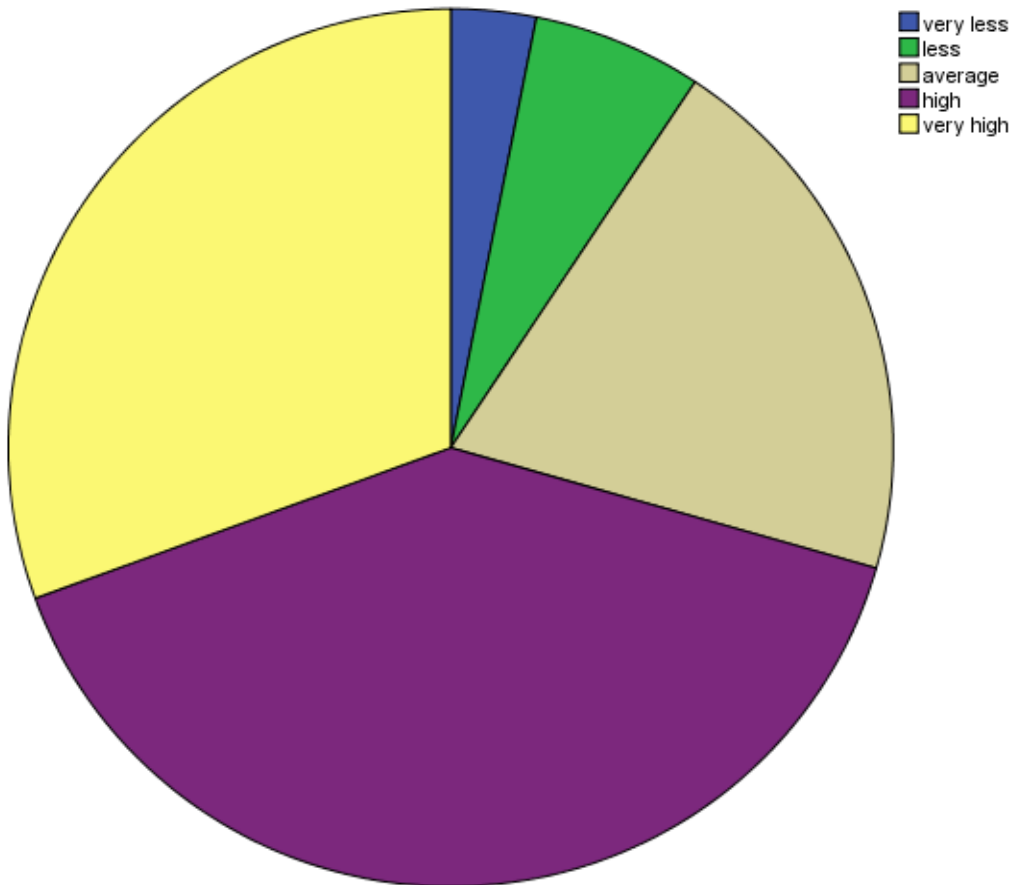
Taking class-room problems as a challenge

		Frequency	Percent	Valid Percent	Cumulative Percent
Valid	very less	39	4.4	4.5	4.5
	less	81	9.1	9.3	13.7
	average	227	25.6	26.0	39.7
	high	321	36.2	36.7	76.4
	very high	206	23.3	23.6	100.0
	Total	874	98.6	100.0	
Missing	99.00	12	1.4		
Total		886	100.0		



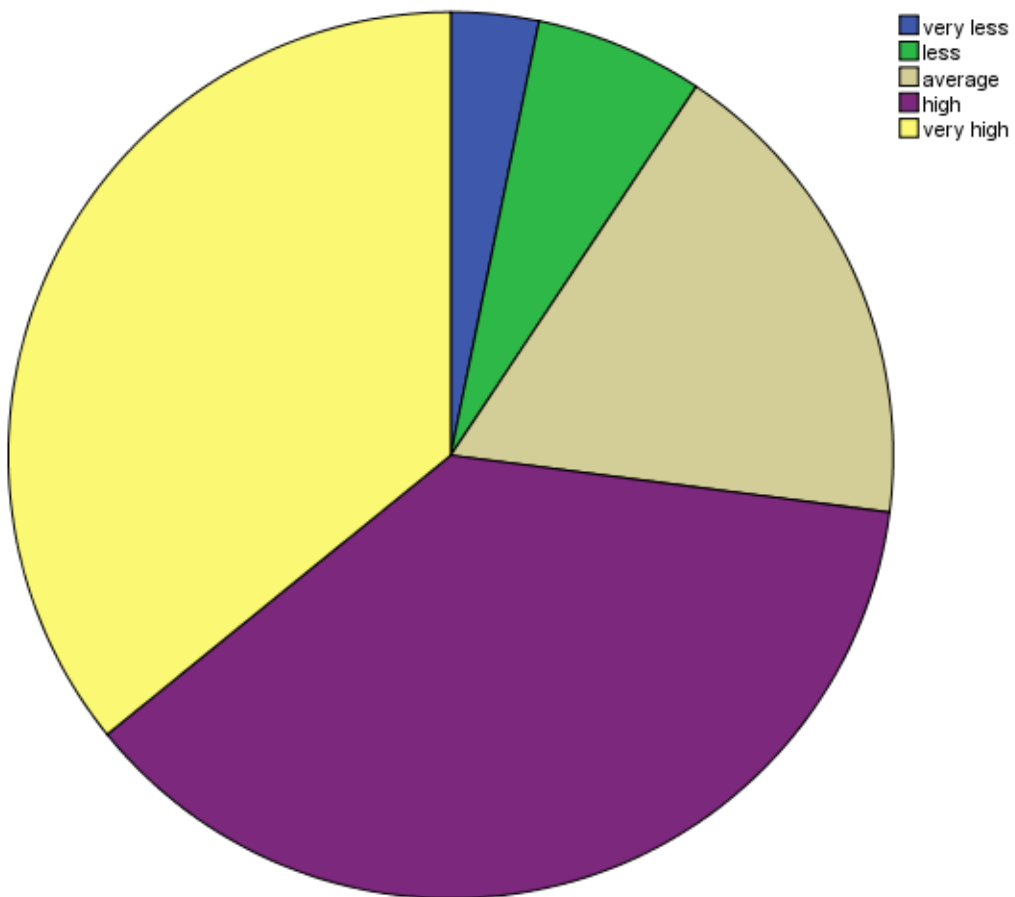
Shows enthusiastic behaviour in classroom

	Frequency	Percent	Valid Percent	Cumulative Percent
Valid				
very less	27	3.0	3.1	3.1
less	54	6.1	6.2	9.3
average	175	19.8	20.1	29.4
high	348	39.3	40.0	69.4
very high	266	30.0	30.6	100.0
Total	870	98.2	100.0	
Missing	99.00	16	1.8	
Total	886	100.0		



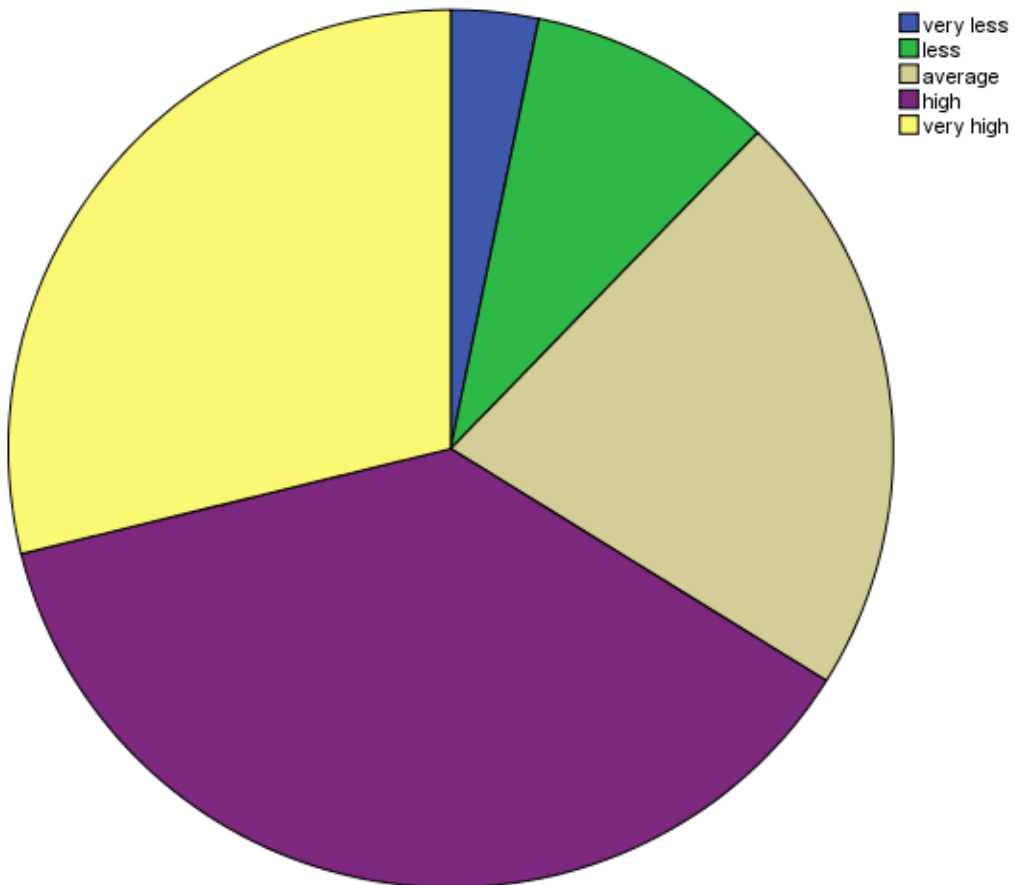
Motivates students to learn

		Frequency	Percent	Valid Percent	Cumulative Percent
Valid	very less	28	3.2	3.2	3.2
	less	54	6.1	6.2	9.4
	average	155	17.5	17.7	27.1
	high	325	36.7	37.1	64.2
	very high	314	35.4	35.8	100.0
	Total	876	98.9	100.0	
Missing	99.00	10	1.1		
Total		886	100.0		



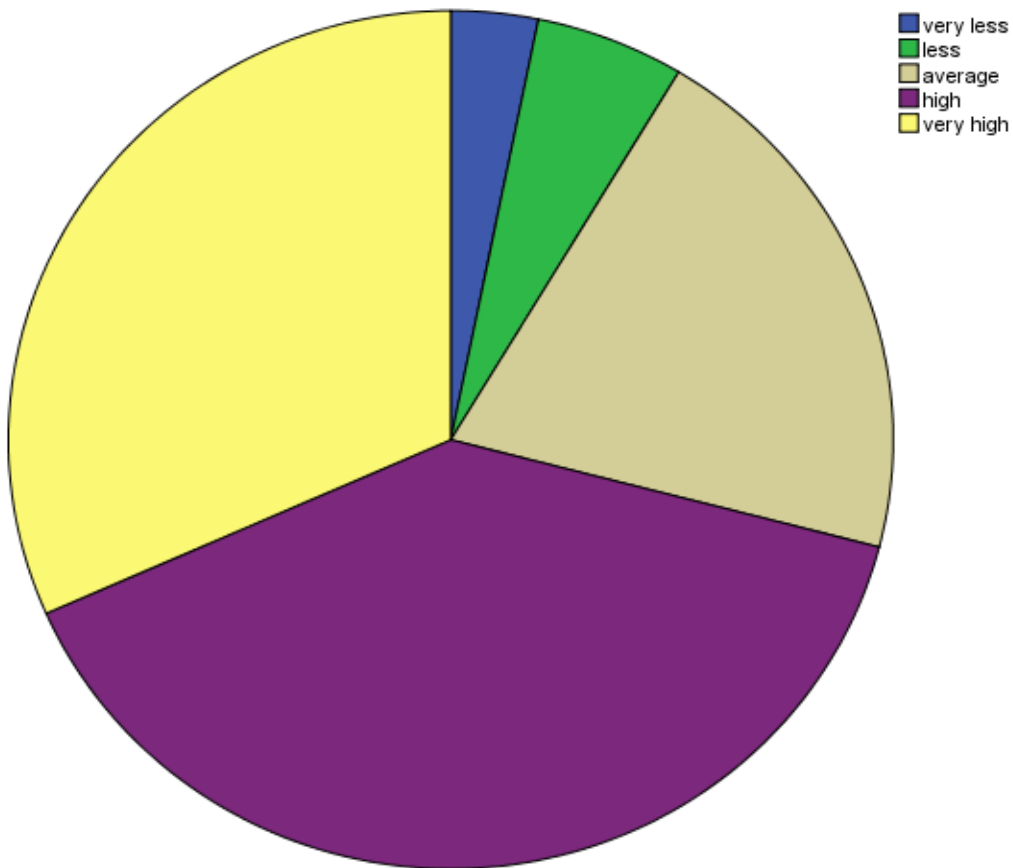
Asks questions to the students

		Frequency	Percent	Valid Percent	Cumulative Percent
	very less	28	3.2	3.2	3.2
	less	79	8.9	9.0	12.2
Valid	average	190	21.4	21.7	33.9
	high	327	36.9	37.3	71.2
	very high	253	28.6	28.8	100.0
	Total	877	99.0	100.0	
	Missing	99.00	9	1.0	
Total		886	100.0		



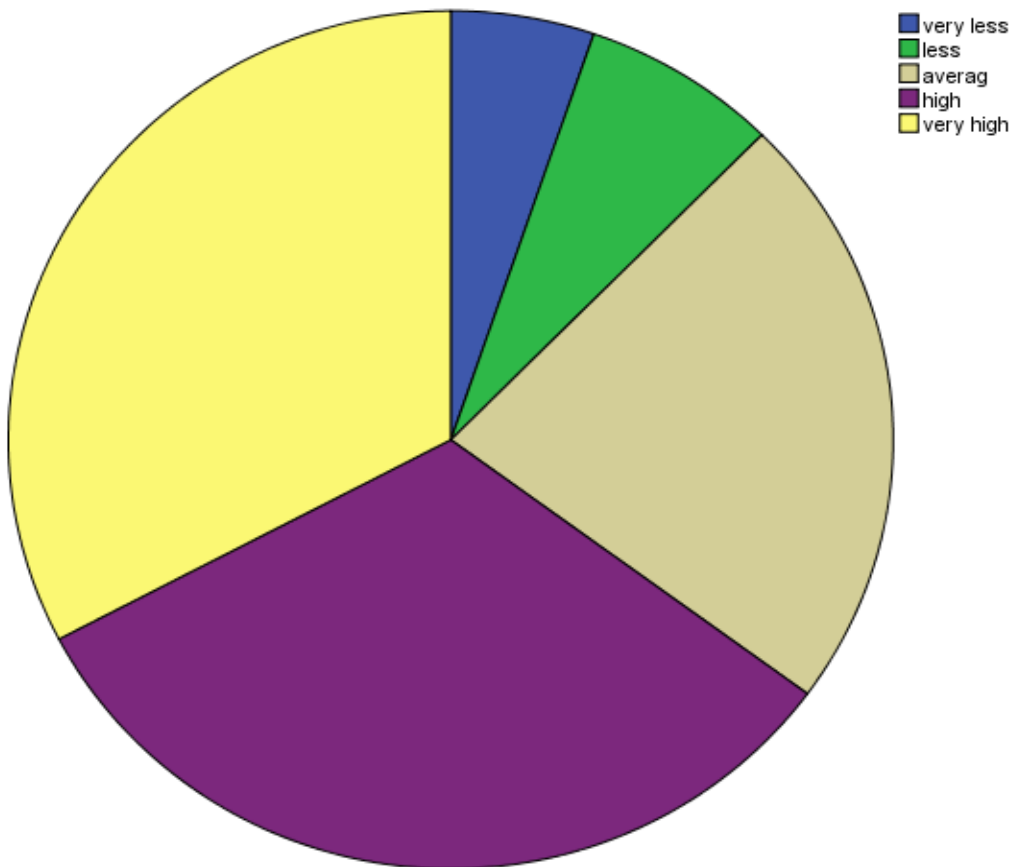
Makes effort to remove student's error

		Frequency	Percent	Valid Percent	Cumulative Percent
Valid	very less	28	3.2	3.2	3.2
	less	48	5.4	5.4	8.6
	average	180	20.3	20.4	29.0
	high	347	39.2	39.3	68.4
	very high	279	31.5	31.6	100.0
	Total	882	99.5	100.0	
Missing	99.00	4	.5		
Total		886	100.0		



Provides feedback on student's performance

		Frequency	Percent	Valid Percent	Cumulative Percent
Valid	very less	46	5.2	5.2	5.2
	less	63	7.1	7.2	12.4
	average	199	22.5	22.7	35.1
	high	283	31.9	32.2	67.3
	very high	287	32.4	32.7	100.0
	Total	878	99.1	100.0	
Missing	99.00	8	.9		
Total		886	100.0		



Descriptive Statistics Mean

ITEMS OF SCALE	Mean
simple language	3.9136
communication related to topic	3.7514
communication at par with student's mental level	3.7041
subject matter based on previous knowledge	3.8959
clarity in subject matter	3.9634
using teaching aids to make subject matter clear	3.5402
integrates subject matter with other disciplines	3.4256
provides adequate subject matter	3.7255
emphasise discipline in the class-room	4.0579
effective time management	3.9485
co-operative behaviour in class-room	4.0723
giving opportunity to students for questioning and sharing	4.0148
sympathetic and fair attitude for students	3.9521
developing creative attitude among students	3.6917
taking class-room problems as challenge	3.6568
shows enthusiastic behaviour in classroom	3.8874
motivating students to learn	3.9623
asks questions to the students	3.7959
makes effort to remove student's error	3.9082
provides feedback on student's performance	3.7995

Descriptive Statistics Mean

