

Feedback for Syllabus from Students

The students are the most important stakeholders of higher education system. The feedback from students, thus plays a very important part in design and development of syllabus. Students are the important in the sense that they read, understand and apply the core concepts of the syllabus, also their employability is dependent on the curriculum which they read.

Frequencies

Subject of the respondent = ANCIENT HISTORY

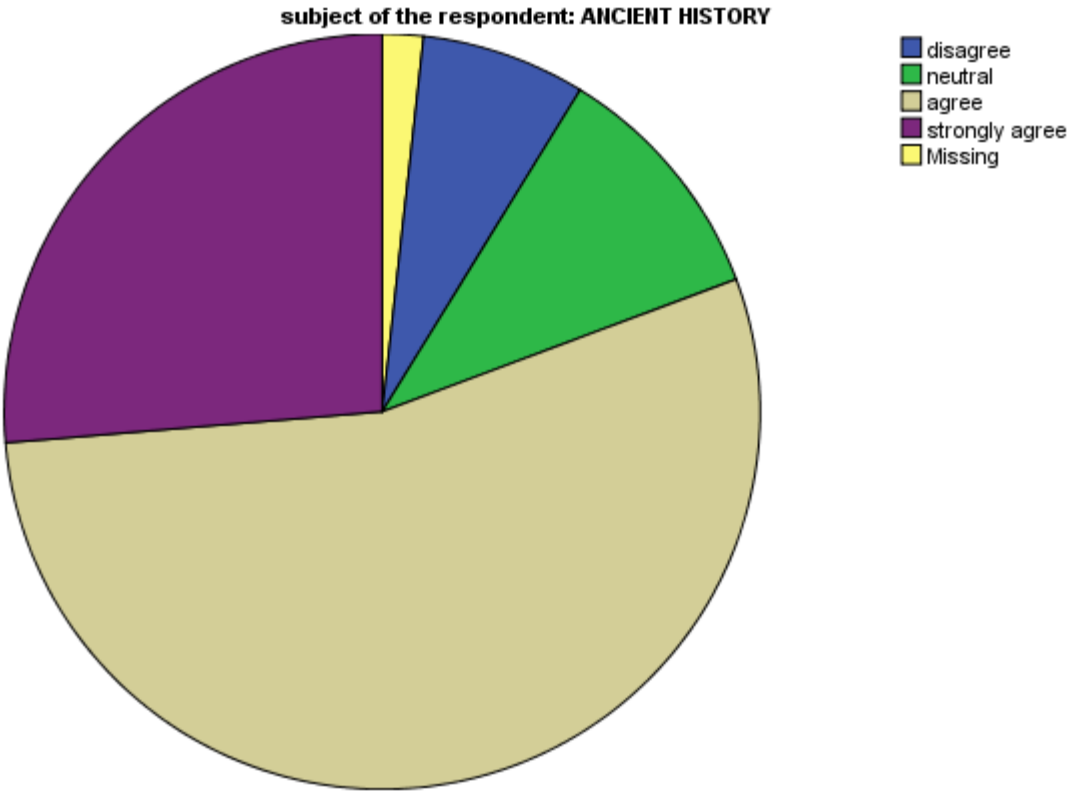
| Statistics | | | | | | | | | |
|------------|---------|---------------------------|--------------------------------|--|---|--|---|---|--|
| | | Curriculum updated enough | Curriculum content interesting | Curriculum fulfilling your expectation | Curriculum helping in developing your personality | Curriculum applicable in your daily life | The curriculum is relevant for the solution of local problems | Need to include skill-based content in the current syllabus | Syllabus creates interest to pursue post-graduation/research in a particular subject |
| N | Valid | 112 | 112 | 114 | 114 | 114 | 114 | 114 | 114 |
| | Missing | 2 | 2 | 0 | 0 | 0 | 0 | 0 | 0 |

a. subject of the respondent = ANCIENT HISTORY

Frequency Table

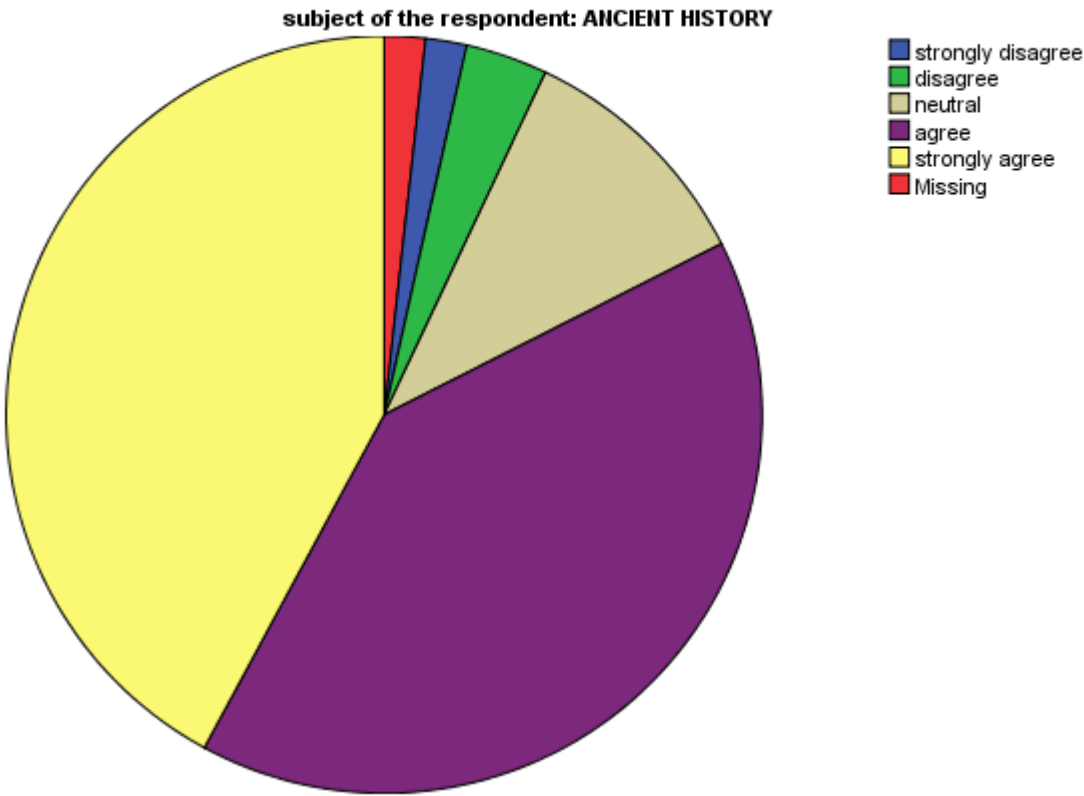
| Curriculum updated enough | | | | | |
|---------------------------|----------------|-----------|---------|---------------|--------------------|
| | | Frequency | Percent | Valid Percent | Cumulative Percent |
| Valid | disagree | 8 | 7.0 | 7.1 | 7.1 |
| | neutral | 12 | 10.5 | 10.7 | 17.9 |
| | agree | 62 | 54.4 | 55.4 | 73.2 |
| | strongly agree | 30 | 26.3 | 26.8 | 100.0 |
| | Total | 112 | 98.2 | 100.0 | |
| Missing | 99 | 2 | 1.8 | | |
| Total | | 114 | 100.0 | | |

a. subject of the respondent = ANCIENT HISTORY



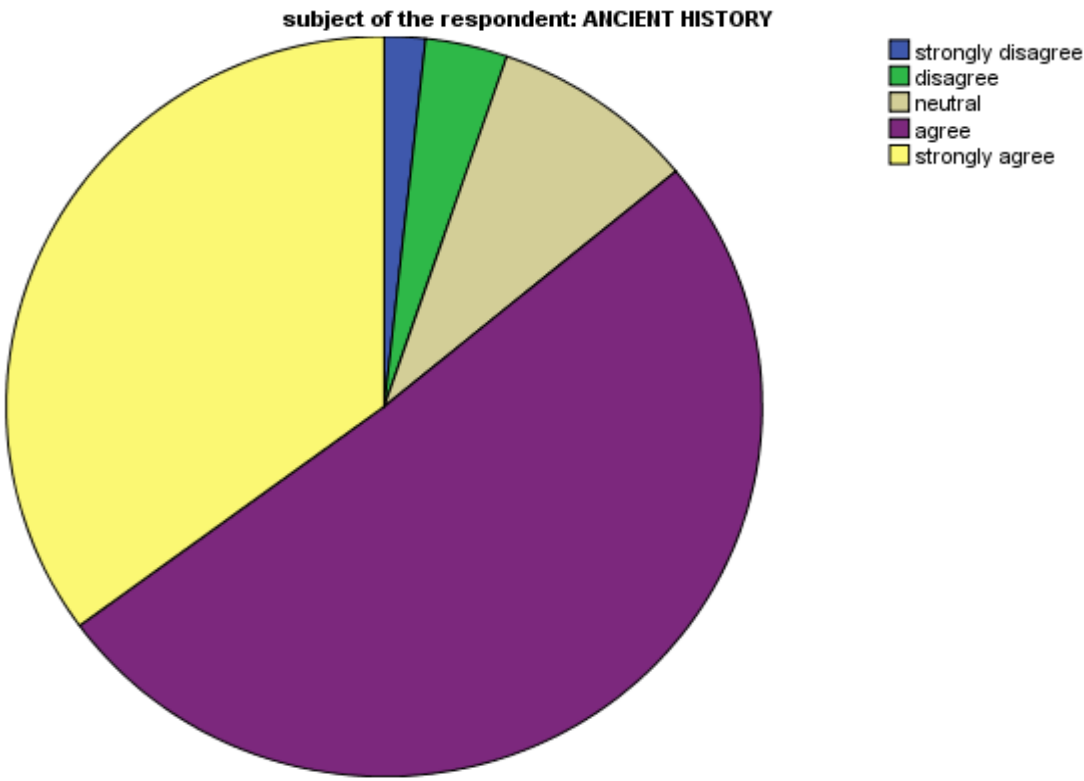
| Curriculum content interesting | | | | | |
|--------------------------------|-------------------|-----------|---------|---------------|--------------------|
| | | Frequency | Percent | Valid Percent | Cumulative Percent |
| Valid | strongly disagree | 2 | 1.8 | 1.8 | 1.8 |
| | disagree | 4 | 3.5 | 3.6 | 5.4 |
| | neutral | 12 | 10.5 | 10.7 | 16.1 |
| | agree | 46 | 40.4 | 41.1 | 57.1 |
| | strongly agree | 48 | 42.1 | 42.9 | 100.0 |
| | Total | 112 | 98.2 | 100.0 | |
| Missing | 99 | 2 | 1.8 | | |
| Total | | 114 | 100.0 | | |

a. subject of the respondent = ANCIENT HISTORY



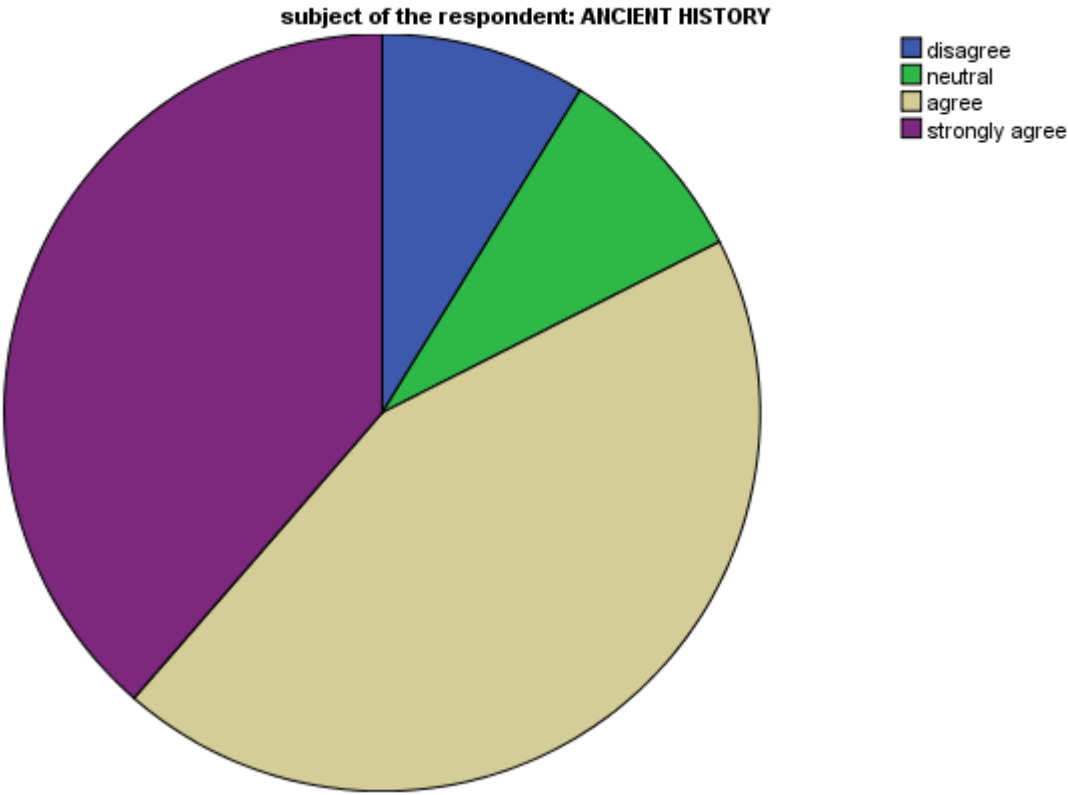
| Curriculum fulfilling your expectation | | | | | |
|--|-------------------|-----------|---------|---------------|--------------------|
| | | Frequency | Percent | Valid Percent | Cumulative Percent |
| Valid | strongly disagree | 2 | 1.8 | 1.8 | 1.8 |
| | disagree | 4 | 3.5 | 3.5 | 5.3 |
| | neutral | 10 | 8.8 | 8.8 | 14.0 |
| | agree | 58 | 50.9 | 50.9 | 64.9 |
| | strongly agree | 40 | 35.1 | 35.1 | 100.0 |
| | Total | 114 | 100.0 | 100.0 | |

a. subject of the respondent = ANCIENT HISTORY



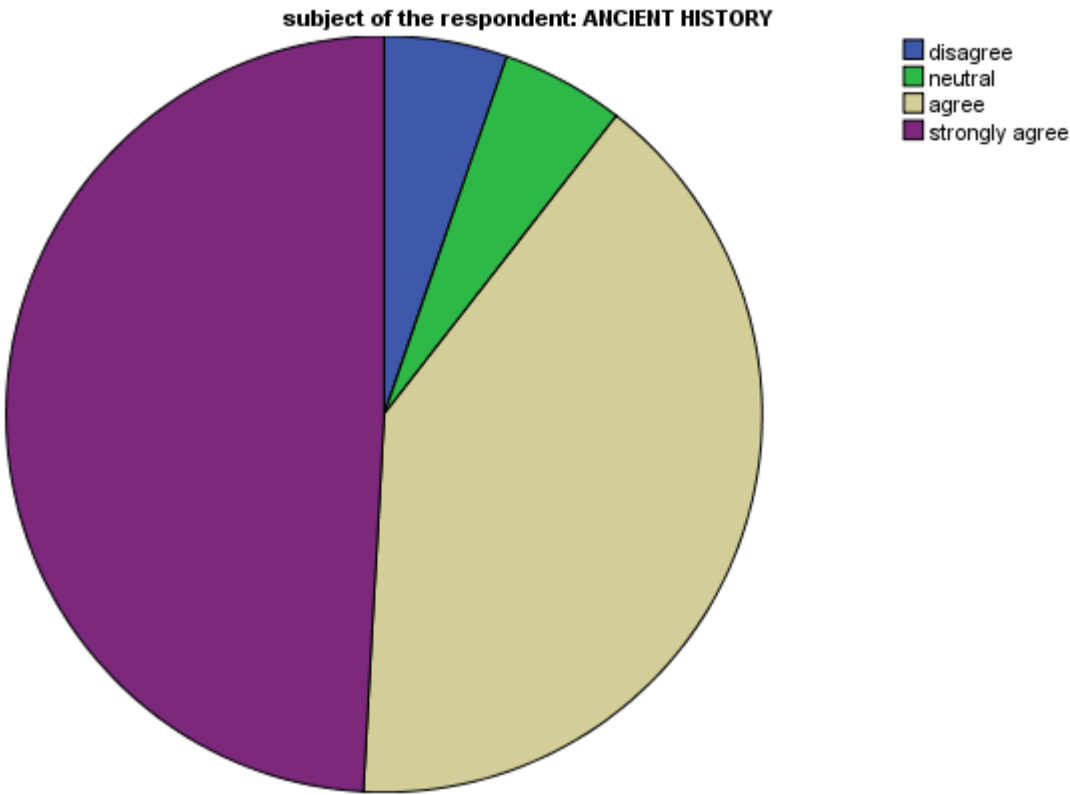
| Curriculum helping in developing your personality | | | | | |
|---|----------------|-----------|---------|---------------|-----------------------|
| | | Frequency | Percent | Valid Percent | Cumulative Percent |
| Valid | disagree | 10 | 8.8 | 8.8 | 8.8 |
| | neutral | 10 | 8.8 | 8.8 | 17.5 |
| | agree | 50 | 43.9 | 43.9 | 61.4 |
| | strongly agree | 44 | 38.6 | 38.6 | 100.0 |
| | Total | 114 | 100.0 | 100.0 | |

a. subject of the respondent = ANCIENT HISTORY



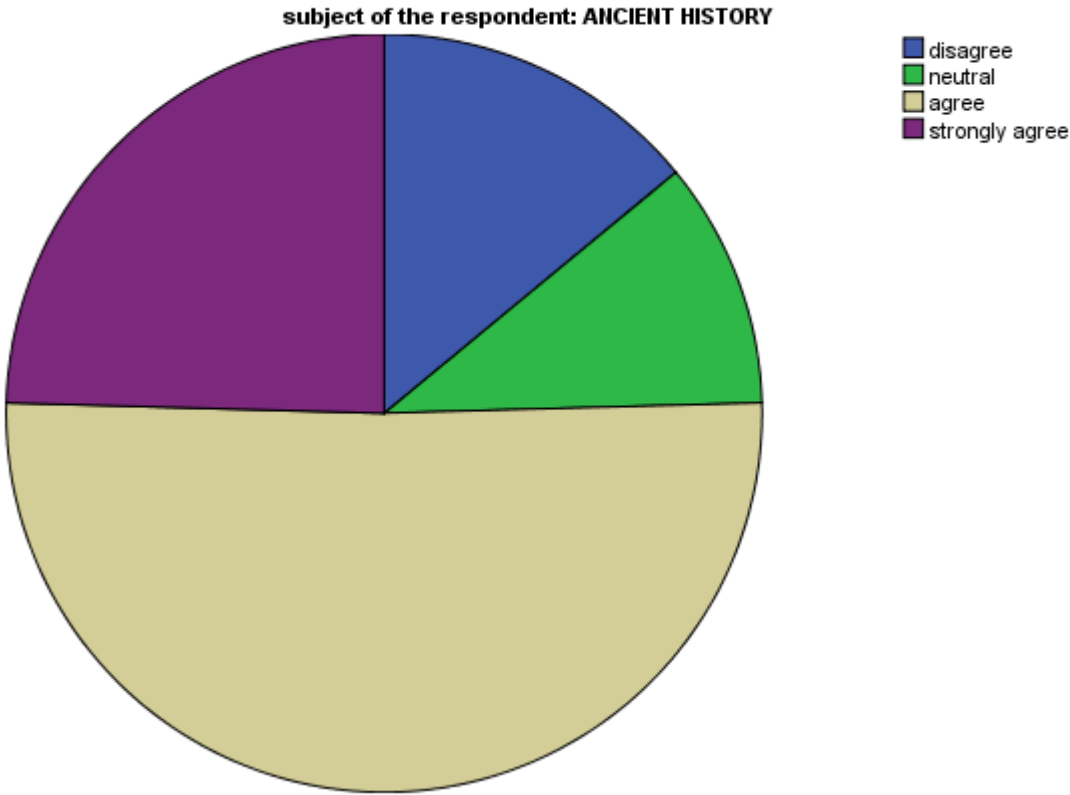
| Curriculum applicable in your daily life | | | | | |
|--|----------------|-----------|---------|---------------|--------------------|
| | | Frequency | Percent | Valid Percent | Cumulative Percent |
| Valid | disagree | 6 | 5.3 | 5.3 | 5.3 |
| | neutral | 6 | 5.3 | 5.3 | 10.5 |
| | agree | 46 | 40.4 | 40.4 | 50.9 |
| | strongly agree | 56 | 49.1 | 49.1 | 100.0 |
| | Total | 114 | 100.0 | 100.0 | |

a. subject of the respondent = ANCIENT HISTORY



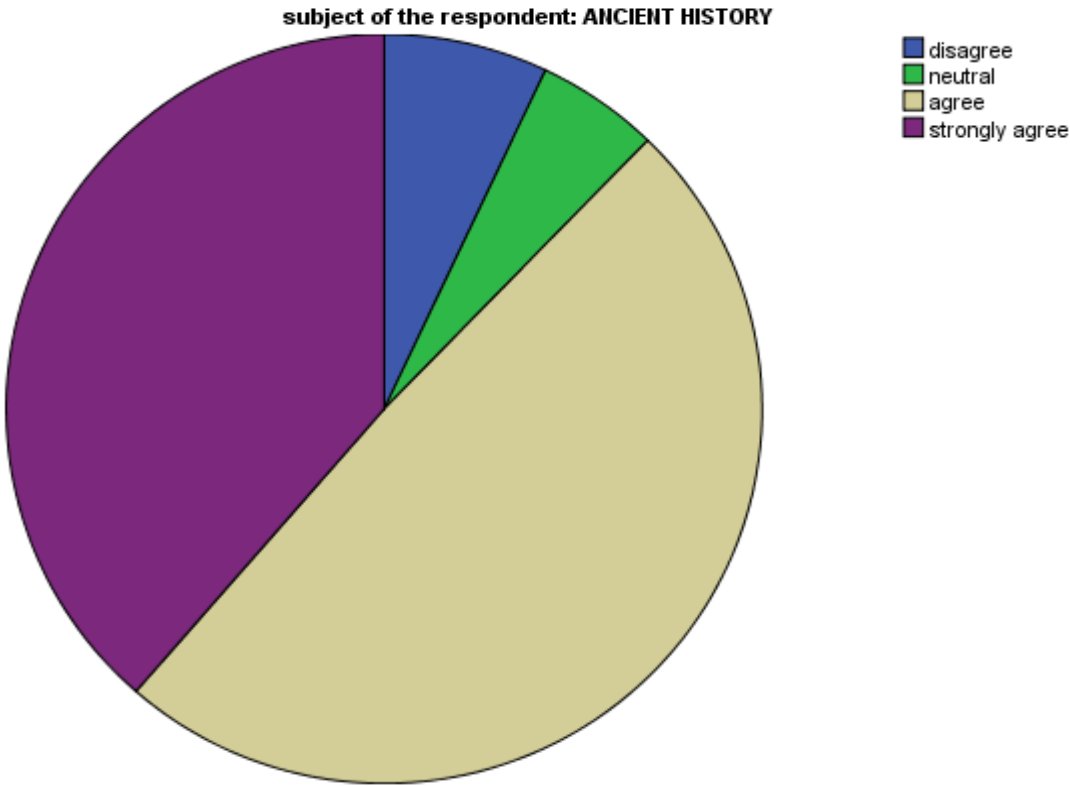
| The curriculum is relevant for the solution of local problems | | | | | |
|---|----------------|-----------|---------|---------------|--------------------|
| | | Frequency | Percent | Valid Percent | Cumulative Percent |
| Valid | disagree | 16 | 14.0 | 14.0 | 14.0 |
| | neutral | 12 | 10.5 | 10.5 | 24.6 |
| | agree | 58 | 50.9 | 50.9 | 75.4 |
| | strongly agree | 28 | 24.6 | 24.6 | 100.0 |
| | Total | 114 | 100.0 | 100.0 | |

a. subject of the respondent = ANCIENT HISTORY



| Need to include skill-based content in the current syllabus | | | | | |
|---|----------------|-----------|---------|---------------|--------------------|
| | | Frequency | Percent | Valid Percent | Cumulative Percent |
| Valid | disagree | 8 | 7.0 | 7.0 | 7.0 |
| | neutral | 6 | 5.3 | 5.3 | 12.3 |
| | agree | 56 | 49.1 | 49.1 | 61.4 |
| | strongly agree | 44 | 38.6 | 38.6 | 100.0 |
| | Total | 114 | 100.0 | 100.0 | |

a. subject of the respondent = ANCIENT HISTORY

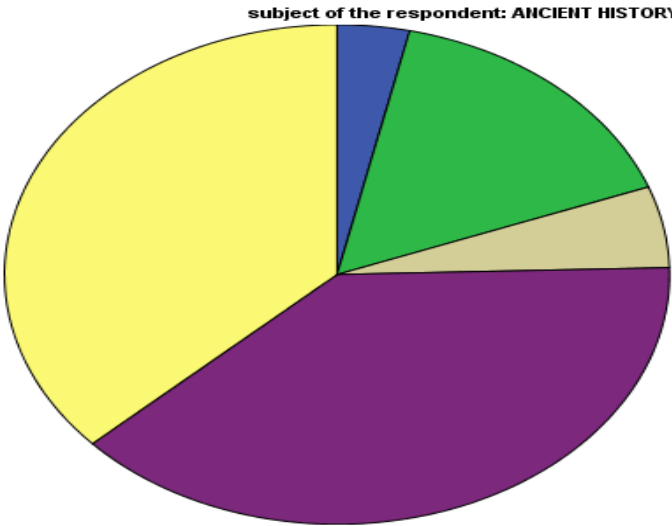


Syllabus creates interest to pursue post-graduation/research in a particular subject

| | | Frequency | Percent | Valid Percent | Cumulative Percent |
|-------|-------------------|-----------|---------|---------------|--------------------|
| Valid | strongly disagree | 4 | 3.5 | 3.5 | 3.5 |
| | disagree | 18 | 15.8 | 15.8 | 19.3 |
| | neutral | 6 | 5.3 | 5.3 | 24.6 |
| | agree | 44 | 38.6 | 38.6 | 63.2 |
| | strongly agree | 42 | 36.8 | 36.8 | 100.0 |
| | Total | 114 | 100.0 | 100.0 | |

a. subject of the respondent = ANCIENT HISTORY

Syllabus creates interest to pursue post-graduation/research subject



Subject of the respondent = B.Ed.

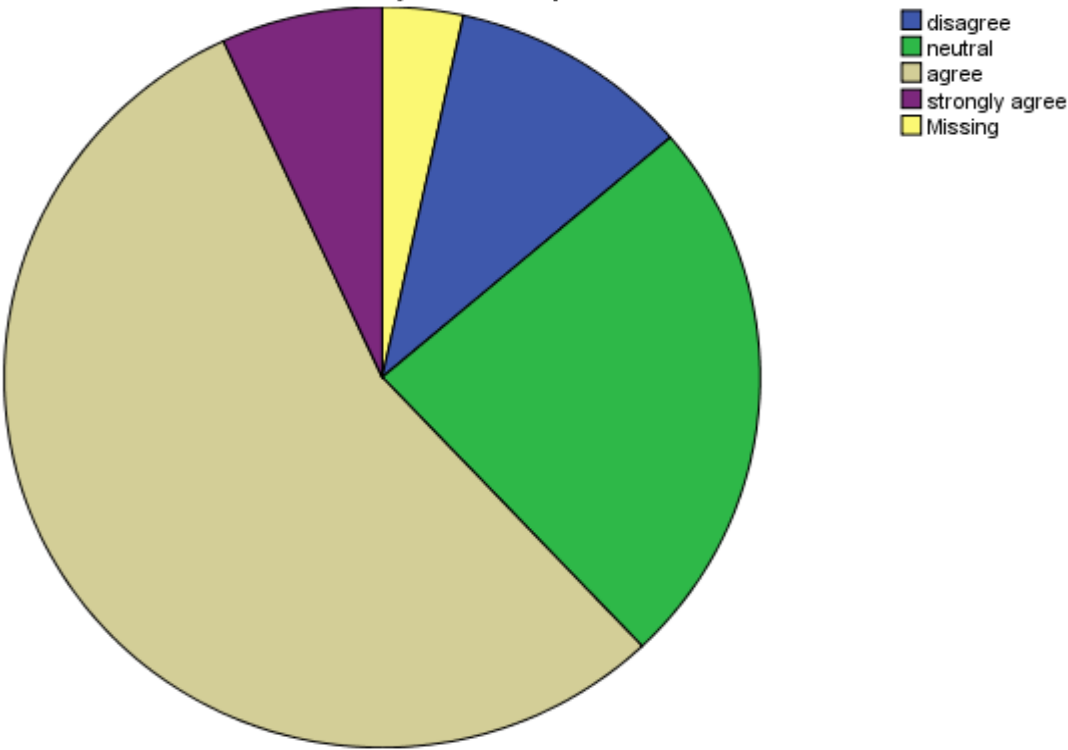
| Statistics | | | | | | | | |
|------------|---------|----|----|---|--|---|---|--|
| | | | | Curriculum helping in developing your personality | Curriculum applicable in your daily life | The curriculum is relevant for the solution of local problems | Need to include skill-based content in the current syllabus | Syllabus creates interest to pursue post-graduation/research in a particular subject |
| N | Valid | 56 | 58 | 58 | 58 | 58 | 58 | 58 |
| | Missing | 2 | 0 | 0 | 0 | 0 | 0 | 0 |

a. subject of the respondent = B.Ed.

Frequency Table

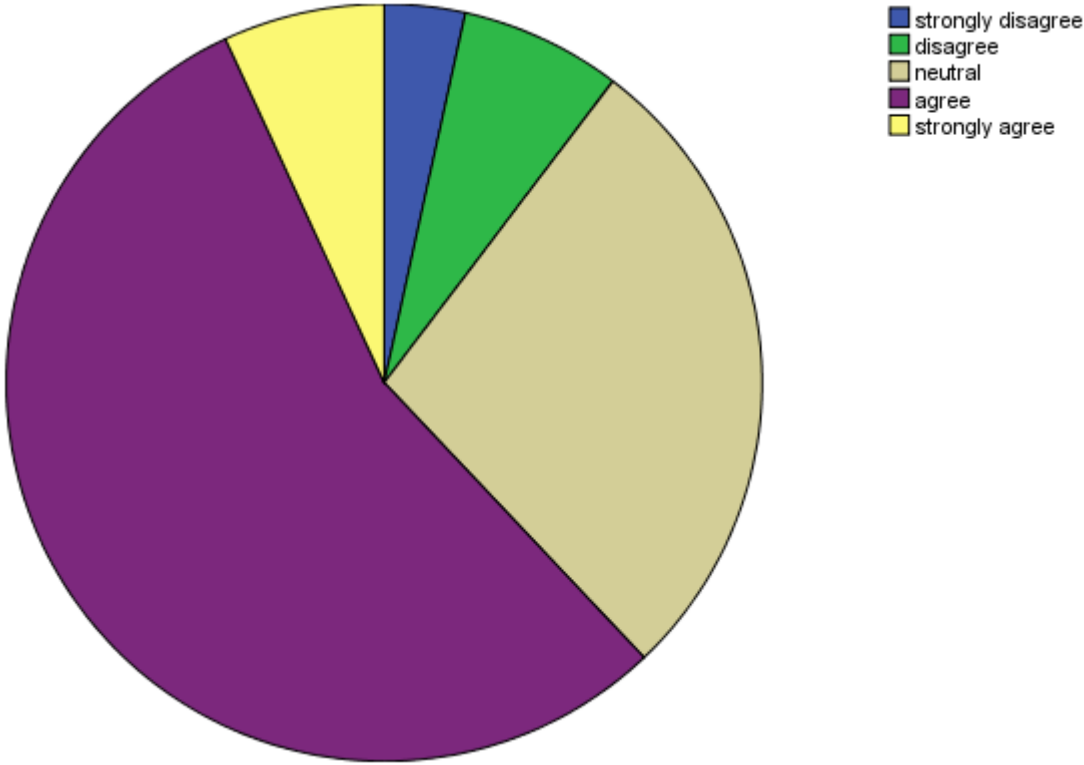
| Curriculum updated enough | | | | | |
|---------------------------|----------------|-----------|---------|---------------|--------------------|
| | | Frequency | Percent | Valid Percent | Cumulative Percent |
| Valid | disagree | 6 | 10.3 | 10.7 | 10.7 |
| | neutral | 14 | 24.1 | 25.0 | 35.7 |
| | agree | 32 | 55.2 | 57.1 | 92.9 |
| | strongly agree | 4 | 6.9 | 7.1 | 100.0 |
| | Total | 56 | 96.6 | 100.0 | |
| Missing | 99 | 2 | 3.4 | | |
| Total | | 58 | 100.0 | | |

a. subject of the respondent = B.Ed.



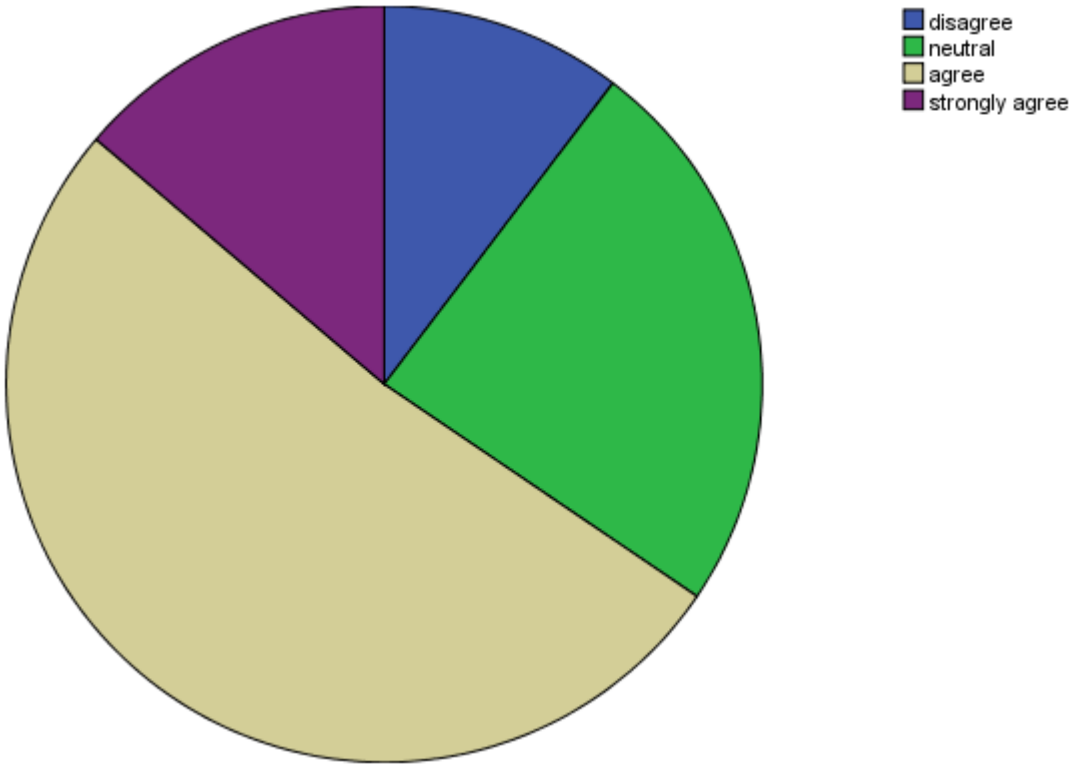
| Curriculum content interesting | | | | |
|--------------------------------|-------------------|-----------|---------|-----------------------|
| | | Frequency | Percent | Cumulative Percent |
| Valid | strongly disagree | 2 | 3.4 | 3.4 |
| | disagree | 4 | 6.9 | 10.3 |
| | neutral | 16 | 27.6 | 37.9 |
| | agree | 32 | 55.2 | 93.1 |
| | strongly agree | 4 | 6.9 | 100.0 |
| | Total | 58 | 100.0 | 100.0 |

a. subject of the respondent = B.Ed.



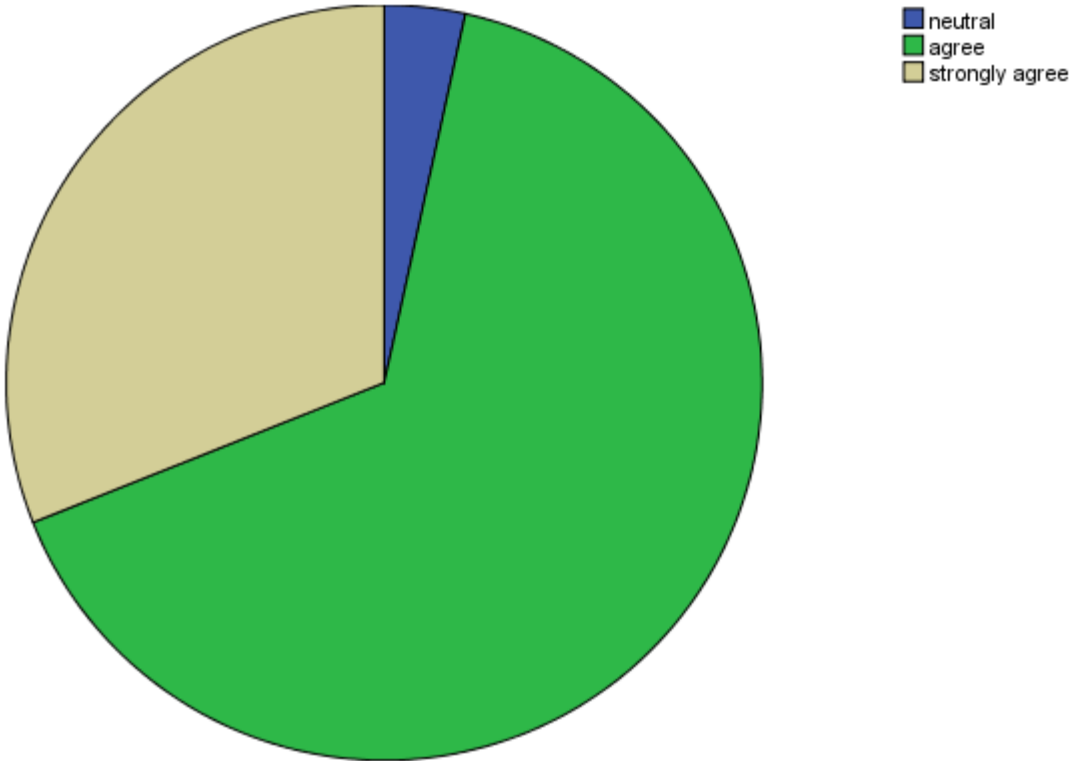
| Curriculum fulfilling your expectation | | | | | |
|--|----------------|-----------|---------|---------------|--------------------|
| | | Frequency | Percent | Valid Percent | Cumulative Percent |
| Valid | disagree | 6 | 10.3 | 10.3 | 10.3 |
| | neutral | 14 | 24.1 | 24.1 | 34.5 |
| | agree | 30 | 51.7 | 51.7 | 86.2 |
| | strongly agree | 8 | 13.8 | 13.8 | 100.0 |
| | Total | 58 | 100.0 | 100.0 | |

a. subject of the respondent = B.Ed.



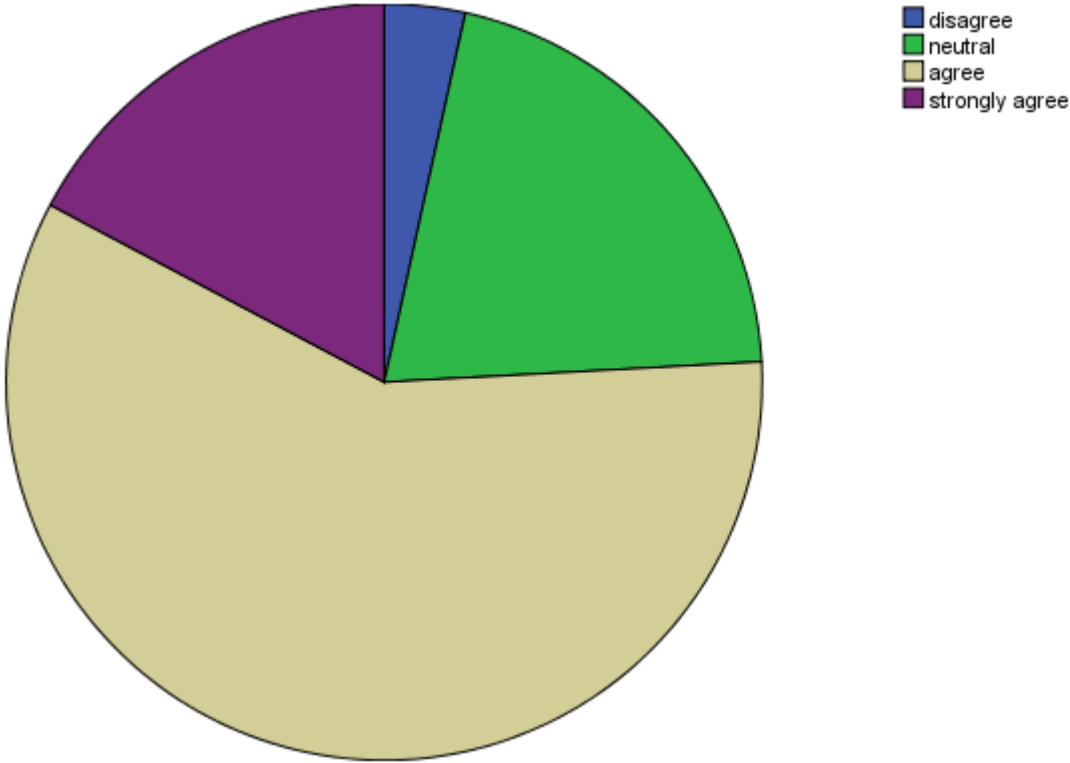
| Curriculum helping in developing your personality | | | | | |
|---|----------------|-----------|---------|---------------|--------------------|
| | | Frequency | Percent | Valid Percent | Cumulative Percent |
| Valid | neutral | 2 | 3.4 | 3.4 | 3.4 |
| | agree | 38 | 65.5 | 65.5 | 69.0 |
| | strongly agree | 18 | 31.0 | 31.0 | 100.0 |
| | Total | 58 | 100.0 | 100.0 | |

a. subject of the respondent = B.Ed.



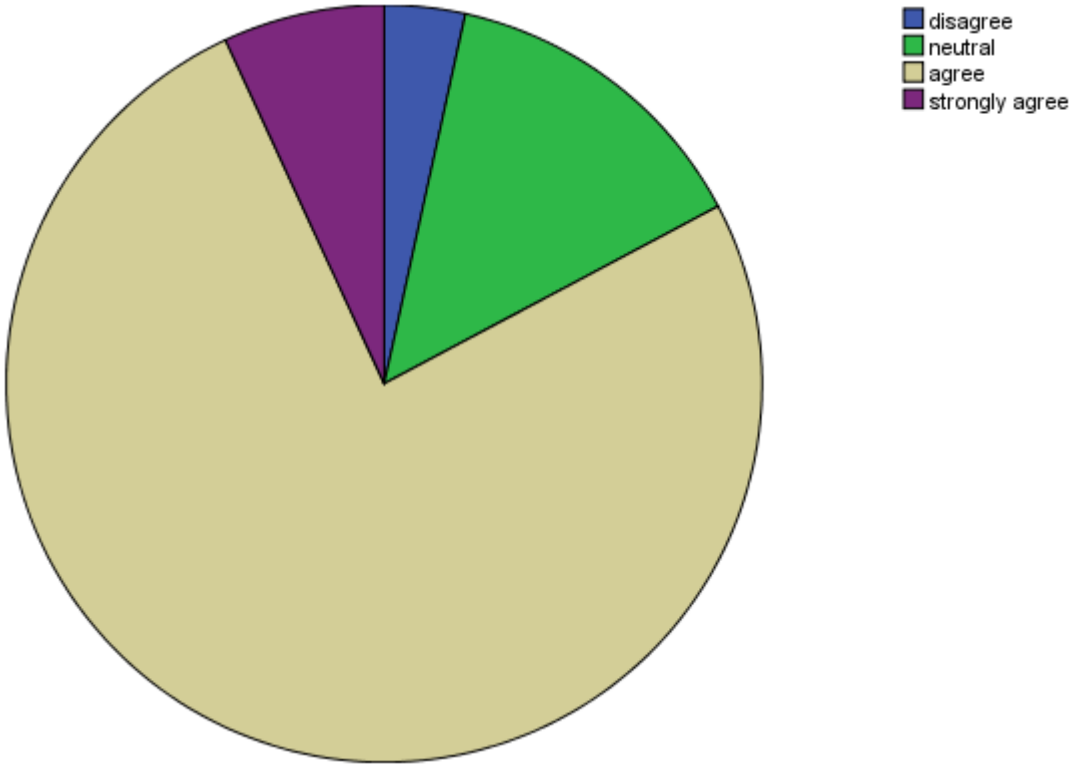
| Curriculum applicable in your daily life | | | | | |
|--|----------------|-----------|---------|---------------|-----------------------|
| | | Frequency | Percent | Valid Percent | Cumulative Percent |
| Valid | disagree | 2 | 3.4 | 3.4 | 3.4 |
| | neutral | 12 | 20.7 | 20.7 | 24.1 |
| | agree | 34 | 58.6 | 58.6 | 82.8 |
| | strongly agree | 20 | 17.2 | 17.2 | 100.0 |
| | Total | 58 | 100.0 | 100.0 | |

a. subject of the respondent = B.Ed.



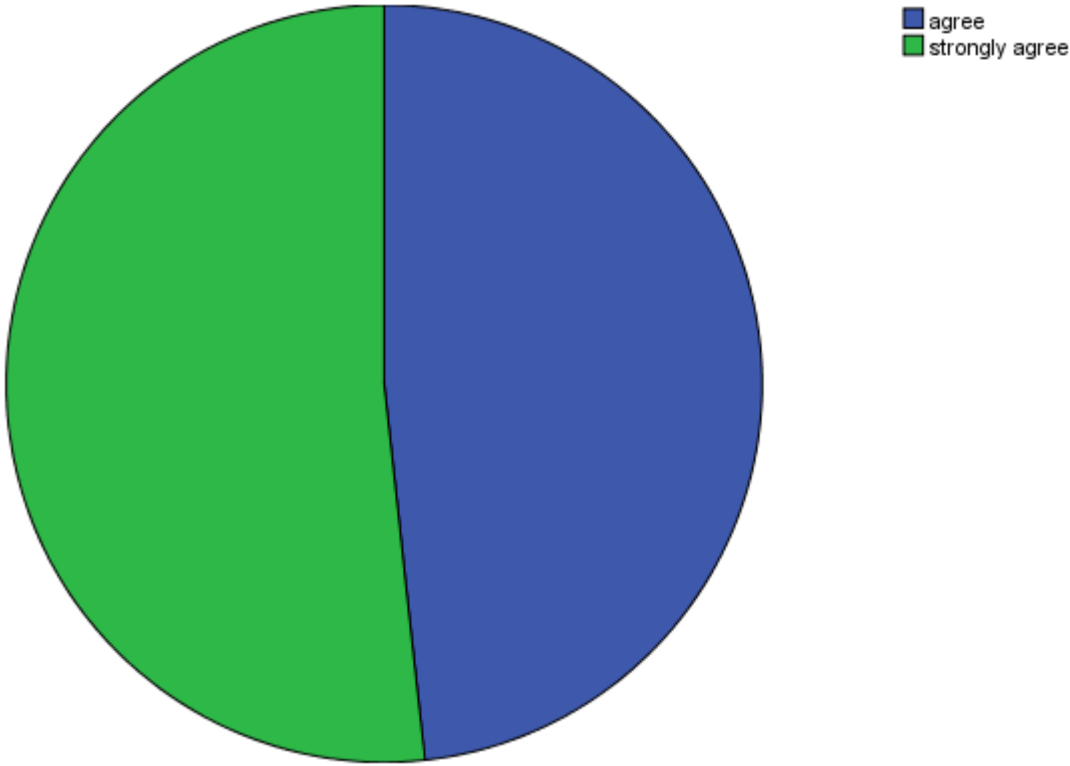
| The curriculum is relevant for the solution of local problems | | | | | |
|---|----------------|-----------|---------|---------------|--------------------|
| | | Frequency | Percent | Valid Percent | Cumulative Percent |
| Valid | disagree | 2 | 3.4 | 3.4 | 3.4 |
| | neutral | 8 | 13.8 | 13.8 | 17.2 |
| | agree | 44 | 75.9 | 75.9 | 93.1 |
| | strongly agree | 4 | 6.9 | 6.9 | 100.0 |
| | Total | 58 | 100.0 | 100.0 | |

a. subject of the respondent = B.Ed.



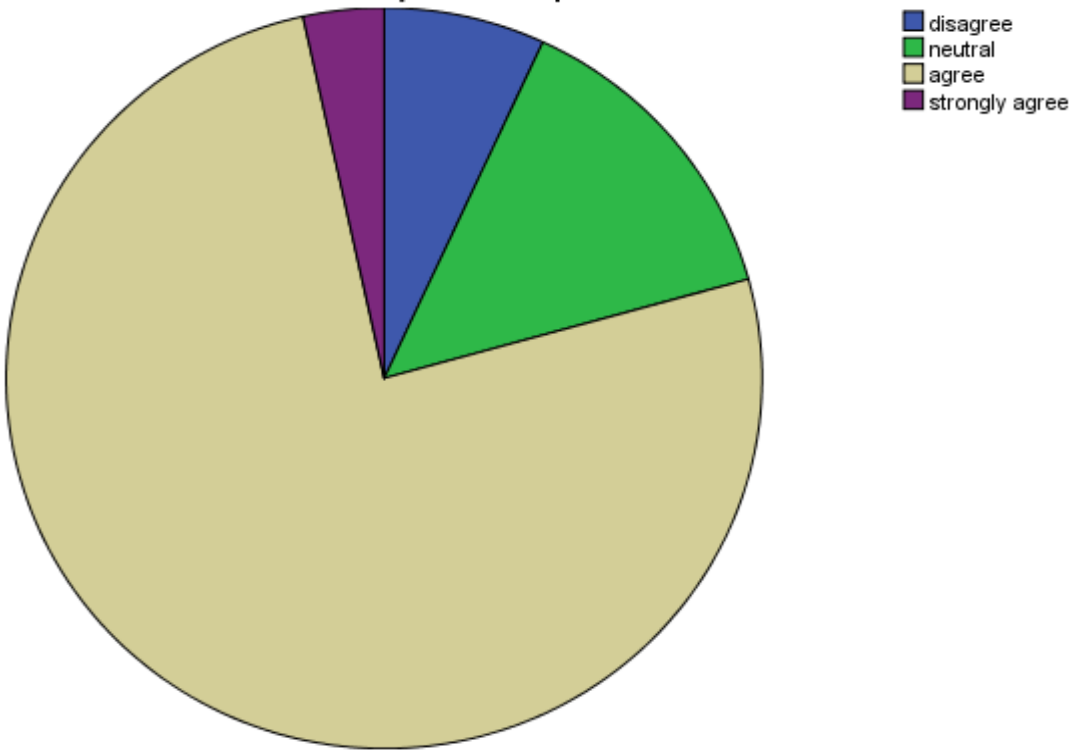
| Need to include skill-based content in the current syllabus | | | | | |
|---|----------------|-----------|---------|---------------|--------------------|
| | | Frequency | Percent | Valid Percent | Cumulative Percent |
| Valid | agree | 28 | 48.3 | 48.3 | 48.3 |
| | strongly agree | 30 | 51.7 | 51.7 | 100.0 |
| | Total | 58 | 100.0 | 100.0 | |

a. subject of the respondent = B.Ed.



| Syllabus creates interest to pursue post-graduation/research in a particular subject | | | | | |
|--|----------------|-----------|---------|---------------|--------------------|
| | | Frequency | Percent | Valid Percent | Cumulative Percent |
| Valid | disagree | 4 | 6.9 | 6.9 | 6.9 |
| | neutral | 8 | 13.8 | 13.8 | 20.7 |
| | agree | 44 | 75.9 | 75.9 | 96.6 |
| | strongly agree | 2 | 3.4 | 3.4 | 100.0 |
| | Total | 58 | 100.0 | 100.0 | |

a. subject of the respondent = B.Ed.



Subject of the respondent = BOTANY

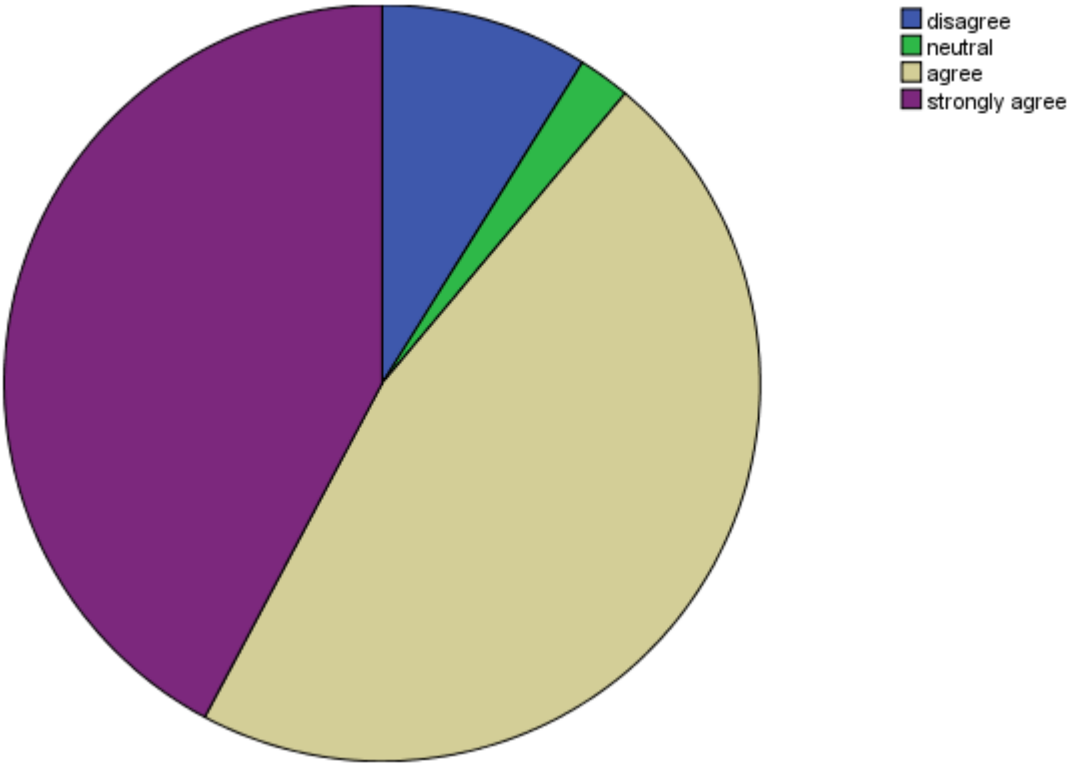
| Statistics | | | | | | | | | |
|------------|---------|---------------------------|--------------------------------|--|---|--|---|---|--|
| | | Curriculum updated enough | Curriculum content interesting | Curriculum fulfilling your expectation | Curriculum helping in developing your personality | Curriculum applicable in your daily life | The curriculum is relevant for the solution of local problems | Need to include skill-based content in the current syllabus | Syllabus creates interest to pursue post-graduation/research in a particular subject |
| N | Valid | 90 | 90 | 90 | 90 | 90 | 90 | 90 | 90 |
| | Missing | 0 | 0 | 0 | 0 | 0 | 0 | 0 | 0 |

a. subject of the respondent = BOTANY

Frequency Table

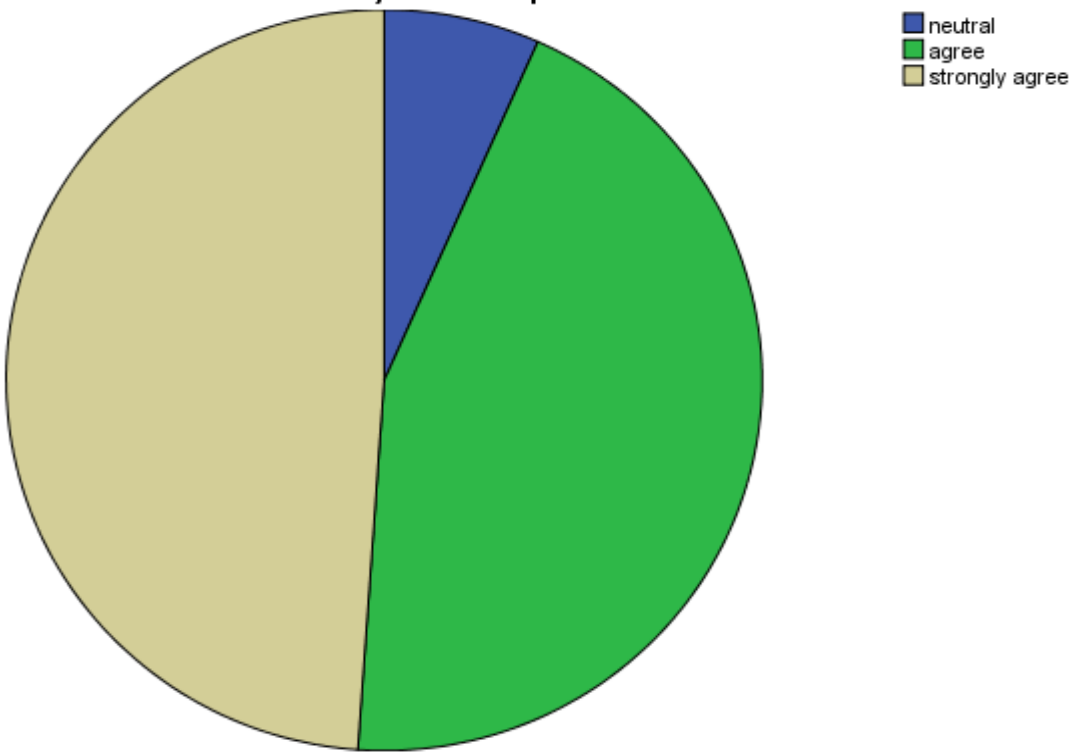
| | | Curriculum updated enough | | | |
|-------|----------------|---------------------------|---------|---------------|--------------------|
| | | Frequency | Percent | Valid Percent | Cumulative Percent |
| Valid | disagree | 8 | 8.9 | 8.9 | 8.9 |
| | neutral | 2 | 2.2 | 2.2 | 11.1 |
| | agree | 42 | 46.7 | 46.7 | 57.8 |
| | strongly agree | 38 | 42.2 | 42.2 | 100.0 |
| | Total | 90 | 100.0 | 100.0 | |

a. subject of the respondent = BOTANY



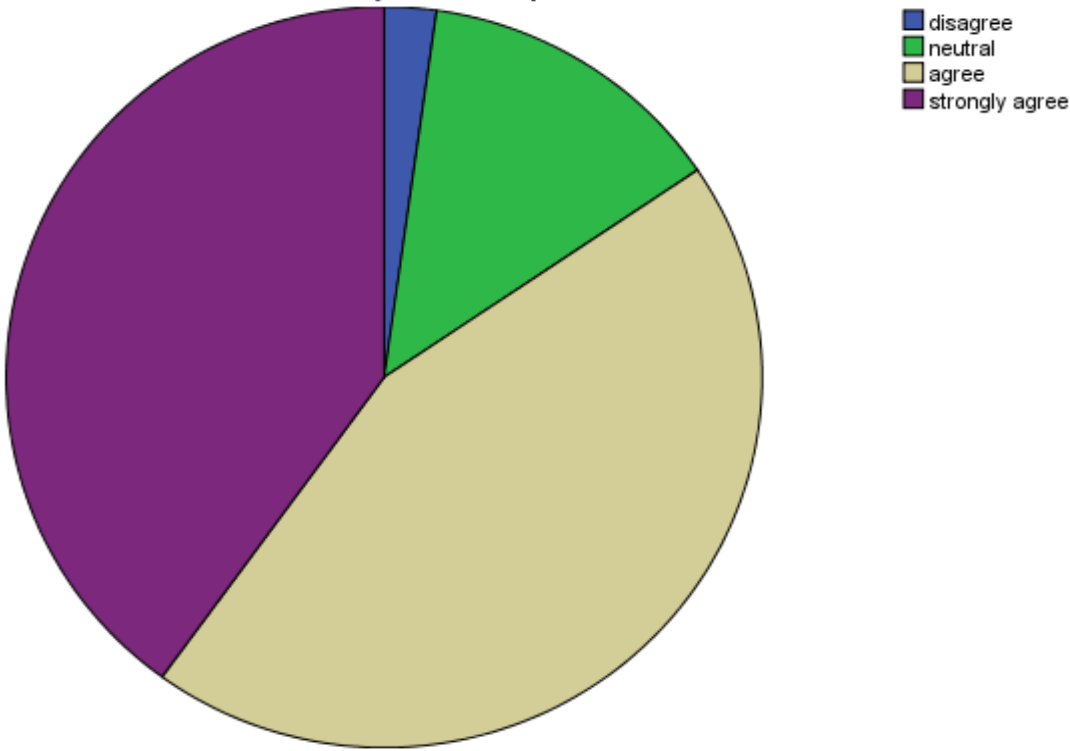
| Curriculum content interesting | | | | | |
|--------------------------------|----------------|-----------|---------|---------------|--------------------|
| | | Frequency | Percent | Valid Percent | Cumulative Percent |
| Valid | neutral | 6 | 6.7 | 6.7 | 6.7 |
| | agree | 40 | 44.4 | 44.4 | 51.1 |
| | strongly agree | 44 | 48.9 | 48.9 | 100.0 |
| | Total | 90 | 100.0 | 100.0 | |

a. subject of the respondent = BOTANY



| Curriculum fulfilling your expectation | | | | | |
|--|----------------|-----------|---------|---------------|--------------------|
| | | Frequency | Percent | Valid Percent | Cumulative Percent |
| Valid | disagree | 2 | 2.2 | 2.2 | 2.2 |
| | neutral | 12 | 13.3 | 13.3 | 15.6 |
| | agree | 40 | 44.4 | 44.4 | 60.0 |
| | strongly agree | 36 | 40.0 | 40.0 | 100.0 |
| | Total | 90 | 100.0 | 100.0 | |

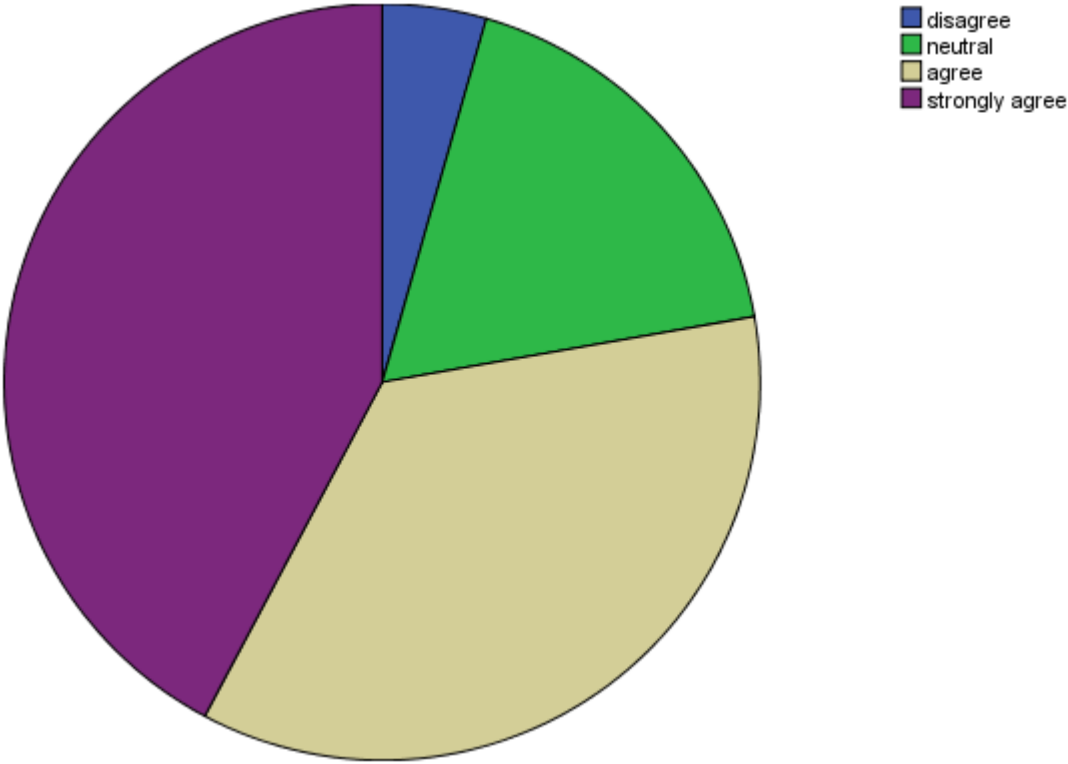
a. subject of the respondent = BOTANY



Curriculum helping in developing your personality

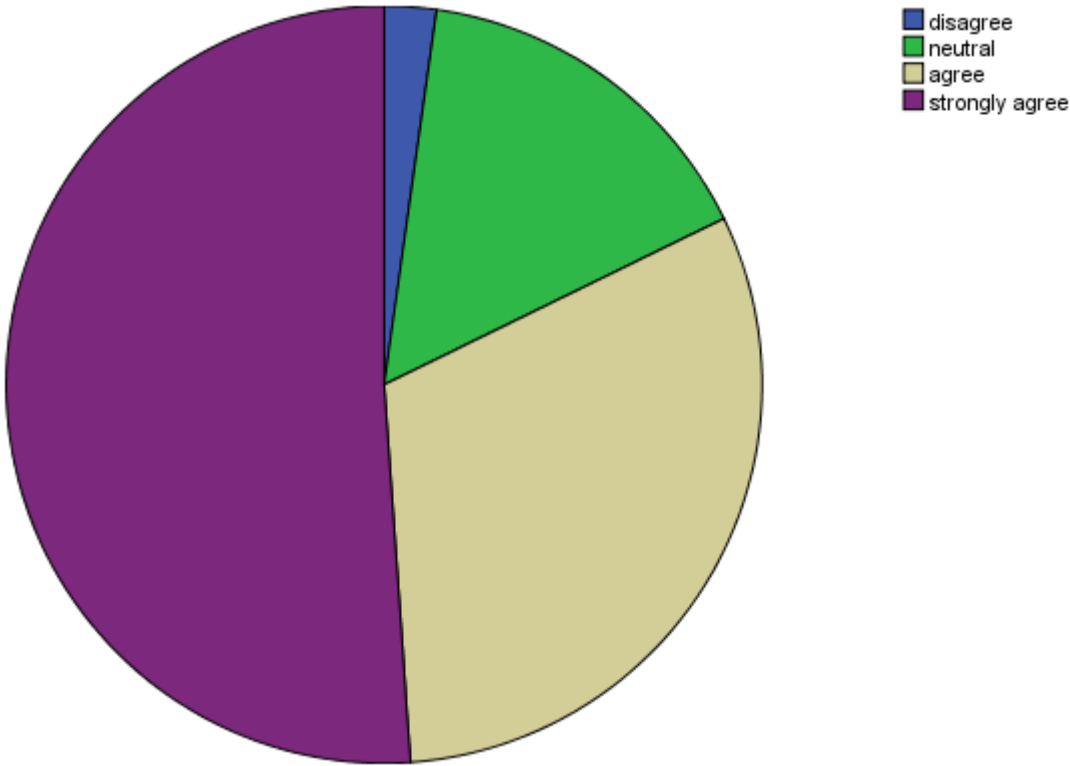
| | | Frequency | Percent | Valid Percent | Cumulative Percent |
|-------|----------------|-----------|---------|---------------|--------------------|
| Valid | disagree | 4 | 4.4 | 4.4 | 4.4 |
| | neutral | 16 | 17.8 | 17.8 | 22.2 |
| | agree | 32 | 35.6 | 35.6 | 57.8 |
| | strongly agree | 38 | 42.2 | 42.2 | 100.0 |
| | Total | 90 | 100.0 | 100.0 | |

a. subject of the respondent = BOTANY



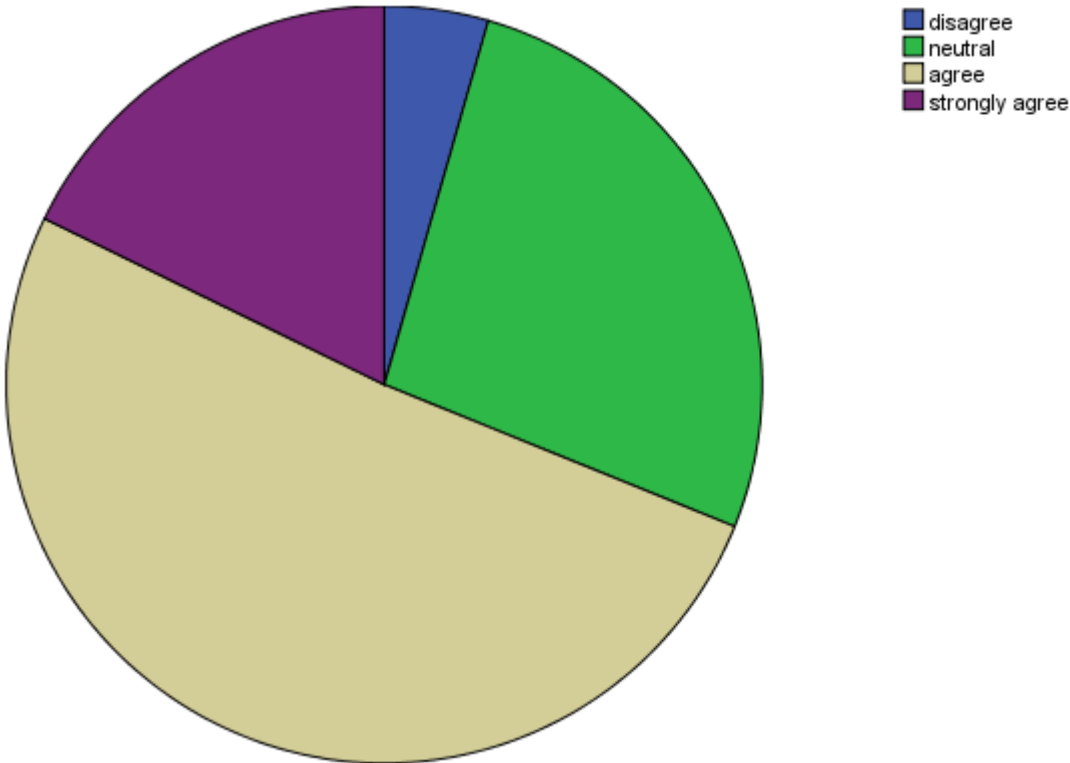
| Curriculum applicable in your daily life | | | | | |
|--|----------------|-----------|---------|---------------|-----------------------|
| | | Frequency | Percent | Valid Percent | Cumulative Percent |
| Valid | disagree | 2 | 2.2 | 2.2 | 2.2 |
| | neutral | 14 | 15.6 | 15.6 | 17.8 |
| | agree | 28 | 31.1 | 31.1 | 48.9 |
| | strongly agree | 46 | 51.1 | 51.1 | 100.0 |
| | Total | 90 | 100.0 | 100.0 | |

a. subject of the respondent = BOTANY



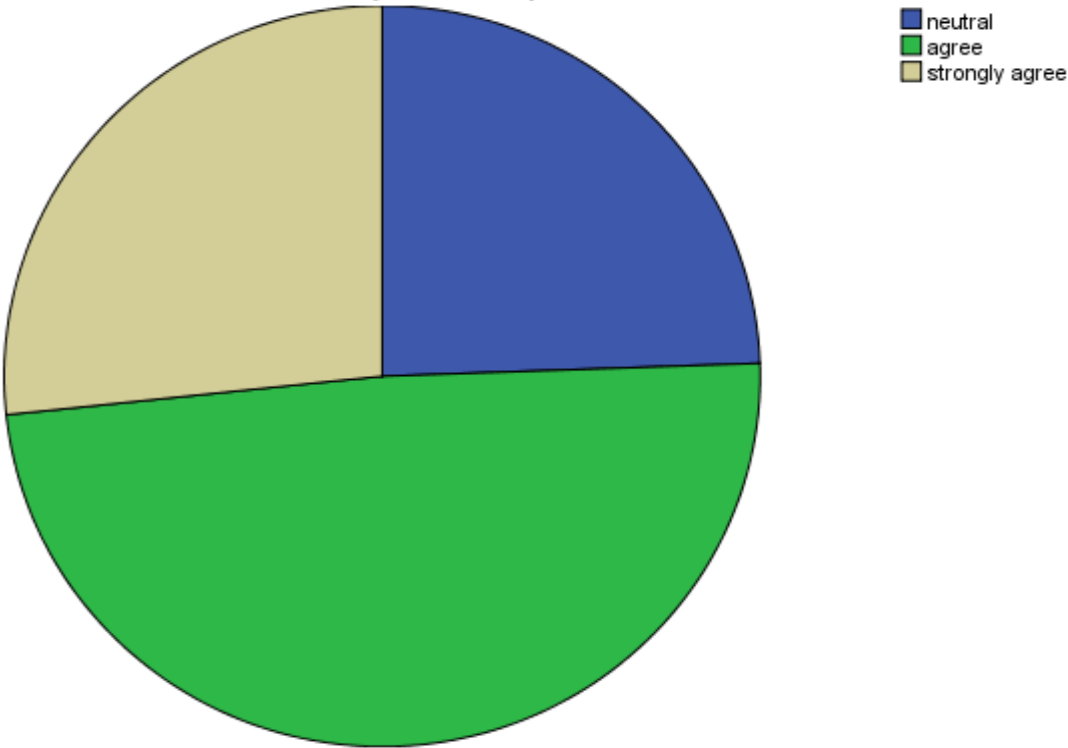
| The curriculum is relevant for the solution of local problems | | | | | |
|---|----------------|-----------|---------|---------------|-----------------------|
| | | Frequency | Percent | Valid Percent | Cumulative Percent |
| Valid | disagree | 4 | 4.4 | 4.4 | 4.4 |
| | neutral | 24 | 26.7 | 26.7 | 31.1 |
| | agree | 46 | 51.1 | 51.1 | 82.2 |
| | strongly agree | 16 | 17.8 | 17.8 | 100.0 |
| | Total | 90 | 100.0 | 100.0 | |

a. subject of the respondent = BOTANY



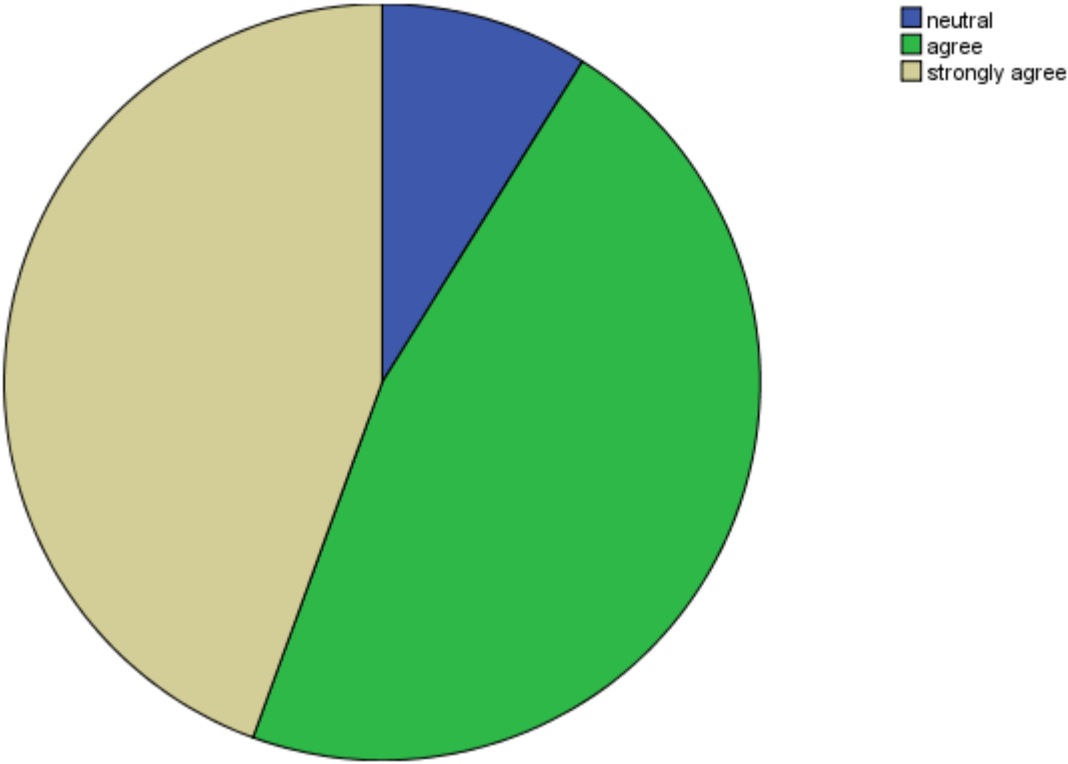
| Need to include skill-based content in the current syllabus | | | | | |
|---|----------------|-----------|---------|---------------|--------------------|
| | | Frequency | Percent | Valid Percent | Cumulative Percent |
| Valid | neutral | 22 | 24.4 | 24.4 | 24.4 |
| | agree | 44 | 48.9 | 48.9 | 73.3 |
| | strongly agree | 24 | 26.7 | 26.7 | 100.0 |
| | Total | 90 | 100.0 | 100.0 | |

a. subject of the respondent = BOTANY



| Syllabus creates interest to pursue post-graduation/research in a particular subject | | | | | |
|--|----------------|-----------|---------|---------------|--------------------|
| | | Frequency | Percent | Valid Percent | Cumulative Percent |
| Valid | neutral | 8 | 8.9 | 8.9 | 8.9 |
| | agree | 42 | 46.7 | 46.7 | 55.6 |
| | strongly agree | 40 | 44.4 | 44.4 | 100.0 |
| | Total | 90 | 100.0 | 100.0 | |

a. subject of the respondent = BOTANY



Subject of the respondent = CHEMISTRY

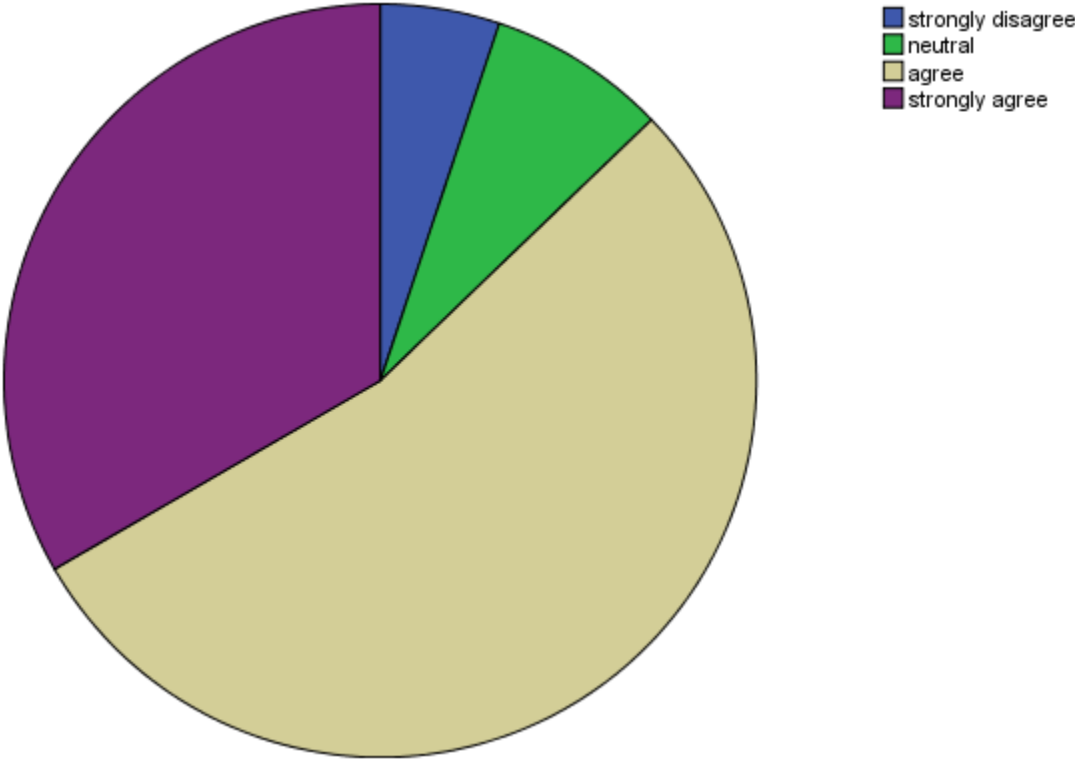
| Statistics | | | | | | | | | |
|------------|---------|---------------------------|--------------------------------|--|---|--|---|---|--|
| | | Curriculum updated enough | Curriculum content interesting | Curriculum fulfilling your expectation | Curriculum helping in developing your personality | Curriculum applicable in your daily life | The curriculum is relevant for the solution of local problems | Need to include skill-based content in the current syllabus | Syllabus creates interest to pursue post-graduation/research in a particular subject |
| N | Valid | 78 | 78 | 78 | 78 | 78 | 78 | 78 | 78 |
| | Missing | 0 | 0 | 0 | 0 | 0 | 0 | 0 | 0 |

a. subject of the respondent = CHEMISTRY

Frequency Table

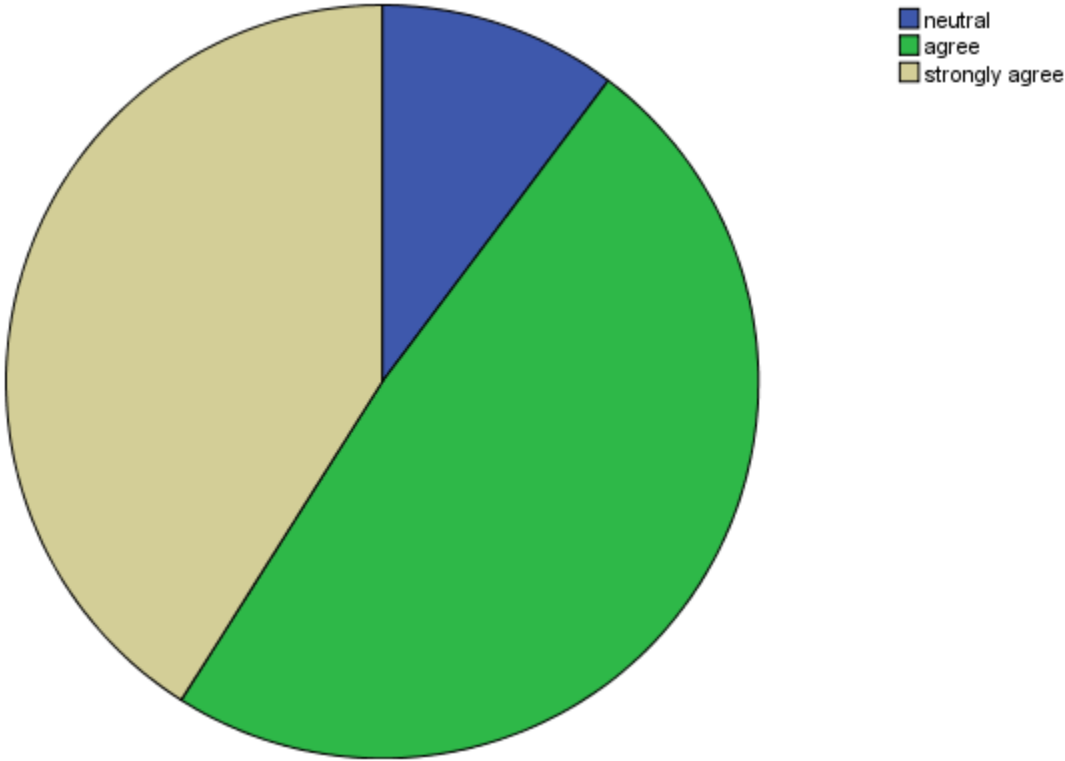
| | | Curriculum updated enough | | | |
|-------|-------------------|---------------------------|---------|---------------|--------------------|
| | | Frequency | Percent | Valid Percent | Cumulative Percent |
| Valid | strongly disagree | 4 | 5.1 | 5.1 | 5.1 |
| | neutral | 6 | 7.7 | 7.7 | 12.8 |
| | agree | 42 | 53.8 | 53.8 | 66.7 |
| | strongly agree | 26 | 33.3 | 33.3 | 100.0 |
| | Total | 78 | 100.0 | 100.0 | |

a. subject of the respondent = CHEMISTRY



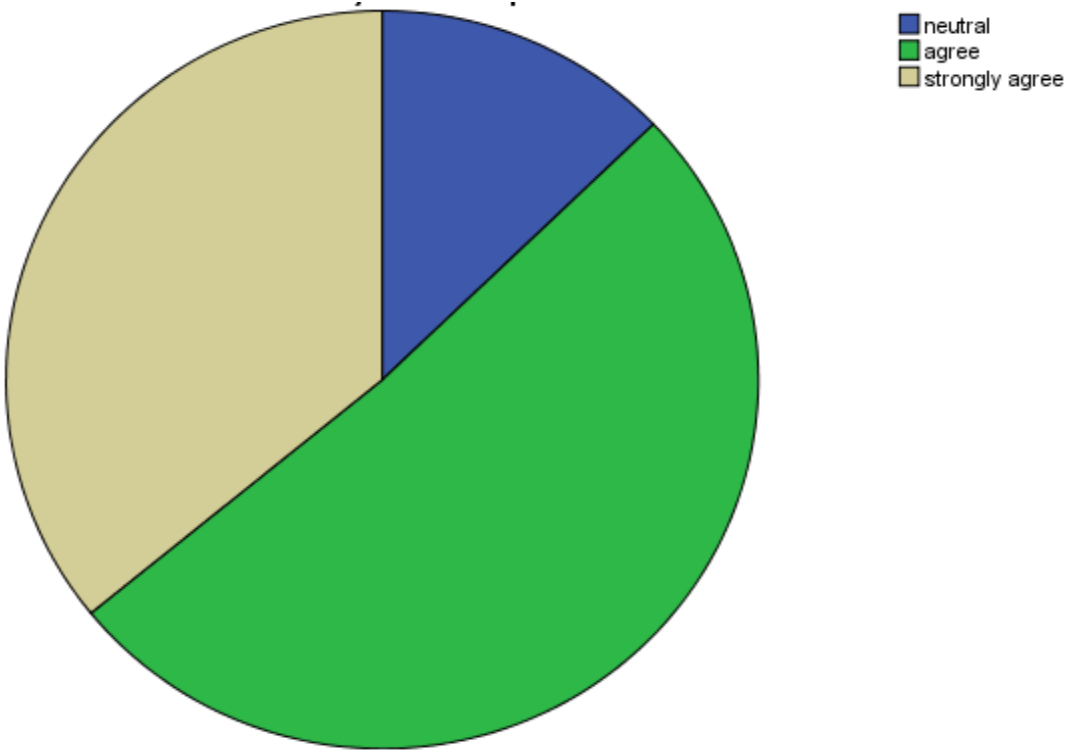
| Curriculum content interesting | | | | | |
|--------------------------------|----------------|-----------|---------|---------------|--------------------|
| | | Frequency | Percent | Valid Percent | Cumulative Percent |
| Valid | neutral | 8 | 10.3 | 10.3 | 10.3 |
| | agree | 38 | 48.7 | 48.7 | 59.0 |
| | strongly agree | 32 | 41.0 | 41.0 | 100.0 |
| | Total | 78 | 100.0 | 100.0 | |

a. subject of the respondent = CHEMISTRY



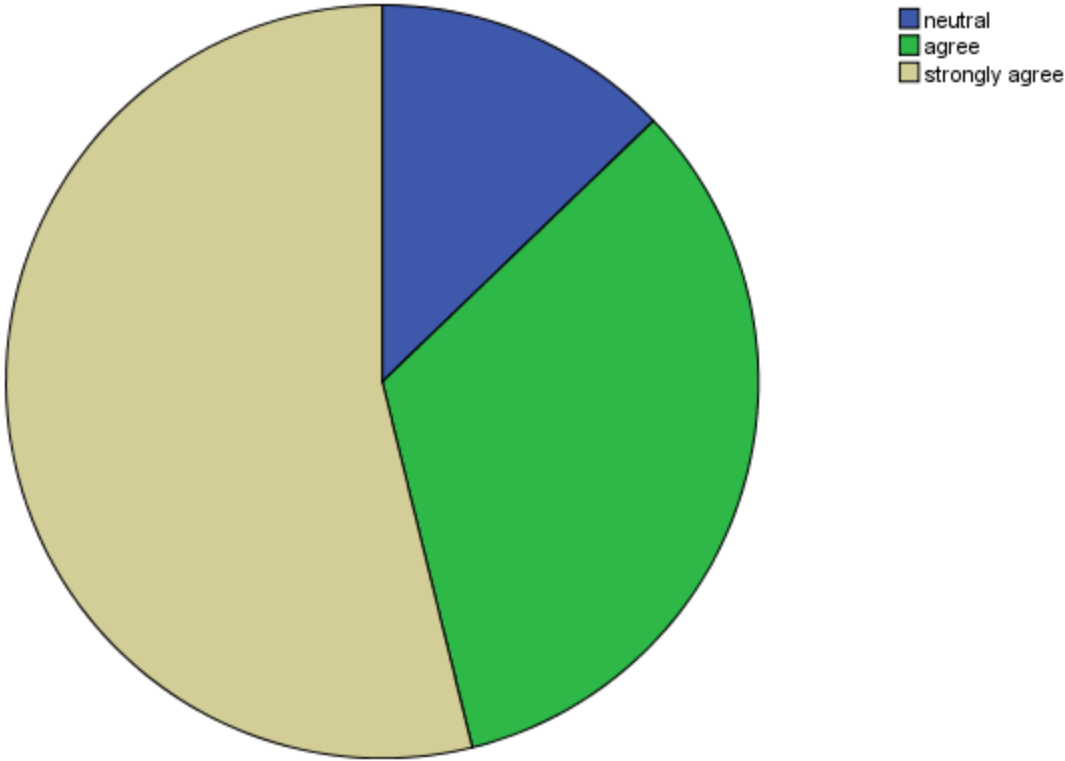
| Curriculum fulfilling your expectation | | | | | |
|--|----------------|-----------|---------|---------------|--------------------|
| | | Frequency | Percent | Valid Percent | Cumulative Percent |
| Valid | neutral | 10 | 12.8 | 12.8 | 12.8 |
| | agree | 40 | 51.3 | 51.3 | 64.1 |
| | strongly agree | 28 | 35.9 | 35.9 | 100.0 |
| | Total | 78 | 100.0 | 100.0 | |

a. subject of the respondent = CHEMISTRY



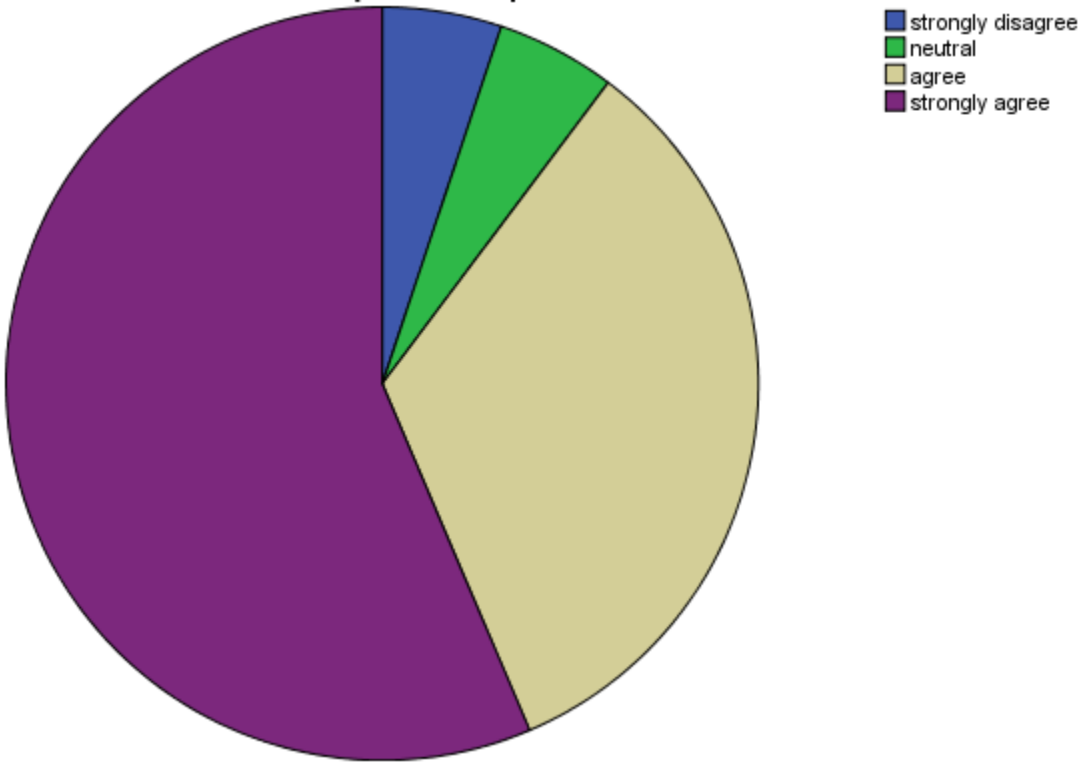
| Curriculum helping in developing your personality | | | | | |
|---|----------------|-----------|---------|---------------|--------------------|
| | | Frequency | Percent | Valid Percent | Cumulative Percent |
| Valid | neutral | 10 | 12.8 | 12.8 | 12.8 |
| | agree | 26 | 33.3 | 33.3 | 46.2 |
| | strongly agree | 42 | 53.8 | 53.8 | 100.0 |
| | Total | 78 | 100.0 | 100.0 | |

a. subject of the respondent = CHEMISTRY



| Curriculum applicable in your daily life | | | | | |
|--|-------------------|-----------|---------|---------------|-----------------------|
| | | Frequency | Percent | Valid Percent | Cumulative Percent |
| Valid | strongly disagree | 4 | 5.1 | 5.1 | 5.1 |
| | neutral | 4 | 5.1 | 5.1 | 10.3 |
| | agree | 26 | 33.3 | 33.3 | 43.6 |
| | strongly agree | 44 | 56.4 | 56.4 | 100.0 |
| | Total | 78 | 100.0 | 100.0 | |

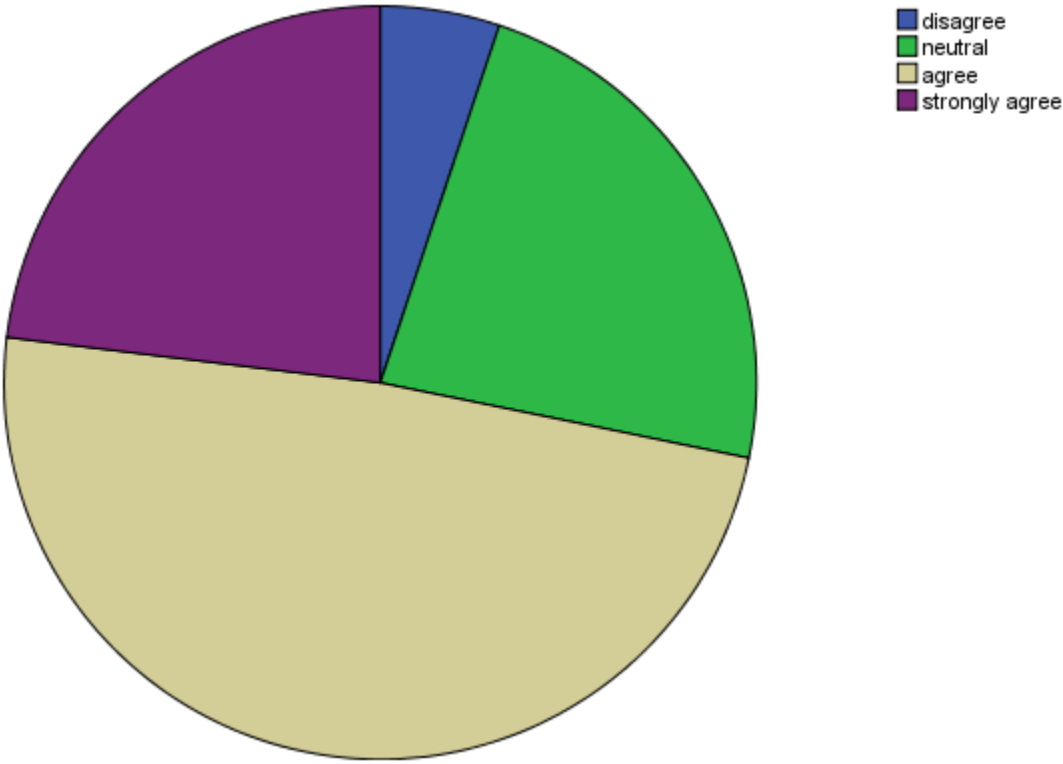
a. subject of the respondent = CHEMISTRY



The curriculum is relevant for the solution of local problems

| | | Frequency | Percent | Valid Percent | Cumulative Percent |
|-------|----------------|-----------|---------|---------------|-----------------------|
| Valid | disagree | 4 | 5.1 | 5.1 | 5.1 |
| | neutral | 18 | 23.1 | 23.1 | 28.2 |
| | agree | 38 | 48.7 | 48.7 | 76.9 |
| | strongly agree | 18 | 23.1 | 23.1 | 100.0 |
| | Total | 78 | 100.0 | 100.0 | |

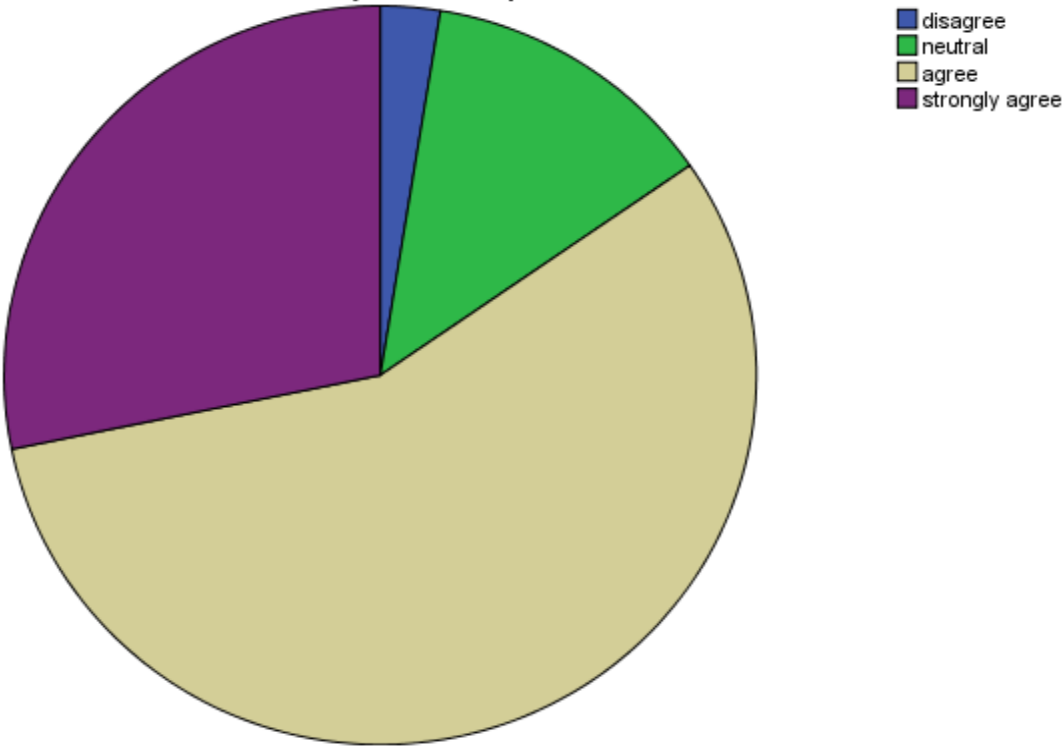
a. subject of the respondent = CHEMISTRY



Need to include skill-based content in the current syllabus

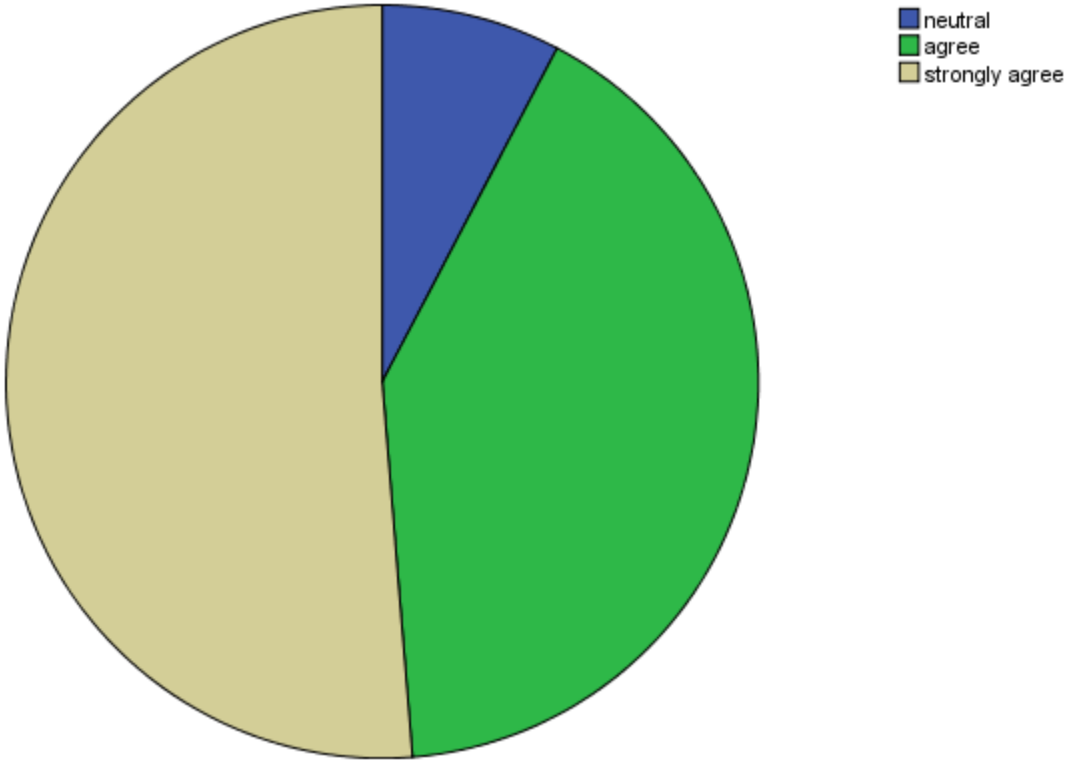
| | | Frequency | Percent | Valid Percent | Cumulative Percent |
|-------|----------------|-----------|---------|---------------|-----------------------|
| Valid | disagree | 2 | 2.6 | 2.6 | 2.6 |
| | neutral | 10 | 12.8 | 12.8 | 15.4 |
| | agree | 44 | 56.4 | 56.4 | 71.8 |
| | strongly agree | 22 | 28.2 | 28.2 | 100.0 |
| | Total | 78 | 100.0 | 100.0 | |

a. subject of the respondent = CHEMISTRY



| Syllabus creates interest to pursue post-graduation/research in a particular subject | | | | | |
|--|----------------|-----------|---------|---------------|--------------------|
| | | Frequency | Percent | Valid Percent | Cumulative Percent |
| Valid | neutral | 6 | 7.7 | 7.7 | 7.7 |
| | agree | 32 | 41.0 | 41.0 | 48.7 |
| | strongly agree | 40 | 51.3 | 51.3 | 100.0 |
| | Total | 78 | 100.0 | 100.0 | |

a. subject of the respondent = CHEMISTRY



Subject of the respondent = COMMERCE

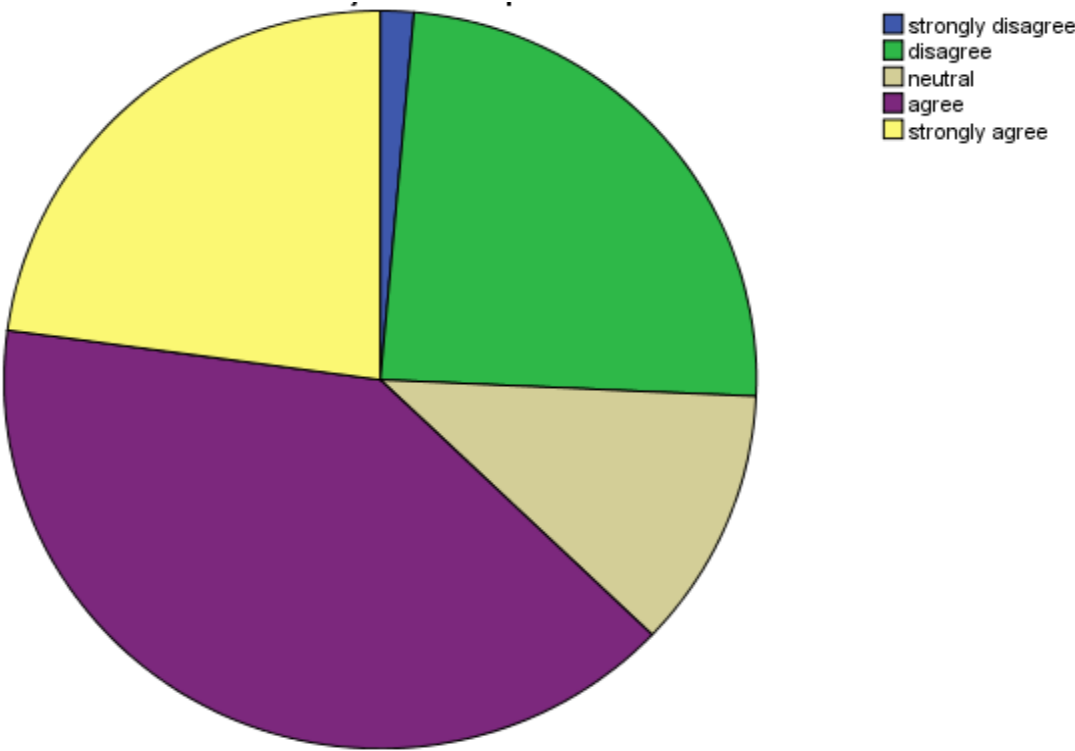
| Statistics | | | | | | | | |
|------------|---------------------------|--------------------------------|--|---|--|---|---|--|
| | Curriculum updated enough | Curriculum content interesting | Curriculum fulfilling your expectation | Curriculum helping in developing your personality | Curriculum applicable in your daily life | The curriculum is relevant for the solution of local problems | Need to include skill-based content in the current syllabus | Syllabus creates interest to pursue post-graduation/research in a particular subject |
| N | Valid | 140 | 140 | 140 | 140 | 140 | 140 | 140 |
| | Missing | 0 | 0 | 0 | 0 | 0 | 0 | 0 |

a. subject of the respondent = COMMERCE

Frequency Table

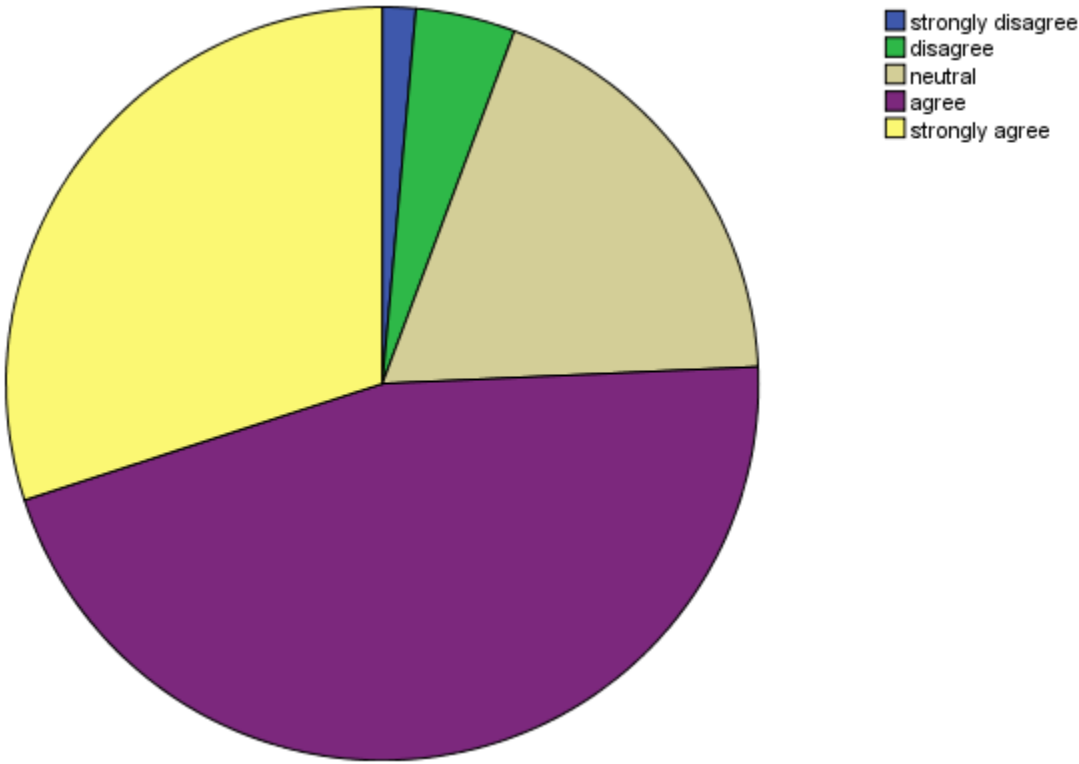
| Curriculum updated enough | | | | | |
|---------------------------|-------------------|-----------|---------|---------------|-----------------------|
| | | Frequency | Percent | Valid Percent | Cumulative Percent |
| Valid | strongly disagree | 2 | 1.4 | 1.4 | 1.4 |
| | disagree | 34 | 24.3 | 24.3 | 25.7 |
| | neutral | 16 | 11.4 | 11.4 | 37.1 |
| | agree | 56 | 40.0 | 40.0 | 77.1 |
| | strongly agree | 32 | 22.9 | 22.9 | 100.0 |
| | Total | 140 | 100.0 | 100.0 | |

a. subject of the respondent = COMMERCE



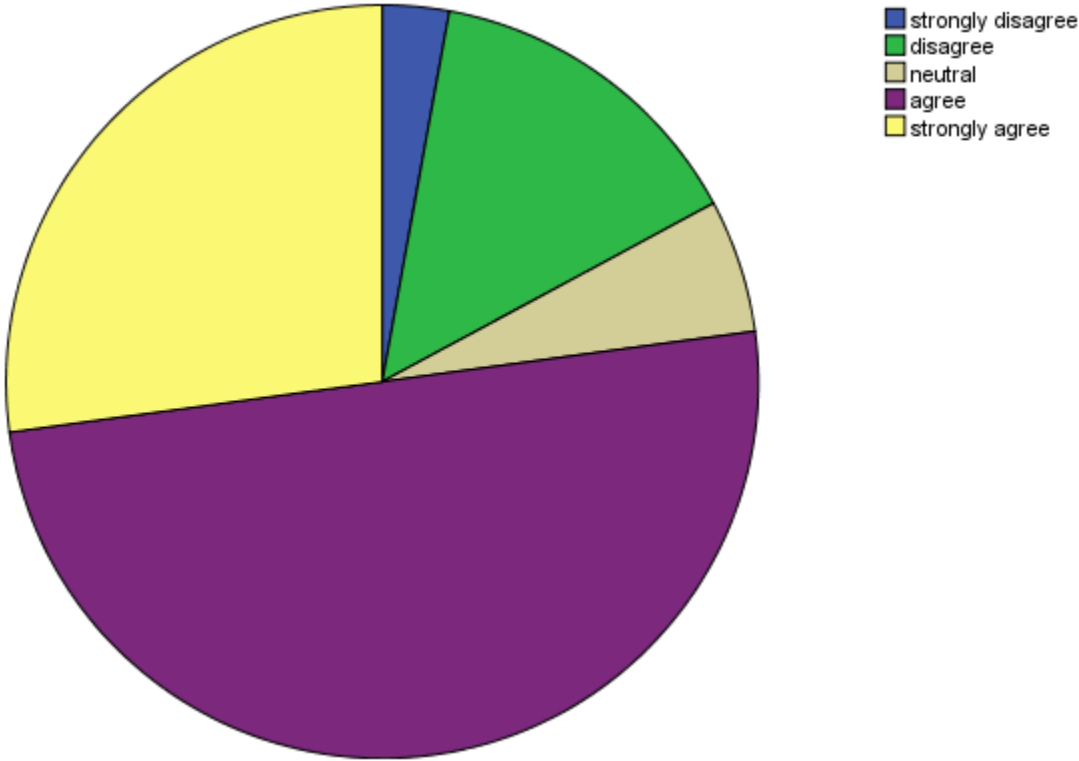
| Curriculum content interesting | | | | | |
|--------------------------------|-------------------|-----------|---------|---------------|-----------------------|
| | | Frequency | Percent | Valid Percent | Cumulative Percent |
| Valid | strongly disagree | 2 | 1.4 | 1.4 | 1.4 |
| | disagree | 6 | 4.3 | 4.3 | 5.7 |
| | neutral | 26 | 18.6 | 18.6 | 24.3 |
| | agree | 64 | 45.7 | 45.7 | 70.0 |
| | strongly agree | 42 | 30.0 | 30.0 | 100.0 |
| | Total | 140 | 100.0 | 100.0 | |

a. subject of the respondent = COMMERCE



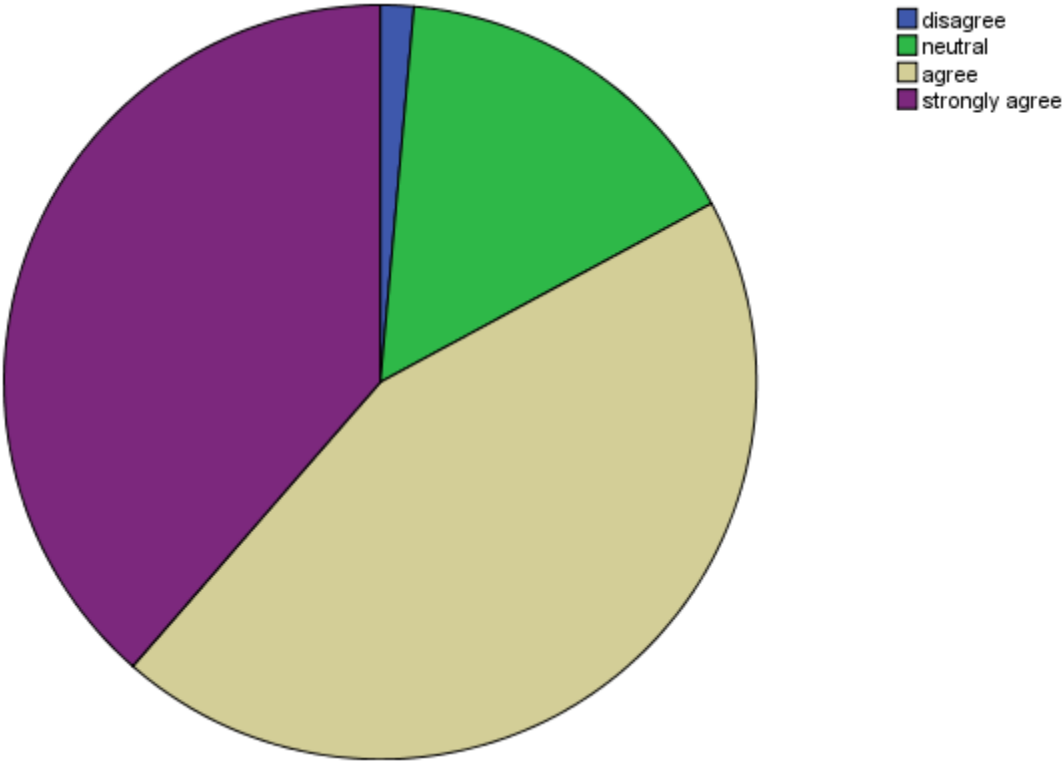
| Curriculum fulfilling your expectation | | | | |
|--|-------------------|-----------|---------|-----------------------|
| | | Frequency | Percent | Cumulative Percent |
| Valid | strongly disagree | 4 | 2.9 | 2.9 |
| | disagree | 20 | 14.3 | 17.1 |
| | neutral | 8 | 5.7 | 22.9 |
| | agree | 70 | 50.0 | 72.9 |
| | strongly agree | 38 | 27.1 | 100.0 |
| | Total | 140 | 100.0 | 100.0 |

a. subject of the respondent = COMMERCE



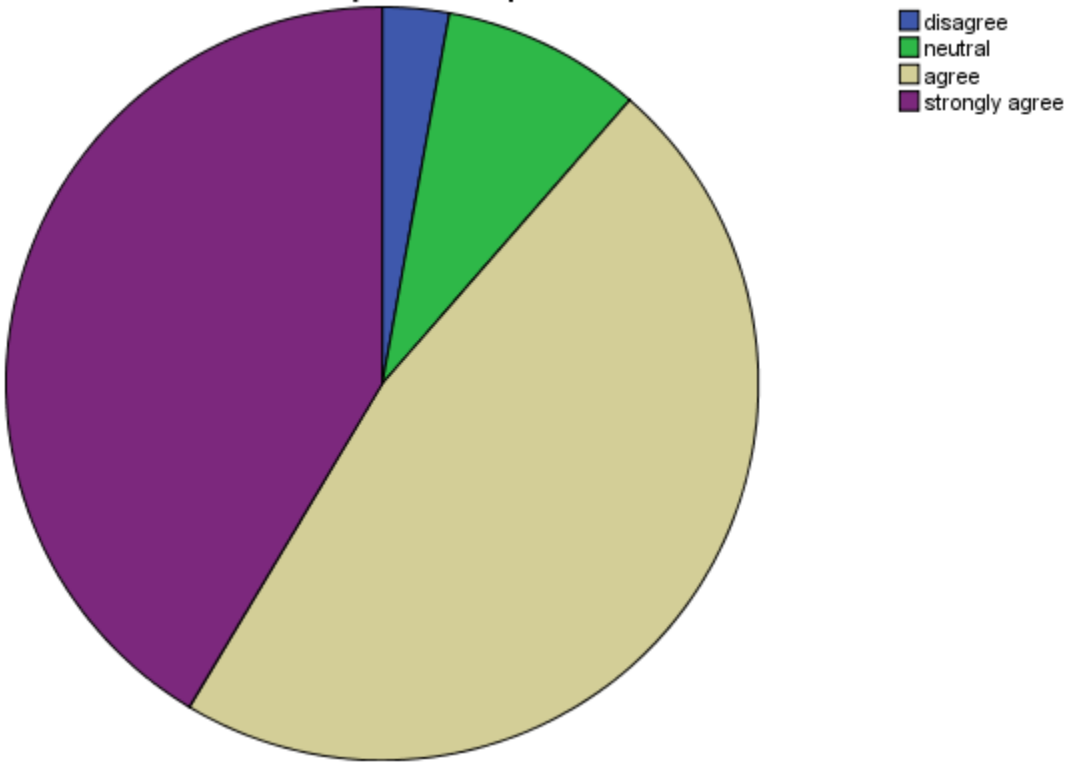
| Curriculum helping in developing your personality | | | | | |
|---|----------------|-----------|---------|---------------|-----------------------|
| | | Frequency | Percent | Valid Percent | Cumulative Percent |
| Valid | disagree | 2 | 1.4 | 1.4 | 1.4 |
| | neutral | 22 | 15.7 | 15.7 | 17.1 |
| | agree | 62 | 44.3 | 44.3 | 61.4 |
| | strongly agree | 54 | 38.6 | 38.6 | 100.0 |
| | Total | 140 | 100.0 | 100.0 | |

a. subject of the respondent = COMMERCE



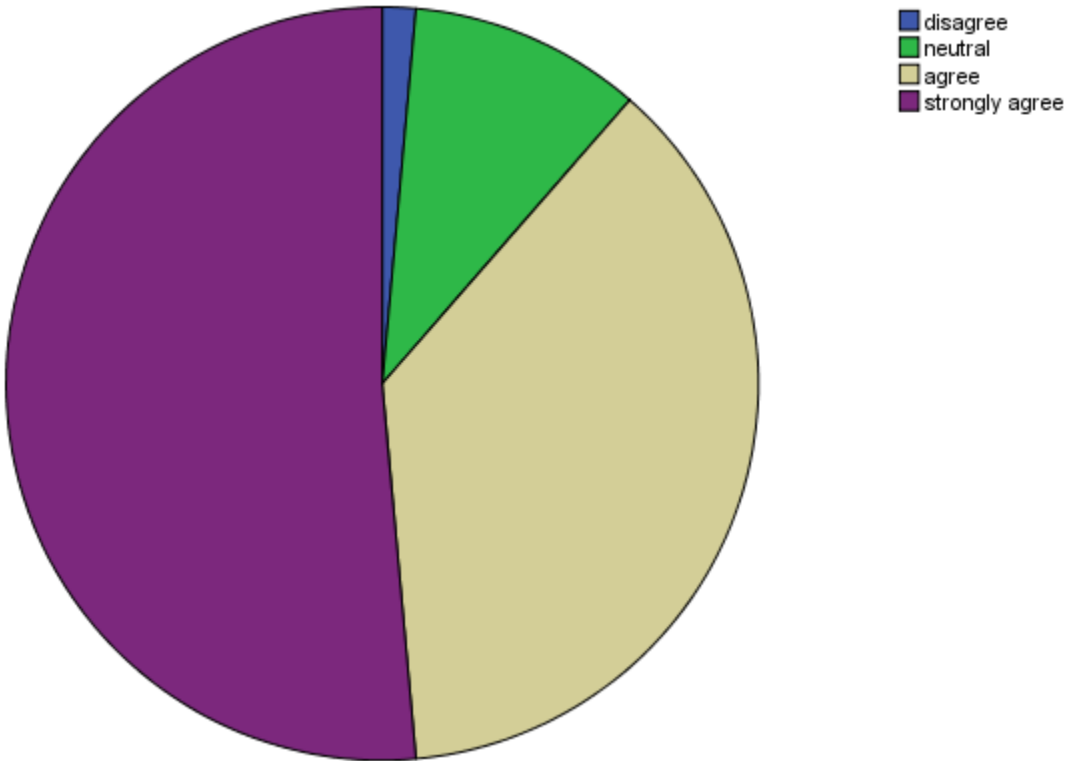
| Curriculum applicable in your daily life | | | | | |
|--|----------------|-----------|---------|---------------|-----------------------|
| | | Frequency | Percent | Valid Percent | Cumulative Percent |
| Valid | disagree | 4 | 2.9 | 2.9 | 2.9 |
| | neutral | 12 | 8.6 | 8.6 | 11.4 |
| | agree | 66 | 47.1 | 47.1 | 58.6 |
| | strongly agree | 58 | 41.4 | 41.4 | 100.0 |
| | Total | 140 | 100.0 | 100.0 | |

a. subject of the respondent = COMMERCE



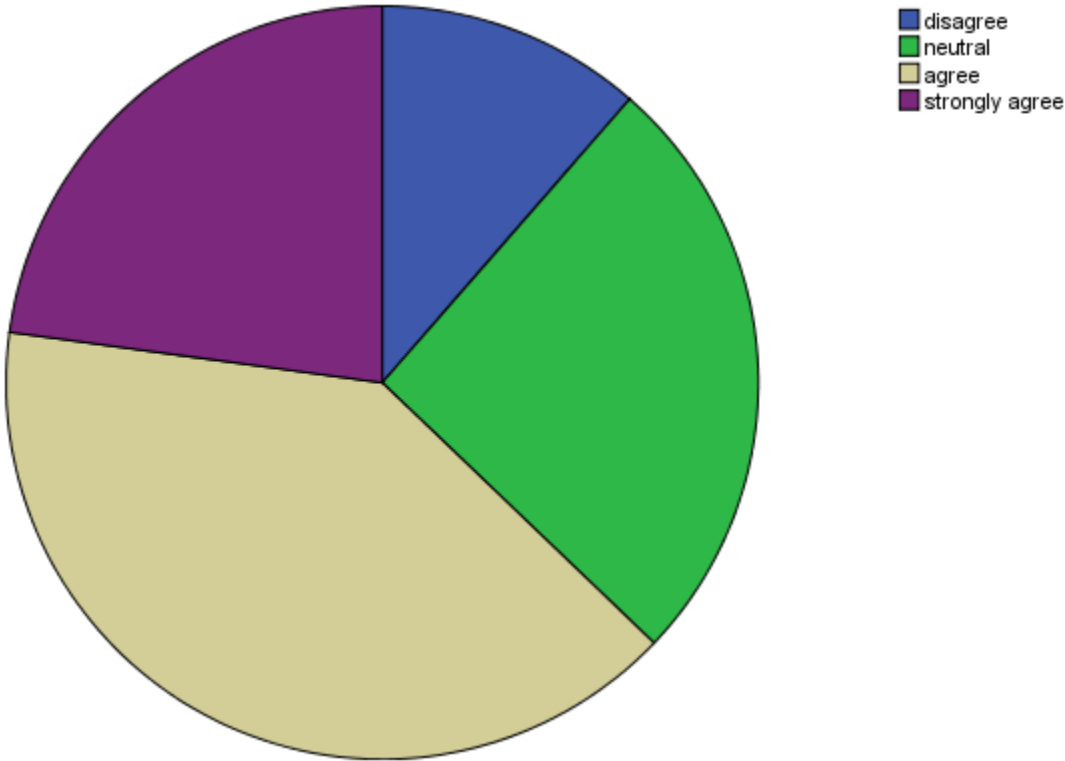
| Need to include skill-based content in the current syllabus | | | | | |
|---|----------------|-----------|---------|---------------|-----------------------|
| | | Frequency | Percent | Valid Percent | Cumulative Percent |
| Valid | disagree | 2 | 1.4 | 1.4 | 1.4 |
| | neutral | 14 | 10.0 | 10.0 | 11.4 |
| | agree | 52 | 37.1 | 37.1 | 48.6 |
| | strongly agree | 72 | 51.4 | 51.4 | 100.0 |
| | Total | 140 | 100.0 | 100.0 | |

a. subject of the respondent = COMMERCE



| The curriculum is relevant for the solution of local problems | | | | | |
|---|----------------|-----------|---------|---------------|--------------------|
| | | Frequency | Percent | Valid Percent | Cumulative Percent |
| Valid | disagree | 14 | 10.0 | 10.0 | 10.0 |
| | neutral | 40 | 28.6 | 28.6 | 38.6 |
| | agree | 56 | 40.0 | 40.0 | 78.6 |
| | strongly agree | 35 | 25.0 | 25.0 | 100.0 |
| | Total | 140 | 100.0 | 100.0 | |

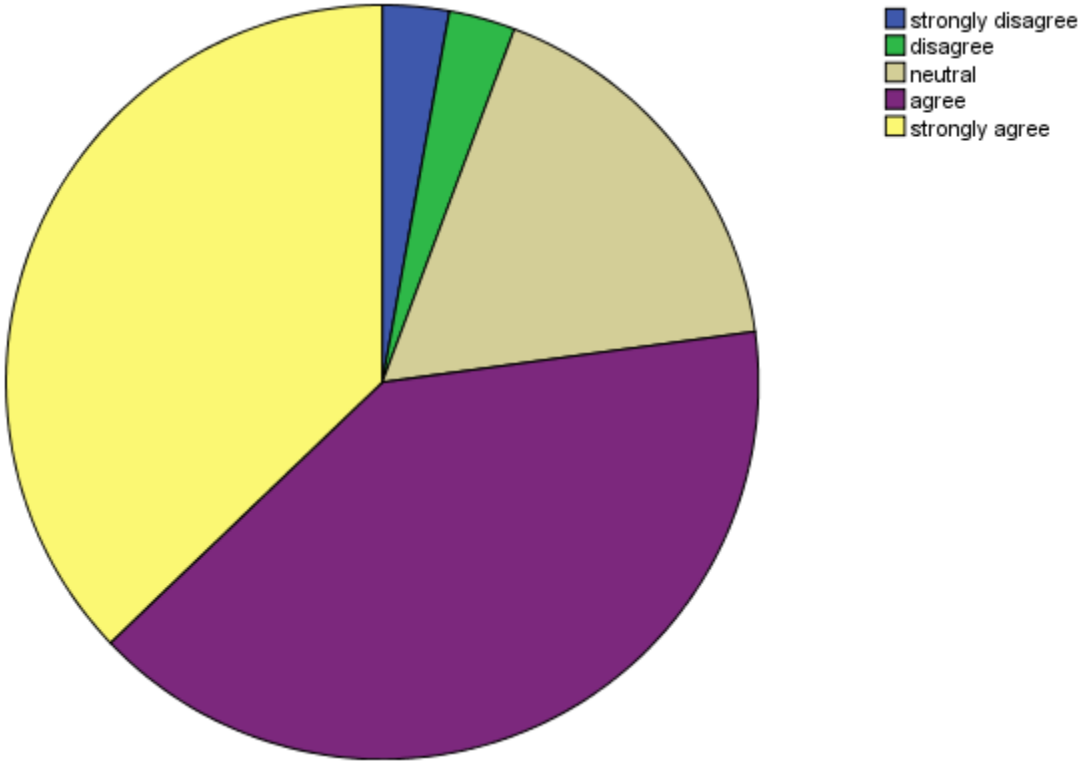
a. subject of the respondent = COMMERCE



Syllabus creates interest to pursue post-graduation/research in a particular subject

| | | Frequency | Percent | Valid Percent | Cumulative Percent |
|-------|-------------------|-----------|---------|---------------|-----------------------|
| Valid | strongly disagree | 4 | 2.9 | 2.9 | 2.9 |
| | disagree | 4 | 2.9 | 2.9 | 5.7 |
| | neutral | 24 | 17.1 | 17.1 | 22.9 |
| | agree | 56 | 40.0 | 40.0 | 62.9 |
| | strongly agree | 52 | 37.1 | 37.1 | 100.0 |
| Total | | 140 | 100.0 | 100.0 | |

a. subject of the respondent = COMMERCE



Subject of the respondent = COMPUTER APPLICATION

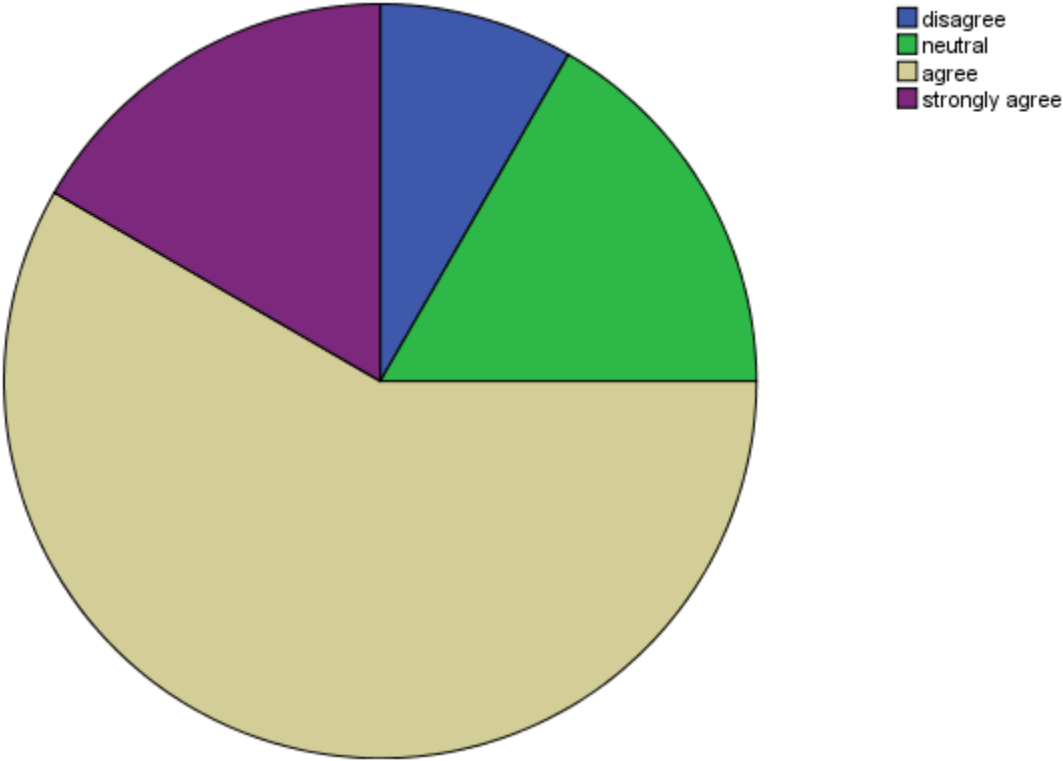
| Statistics | | | | | | | | |
|------------|---------------------------|--------------------------------|--|---|--|---|---|--|
| | Curriculum updated enough | Curriculum content interesting | Curriculum fulfilling your expectation | Curriculum helping in developing your personality | Curriculum applicable in your daily life | The curriculum is relevant for the solution of local problems | Need to include skill-based content in the current syllabus | Syllabus creates interest to pursue post-graduation/research in a particular subject |
| N | Valid | 24 | 24 | 24 | 24 | 24 | 24 | 24 |
| | Missing | 0 | 0 | 0 | 0 | 0 | 0 | 0 |

a. subject of the respondent = COMPUTER APPLICATION

Frequency Table

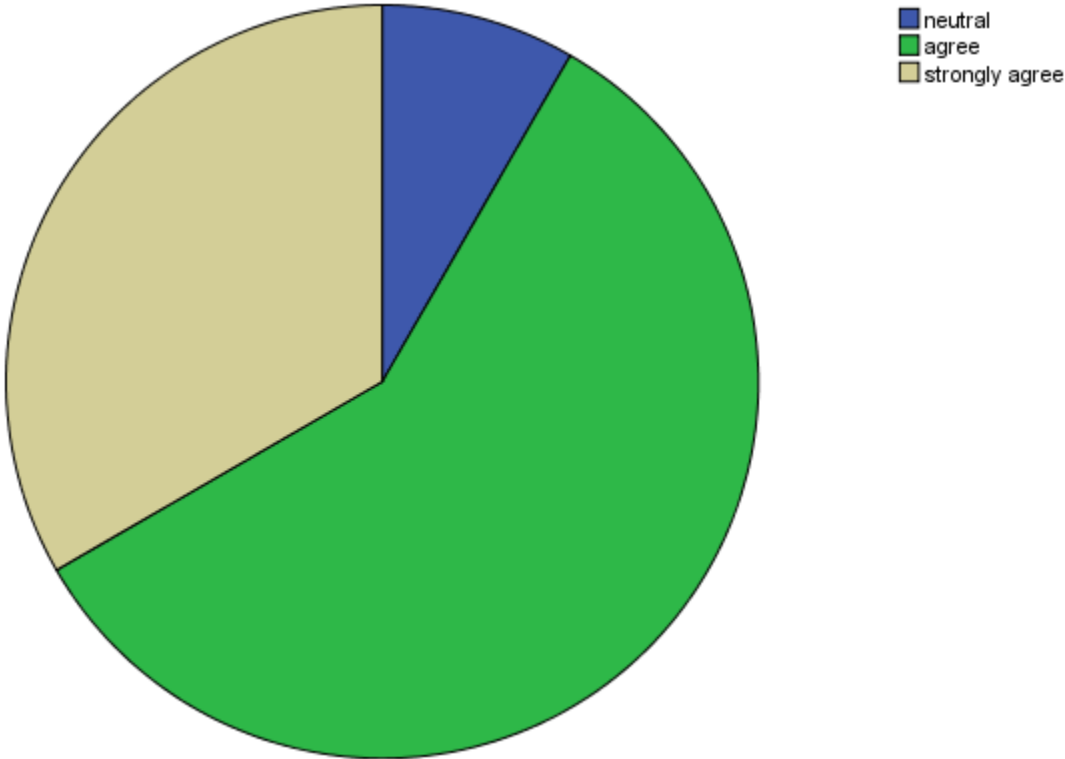
| Curriculum updated enough | | | | | |
|---------------------------|----------------|-----------|---------|---------------|--------------------|
| | | Frequency | Percent | Valid Percent | Cumulative Percent |
| Valid | disagree | 2 | 8.3 | 8.3 | 8.3 |
| | neutral | 4 | 16.7 | 16.7 | 25.0 |
| | agree | 14 | 58.3 | 58.3 | 83.3 |
| | strongly agree | 4 | 16.7 | 16.7 | 100.0 |
| | Total | 24 | 100.0 | 100.0 | |

a. subject of the respondent = COMPUTER APPLICATION



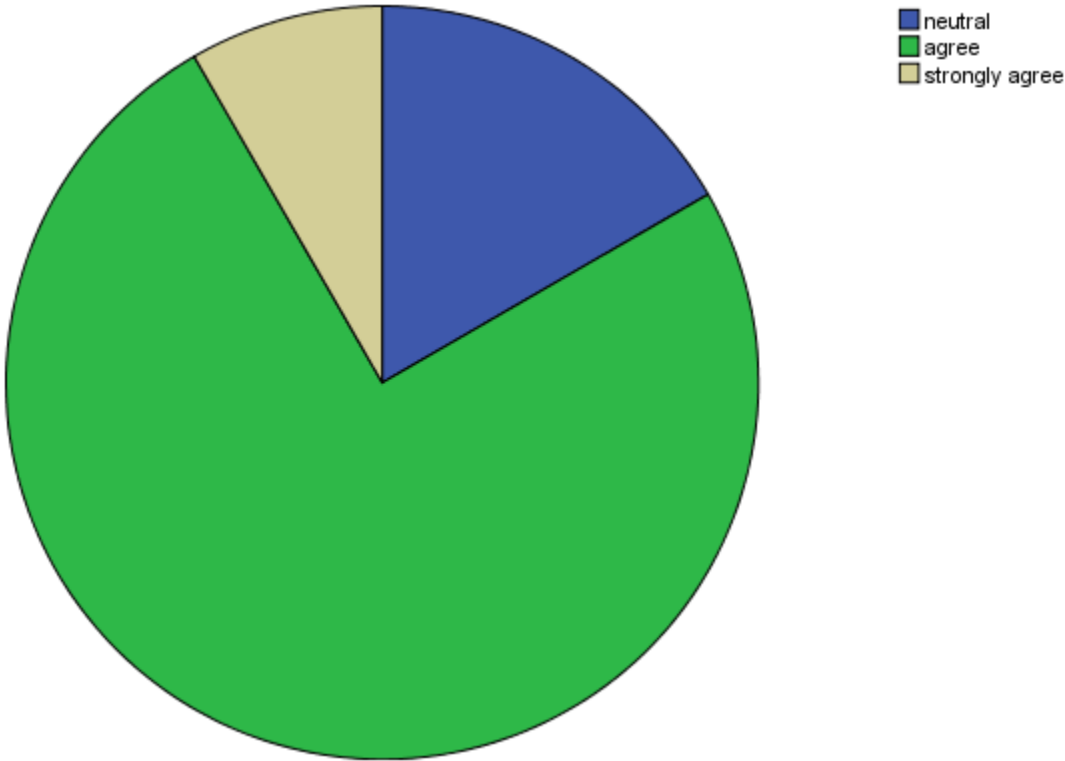
| Curriculum content interesting | | | | | |
|--------------------------------|----------------|-----------|---------|---------------|--------------------|
| | | Frequency | Percent | Valid Percent | Cumulative Percent |
| Valid | neutral | 2 | 8.3 | 8.3 | 8.3 |
| | agree | 14 | 58.3 | 58.3 | 66.7 |
| | strongly agree | 8 | 33.3 | 33.3 | 100.0 |
| | Total | 24 | 100.0 | 100.0 | |

a. subject of the respondent = COMPUTER APPLICATION



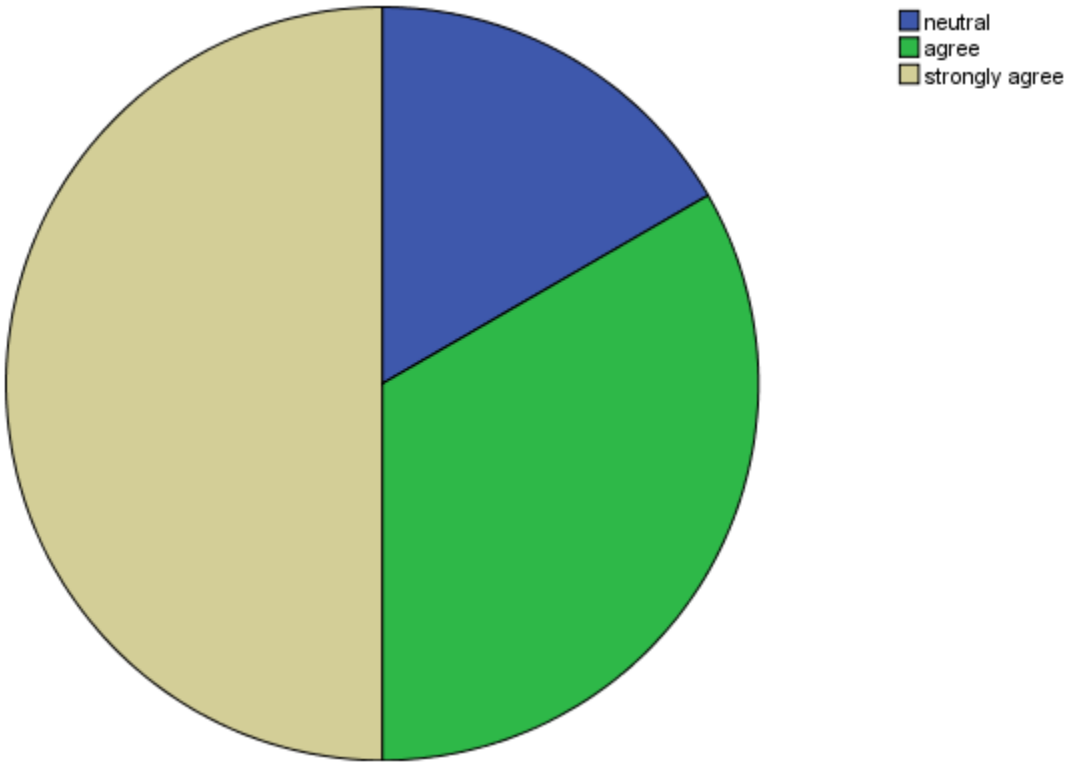
| Curriculum fulfilling your expectation | | | | | |
|--|----------------|-----------|---------|---------------|--------------------|
| | | Frequency | Percent | Valid Percent | Cumulative Percent |
| Valid | neutral | 4 | 16.7 | 16.7 | 16.7 |
| | agree | 18 | 75.0 | 75.0 | 91.7 |
| | strongly agree | 2 | 8.3 | 8.3 | 100.0 |
| | Total | 24 | 100.0 | 100.0 | |

a. subject of the respondent = COMPUTER APPLICATION



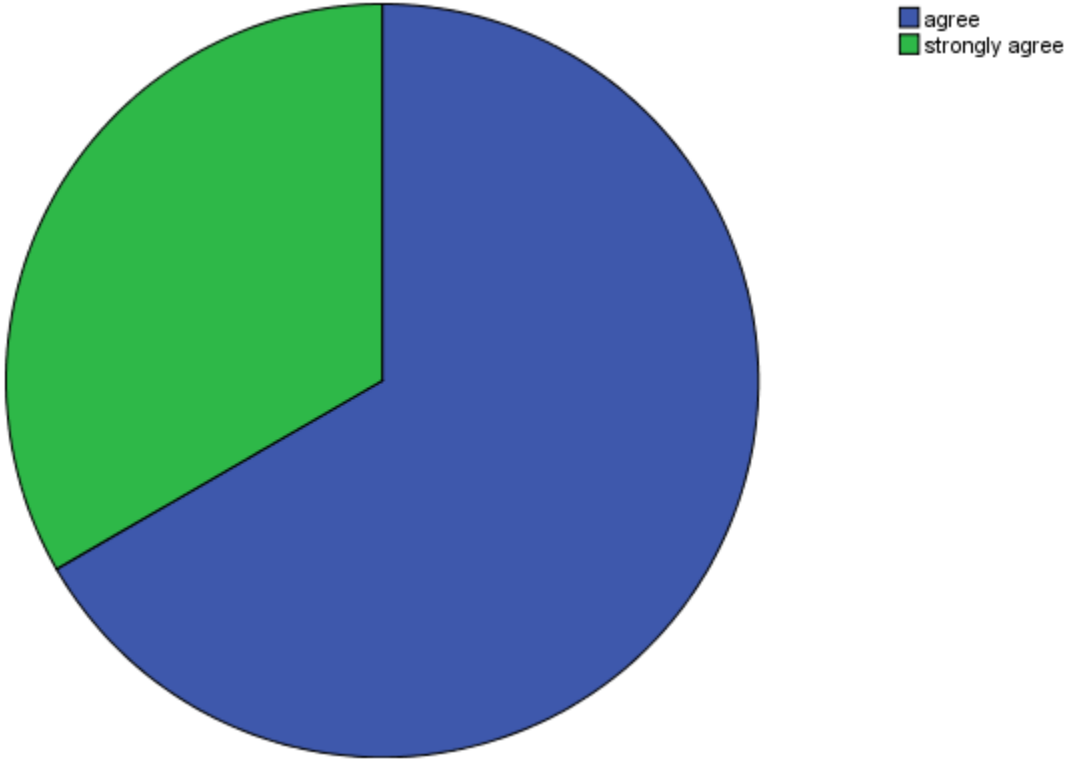
| Curriculum helping in developing your personality | | | | | |
|---|----------------|-----------|---------|---------------|--------------------|
| | | Frequency | Percent | Valid Percent | Cumulative Percent |
| Valid | neutral | 4 | 16.7 | 16.7 | 16.7 |
| | agree | 8 | 33.3 | 33.3 | 50.0 |
| | strongly agree | 12 | 50.0 | 50.0 | 100.0 |
| | Total | 24 | 100.0 | 100.0 | |

a. subject of the respondent = COMPUTER APPLICATION



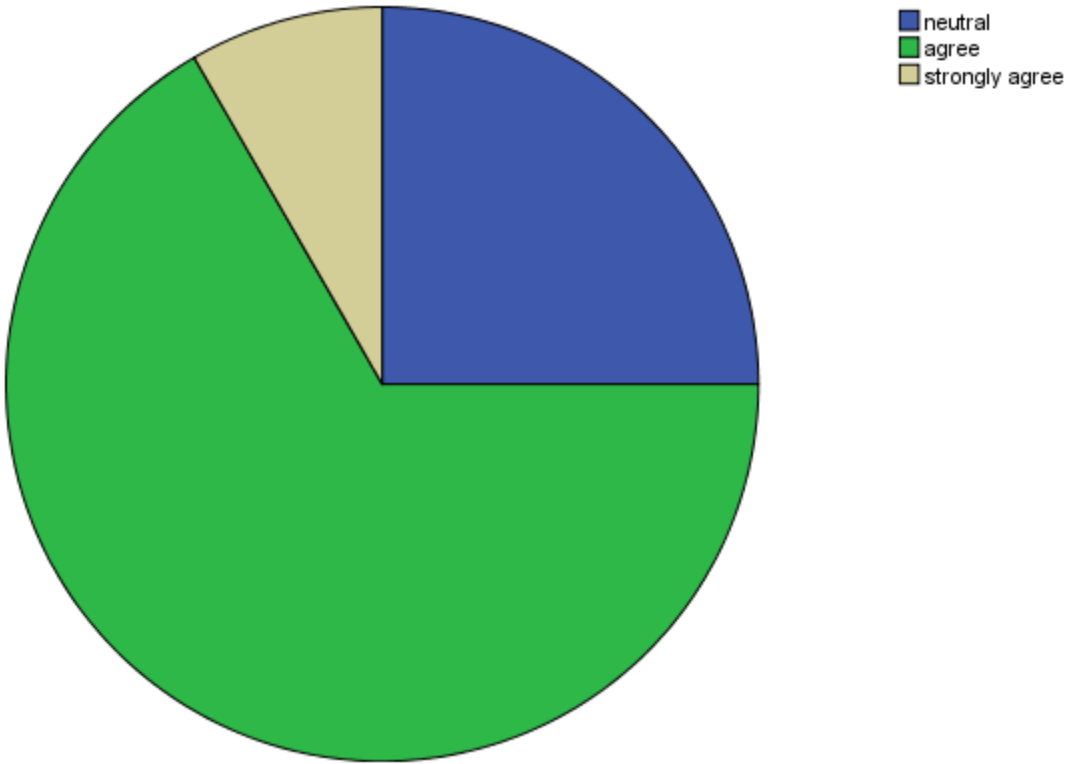
| Curriculum applicable in your daily life | | | | | |
|--|----------------|-----------|---------|---------------|-----------------------|
| | | Frequency | Percent | Valid Percent | Cumulative Percent |
| Valid | agree | 16 | 66.7 | 66.7 | 66.7 |
| | strongly agree | 8 | 33.3 | 33.3 | 100.0 |
| | Total | 24 | 100.0 | 100.0 | |

a. subject of the respondent = COMPUTER APPLICATION



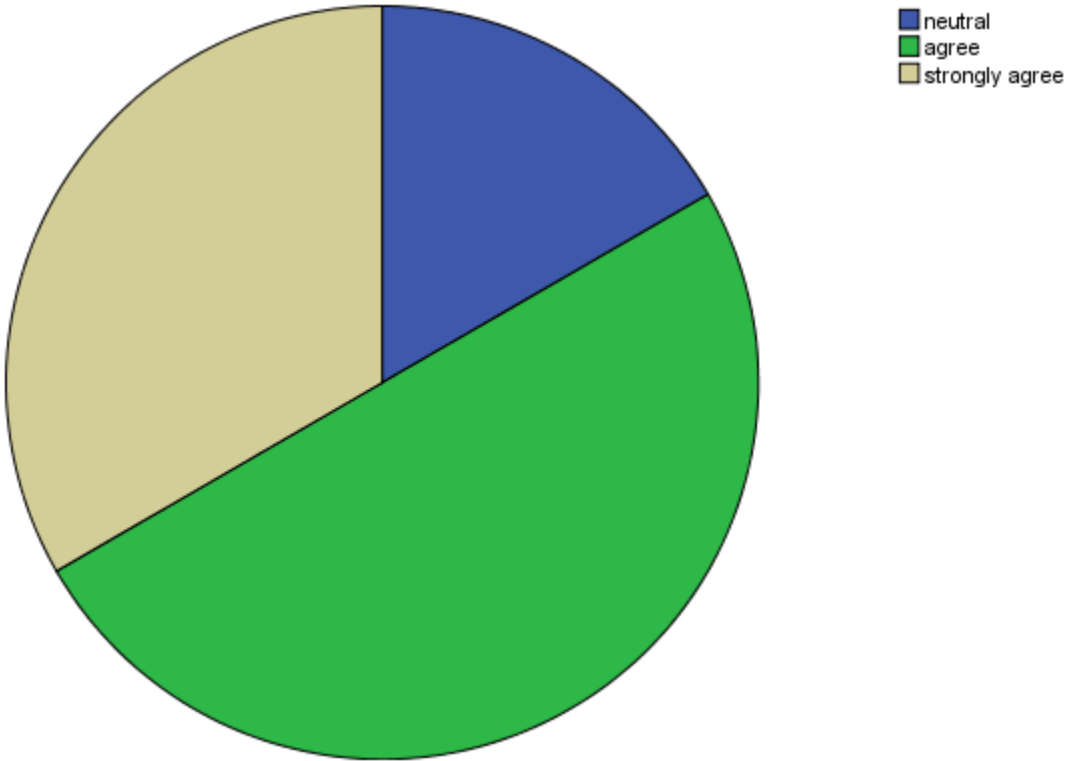
| The curriculum is relevant for the solution of local problems | | | | | |
|---|----------------|-----------|---------|---------------|-----------------------|
| | | Frequency | Percent | Valid Percent | Cumulative Percent |
| Valid | neutral | 6 | 25.0 | 25.0 | 25.0 |
| | agree | 16 | 66.7 | 66.7 | 91.7 |
| | strongly agree | 2 | 8.3 | 8.3 | 100.0 |
| | Total | 24 | 100.0 | 100.0 | |

a. subject of the respondent = COMPUTER APPLICATION



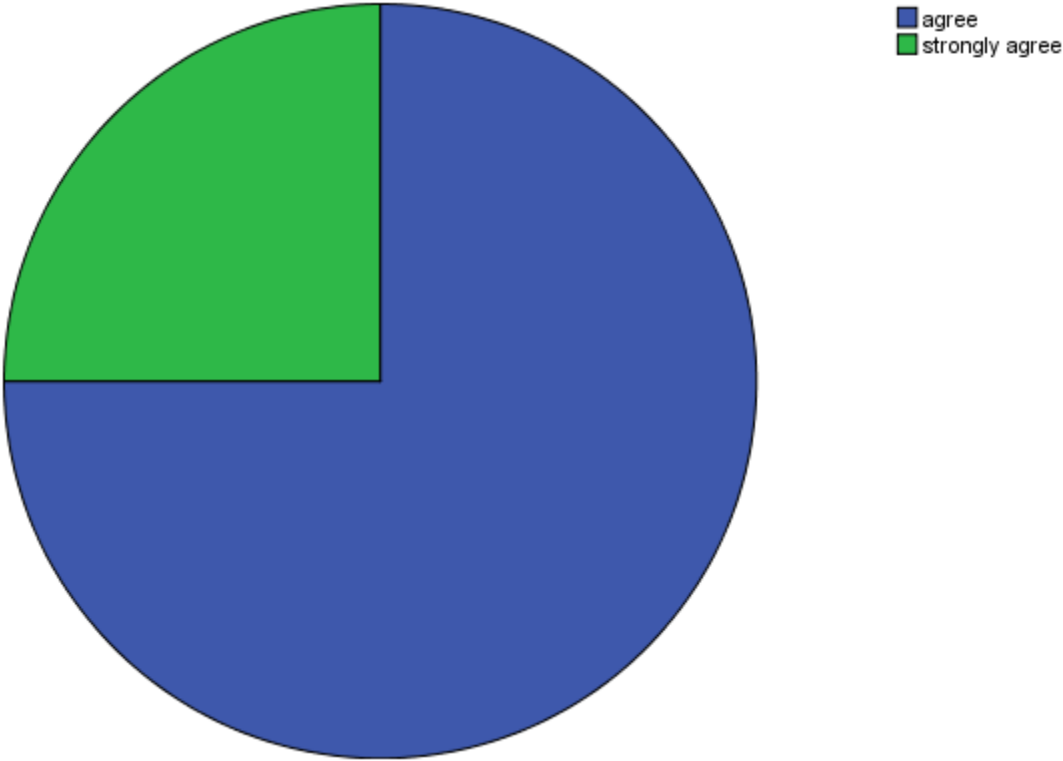
| Need to include skill-based content in the current syllabus | | | | | |
|---|----------------|-----------|---------|---------------|--------------------|
| | | Frequency | Percent | Valid Percent | Cumulative Percent |
| Valid | neutral | 4 | 16.7 | 16.7 | 16.7 |
| | agree | 12 | 50.0 | 50.0 | 66.7 |
| | strongly agree | 8 | 33.3 | 33.3 | 100.0 |
| | Total | 24 | 100.0 | 100.0 | |

a. subject of the respondent = COMPUTER APPLICATION



| Syllabus creates interest to pursue post-graduation/research in a particular subject | | | | |
|--|----------------|-----------|---------|--------------------|
| | | Frequency | Percent | Cumulative Percent |
| Valid | agree | 18 | 75.0 | 75.0 |
| | strongly agree | 6 | 25.0 | 100.0 |
| | Total | 24 | 100.0 | |

a. subject of the respondent = COMPUTER APPLICATION



Subject of the respondent = COMPUTER SCIENCE

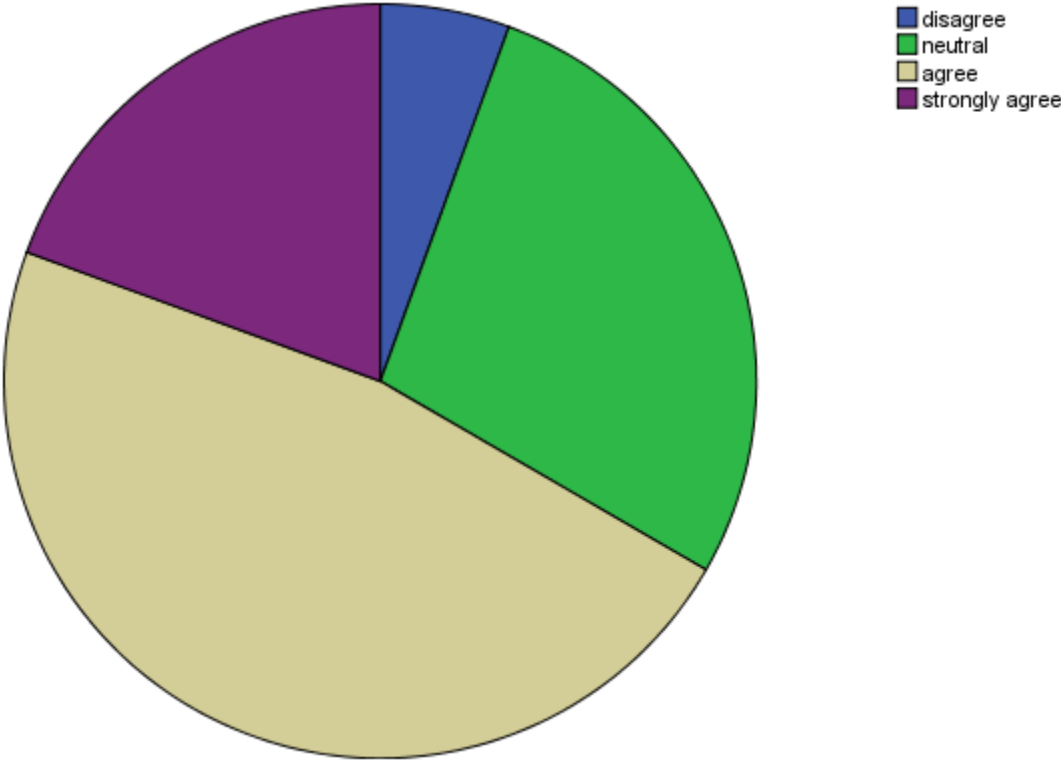
| Statistics | | | | | | | | | |
|------------|---------|---------------------------|--------------------------------|--|---|--|---|---|--|
| | | Curriculum updated enough | Curriculum content interesting | Curriculum fulfilling your expectation | Curriculum helping in developing your personality | Curriculum applicable in your daily life | The curriculum is relevant for the solution of local problems | Need to include skill-based content in the current syllabus | Syllabus creates interest to pursue post-graduation/research in a particular subject |
| N | Valid | 72 | 72 | 72 | 72 | 72 | 72 | 72 | 72 |
| | Missing | 0 | 0 | 0 | 0 | 0 | 0 | 0 | 0 |

a. subject of the respondent = COMPUTER SCIENCE

Frequency Table

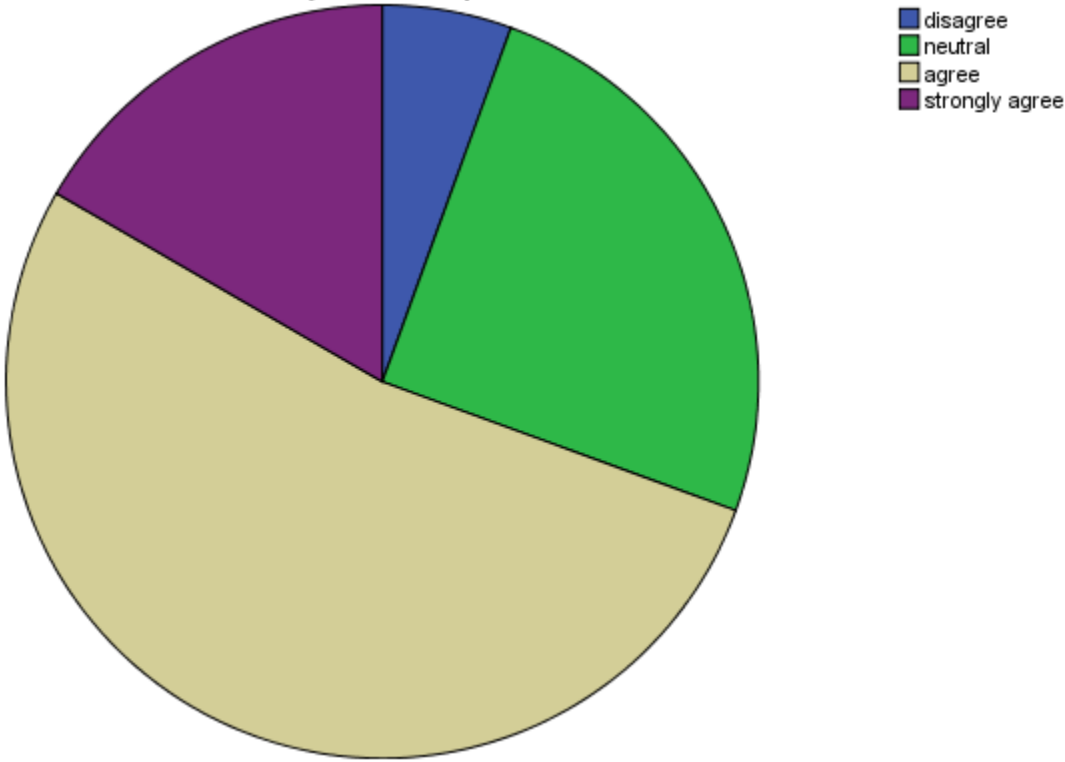
| Curriculum updated enough | | | | | |
|---------------------------|----------------|-----------|---------|---------------|--------------------|
| | | Frequency | Percent | Valid Percent | Cumulative Percent |
| Valid | disagree | 4 | 5.6 | 5.6 | 5.6 |
| | neutral | 20 | 27.8 | 27.8 | 33.3 |
| | agree | 34 | 47.2 | 47.2 | 80.6 |
| | strongly agree | 14 | 19.4 | 19.4 | 100.0 |
| | Total | 72 | 100.0 | 100.0 | |

a. subject of the respondent = COMPUTER SCIENCE



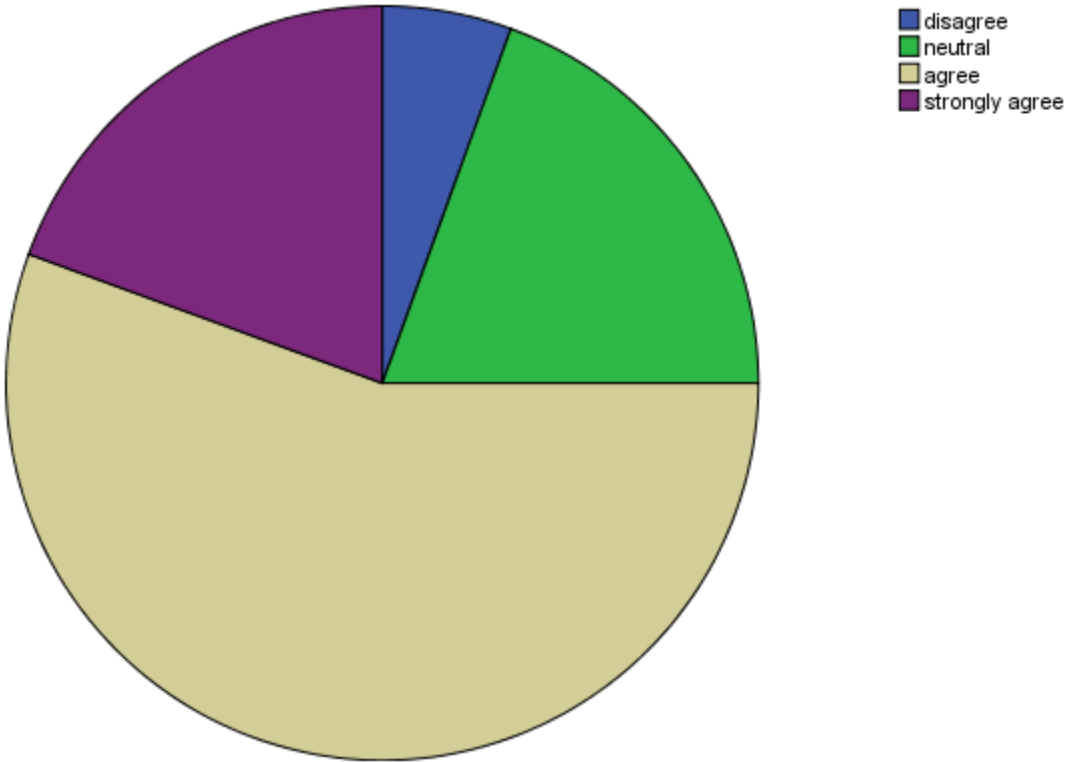
| Curriculum content interesting | | | | | |
|--------------------------------|----------------|-----------|---------|---------------|--------------------|
| | | Frequency | Percent | Valid Percent | Cumulative Percent |
| Valid | disagree | 4 | 5.6 | 5.6 | 5.6 |
| | neutral | 18 | 25.0 | 25.0 | 30.6 |
| | agree | 38 | 52.8 | 52.8 | 83.3 |
| | strongly agree | 12 | 16.7 | 16.7 | 100.0 |
| | Total | 72 | 100.0 | 100.0 | |

a. subject of the respondent = COMPUTER SCIENCE



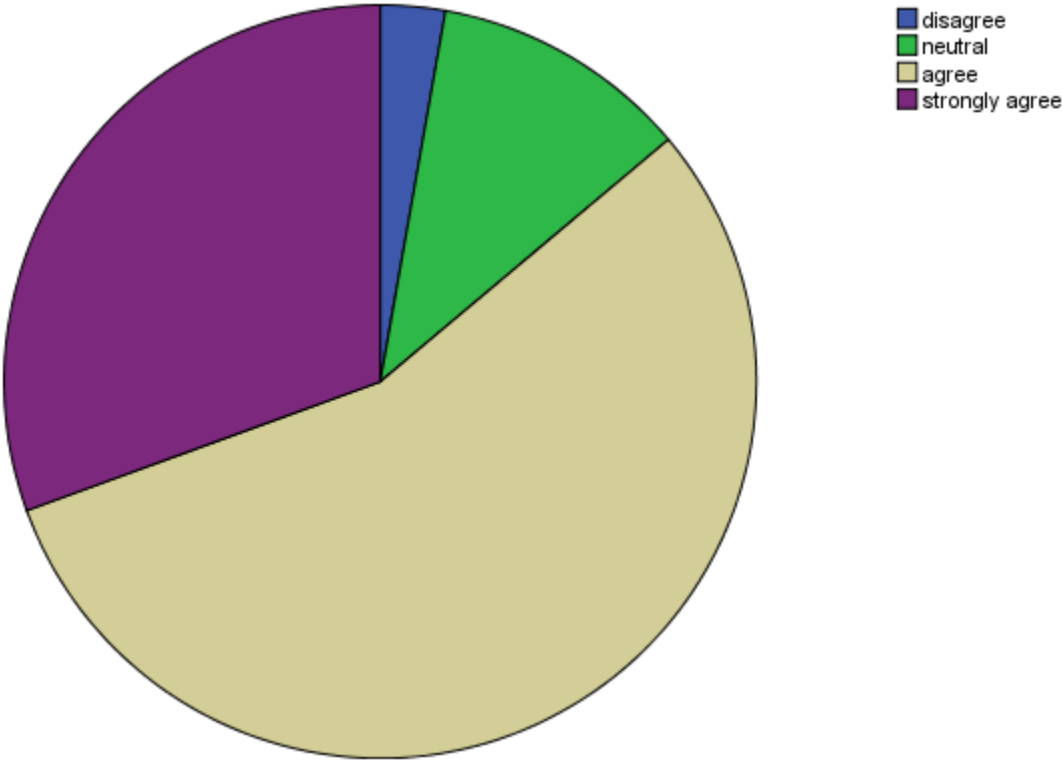
| Curriculum fulfilling your expectation | | | | | |
|--|----------------|-----------|---------|---------------|-----------------------|
| | | Frequency | Percent | Valid Percent | Cumulative Percent |
| Valid | disagree | 4 | 5.6 | 5.6 | 5.6 |
| | neutral | 14 | 19.4 | 19.4 | 25.0 |
| | agree | 40 | 55.6 | 55.6 | 80.6 |
| | strongly agree | 14 | 19.4 | 19.4 | 100.0 |
| | Total | 72 | 100.0 | 100.0 | |

a. subject of the respondent = COMPUTER SCIENCE



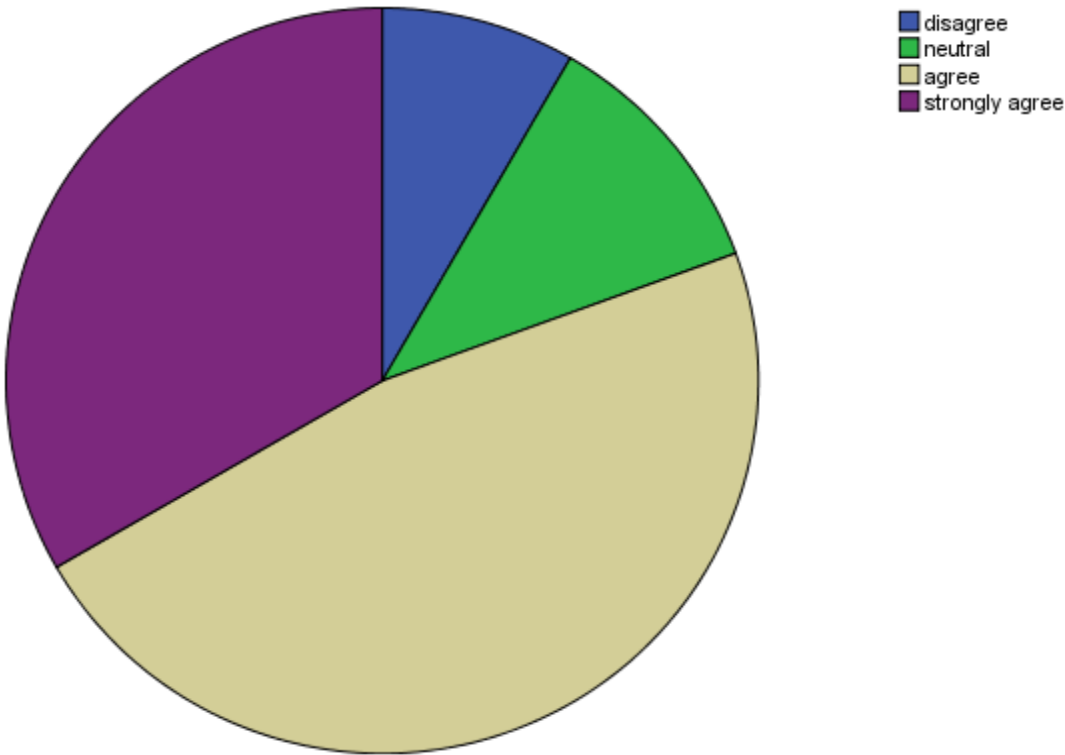
| Curriculum helping in developing your personality | | | | | |
|---|----------------|-----------|---------|---------------|--------------------|
| | | Frequency | Percent | Valid Percent | Cumulative Percent |
| Valid | disagree | 2 | 2.8 | 2.8 | 2.8 |
| | neutral | 8 | 11.1 | 11.1 | 13.9 |
| | agree | 40 | 55.6 | 55.6 | 69.4 |
| | strongly agree | 22 | 30.6 | 30.6 | 100.0 |
| | Total | 72 | 100.0 | 100.0 | |

a. subject of the respondent = COMPUTER SCIENCE



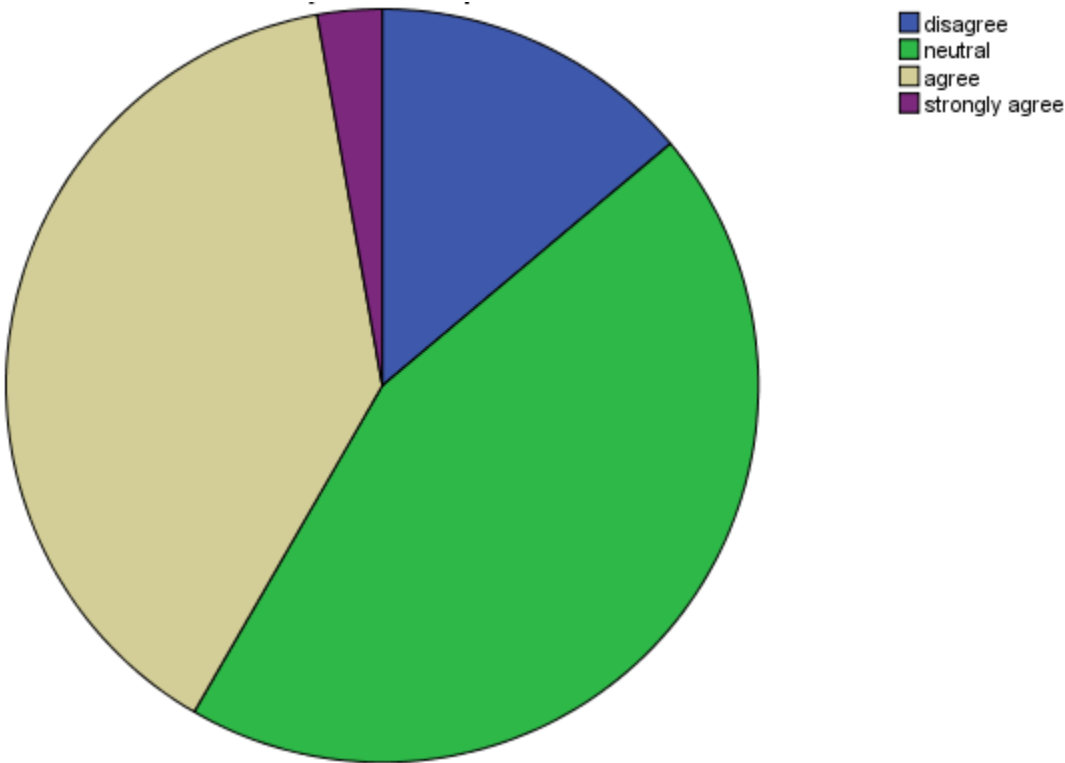
| Curriculum applicable in your daily life | | | | | |
|--|----------------|-----------|---------|---------------|--------------------|
| | | Frequency | Percent | Valid Percent | Cumulative Percent |
| Valid | disagree | 6 | 8.3 | 8.3 | 8.3 |
| | neutral | 8 | 11.1 | 11.1 | 19.4 |
| | agree | 34 | 47.2 | 47.2 | 66.7 |
| | strongly agree | 24 | 33.3 | 33.3 | 100.0 |
| | Total | 72 | 100.0 | 100.0 | |

a. subject of the respondent = COMPUTER SCIENCE



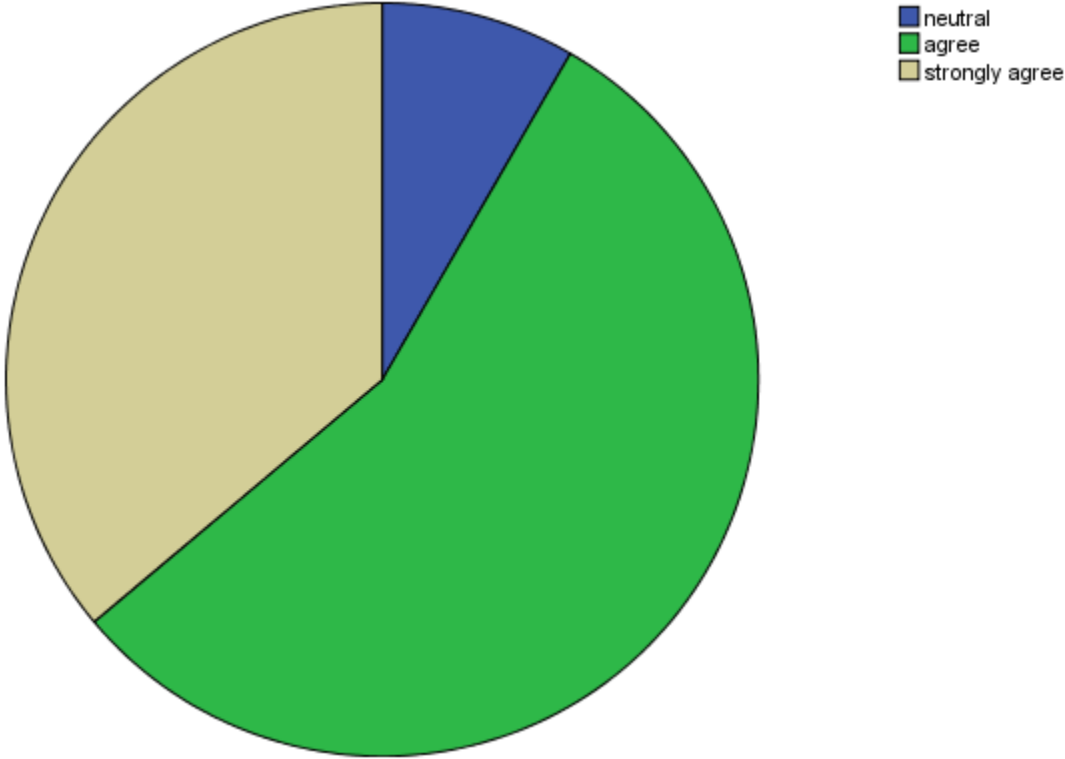
| The curriculum is relevant for the solution of local problems | | | | | |
|---|----------------|-----------|---------|---------------|--------------------|
| | | Frequency | Percent | Valid Percent | Cumulative Percent |
| Valid | disagree | 10 | 13.9 | 13.9 | 13.9 |
| | neutral | 32 | 44.4 | 44.4 | 58.3 |
| | agree | 28 | 38.9 | 38.9 | 97.2 |
| | strongly agree | 2 | 2.8 | 2.8 | 100.0 |
| | Total | 72 | 100.0 | 100.0 | |

a. subject of the respondent = COMPUTER SCIENCE



| Need to include skill-based content in the current syllabus | | | | | |
|---|----------------|-----------|---------|---------------|--------------------|
| | | Frequency | Percent | Valid Percent | Cumulative Percent |
| Valid | neutral | 6 | 8.3 | 8.3 | 8.3 |
| | agree | 40 | 55.6 | 55.6 | 63.9 |
| | strongly agree | 26 | 36.1 | 36.1 | 100.0 |
| | Total | 72 | 100.0 | 100.0 | |

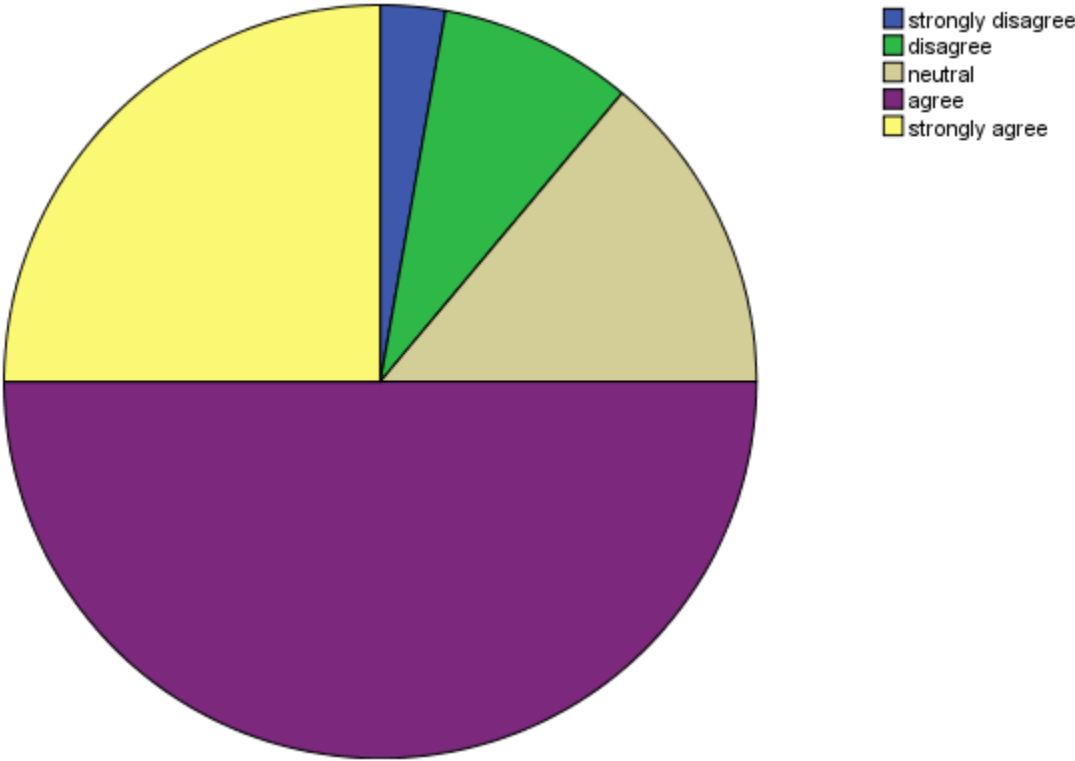
a. subject of the respondent = COMPUTER SCIENCE



Syllabus creates interest to pursue post-graduation/research in a particular subject

| | | Frequency | Percent | Valid Percent | Cumulative Percent |
|-------|-------------------|-----------|---------|---------------|-----------------------|
| Valid | strongly disagree | 2 | 2.8 | 2.8 | 2.8 |
| | disagree | 6 | 8.3 | 8.3 | 11.1 |
| | neutral | 10 | 13.9 | 13.9 | 25.0 |
| | agree | 36 | 50.0 | 50.0 | 75.0 |
| | strongly agree | 18 | 25.0 | 25.0 | 100.0 |
| | Total | 72 | 100.0 | 100.0 | |

a. subject of the respondent = COMPUTER SCIENCE



Subject of the respondent = DEFENCE STUDIES

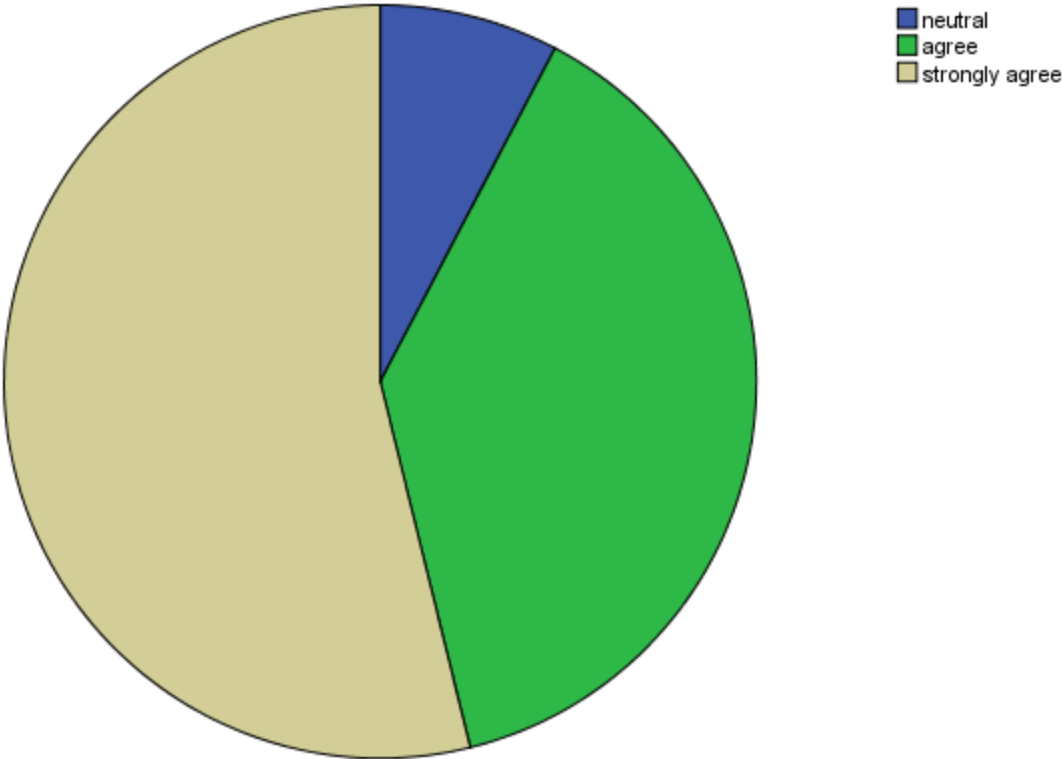
| Statistics | | | | | | | | | |
|------------|---------|---------------------------|--------------------------------|--|---|--|---|---|--|
| | | Curriculum updated enough | Curriculum content interesting | Curriculum fulfilling your expectation | Curriculum helping in developing your personality | Curriculum applicable in your daily life | The curriculum is relevant for the solution of local problems | Need to include skill-based content in the current syllabus | Syllabus creates interest to pursue post-graduation/research in a particular subject |
| N | Valid | 78 | 78 | 78 | 78 | 78 | 78 | 78 | 78 |
| | Missing | 0 | 0 | 0 | 0 | 0 | 0 | 0 | 0 |

a. subject of the respondent = DEFENCE

Frequency Table

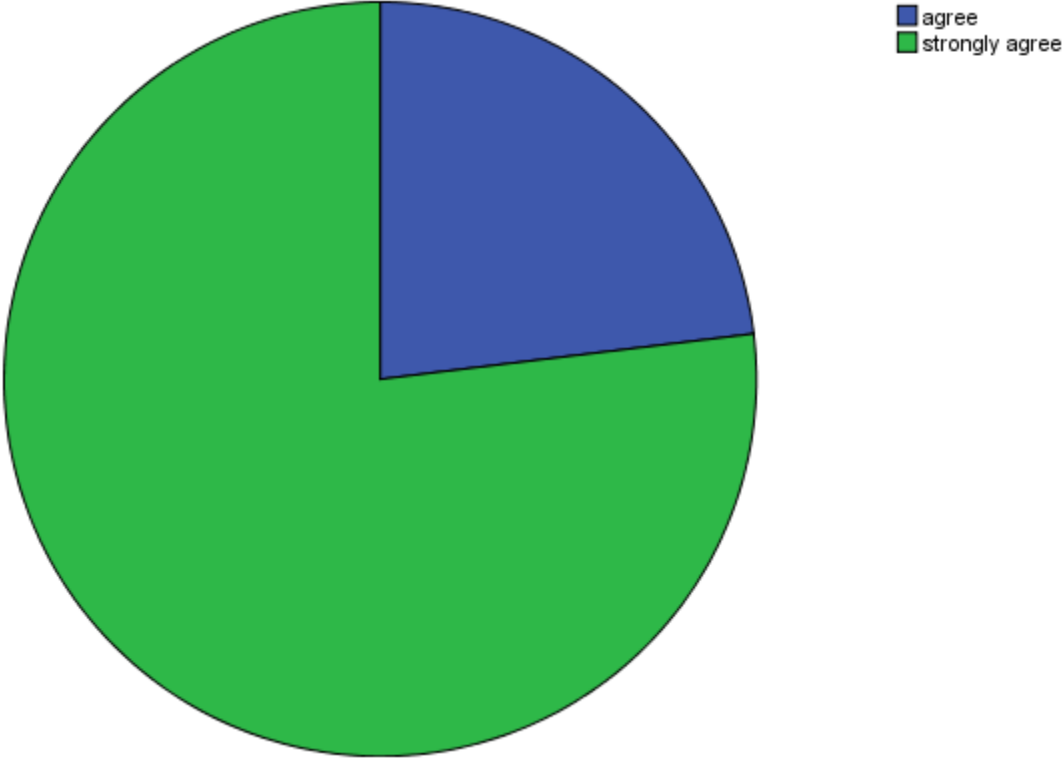
| Curriculum updated enough | | | | | |
|---------------------------|----------------|-----------|---------|---------------|--------------------|
| | | Frequency | Percent | Valid Percent | Cumulative Percent |
| Valid | neutral | 6 | 7.7 | 7.7 | 7.7 |
| | agree | 30 | 38.5 | 38.5 | 46.2 |
| | strongly agree | 42 | 53.8 | 53.8 | 100.0 |
| | Total | 78 | 100.0 | 100.0 | |

a. subject of the respondent = DEFENCE



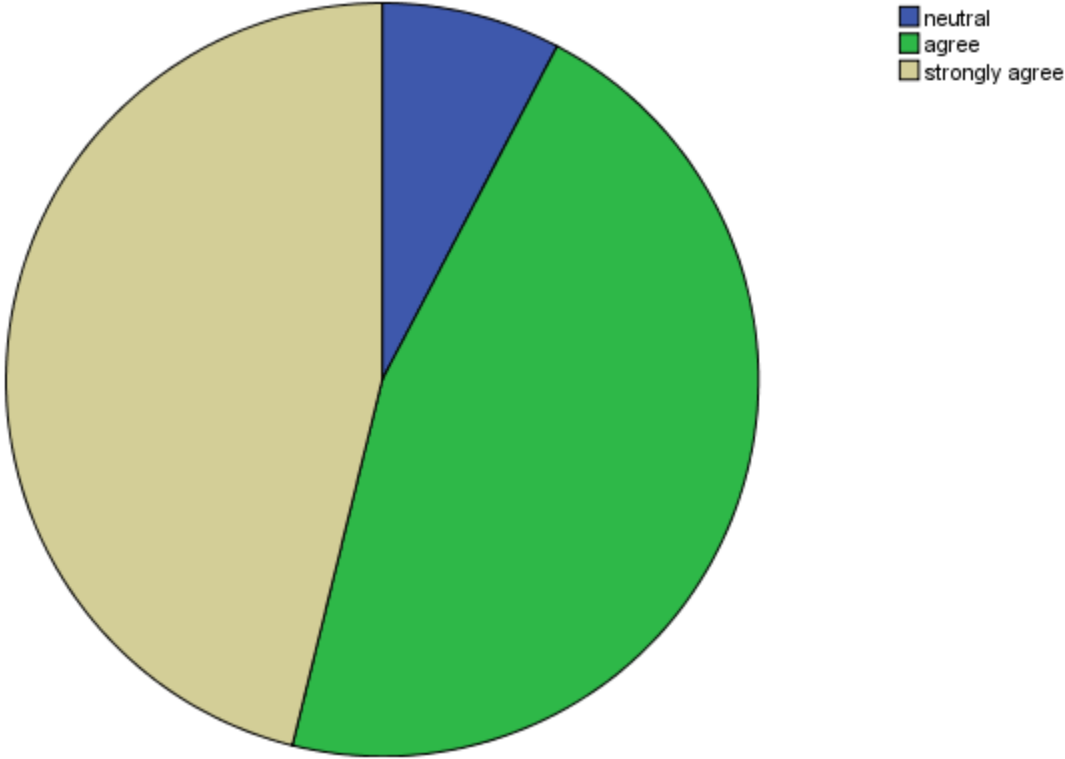
| Curriculum content interesting | | | | | |
|--------------------------------|----------------|-----------|---------|---------------|-----------------------|
| | | Frequency | Percent | Valid Percent | Cumulative Percent |
| Valid | agree | 18 | 23.1 | 23.1 | 23.1 |
| | strongly agree | 60 | 76.9 | 76.9 | 100.0 |
| | Total | 78 | 100.0 | 100.0 | |

a. subject of the respondent = DEFENCE



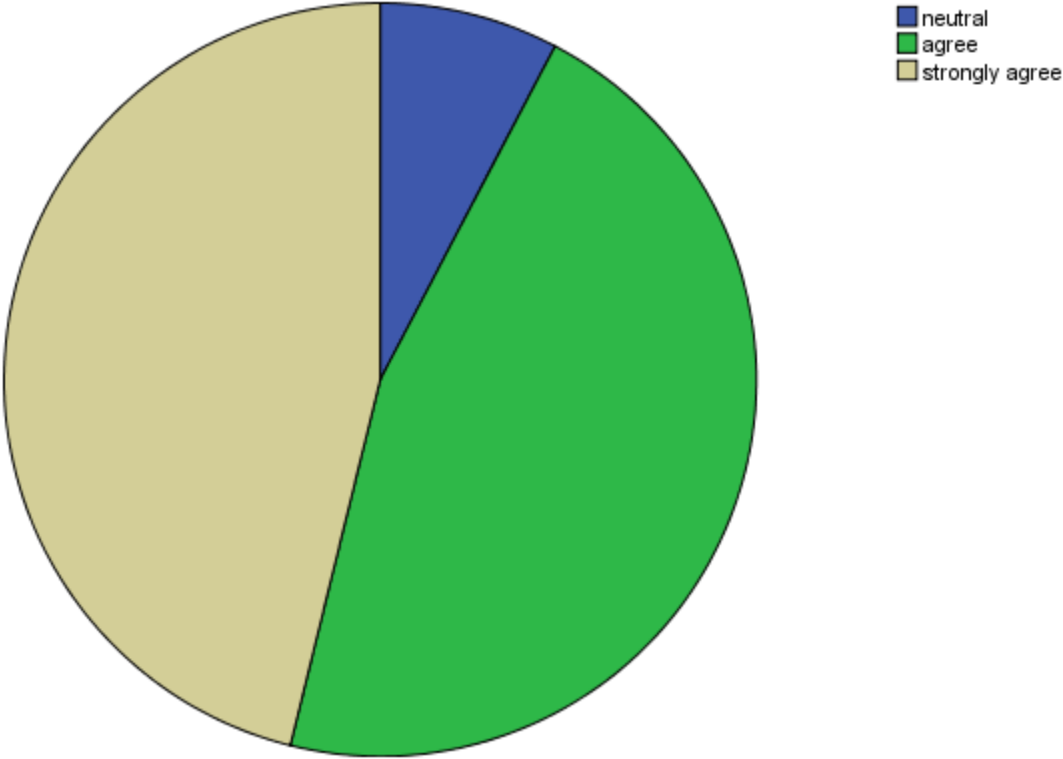
| Curriculum fulfilling your expectation | | | | | |
|--|----------------|-----------|---------|---------------|--------------------|
| | | Frequency | Percent | Valid Percent | Cumulative Percent |
| Valid | neutral | 6 | 7.7 | 7.7 | 7.7 |
| | agree | 36 | 46.2 | 46.2 | 53.8 |
| | strongly agree | 36 | 46.2 | 46.2 | 100.0 |
| | Total | 78 | 100.0 | 100.0 | |

a. subject of the respondent = DEFENCE



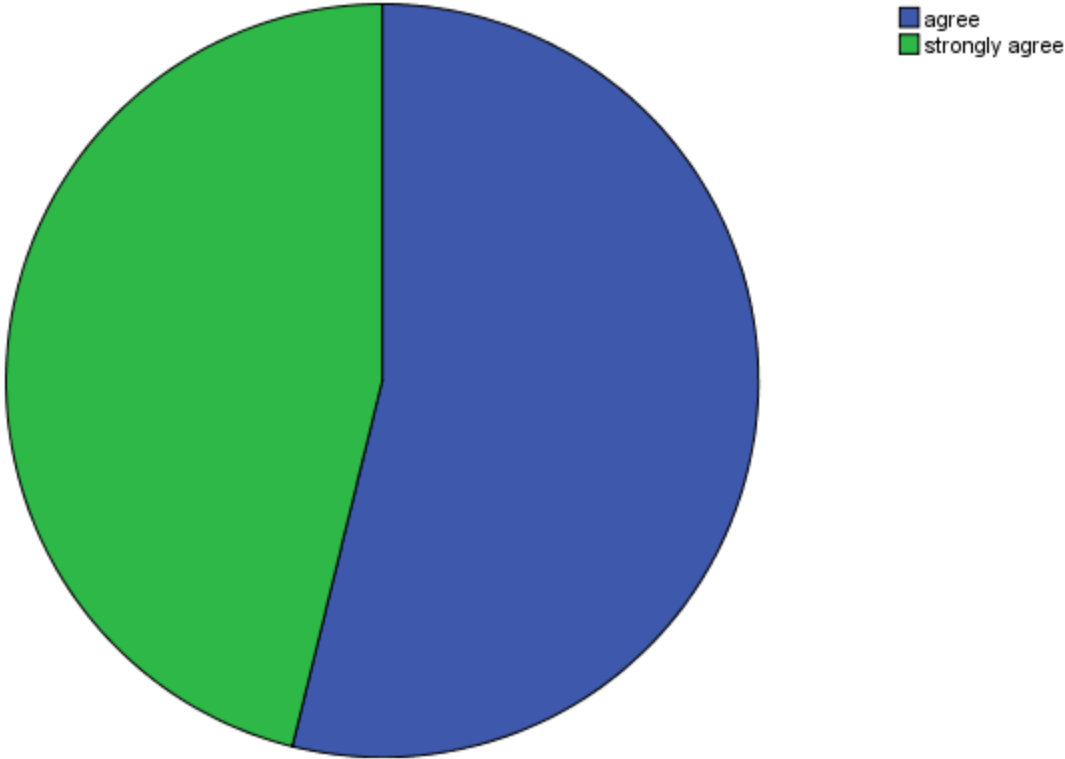
| Curriculum helping in developing your personality | | | | | |
|---|----------------|-----------|---------|---------------|--------------------|
| | | Frequency | Percent | Valid Percent | Cumulative Percent |
| Valid | neutral | 6 | 7.7 | 7.7 | 7.7 |
| | agree | 36 | 46.2 | 46.2 | 53.8 |
| | strongly agree | 36 | 46.2 | 46.2 | 100.0 |
| | Total | 78 | 100.0 | 100.0 | |

a. subject of the respondent = DEFENCE



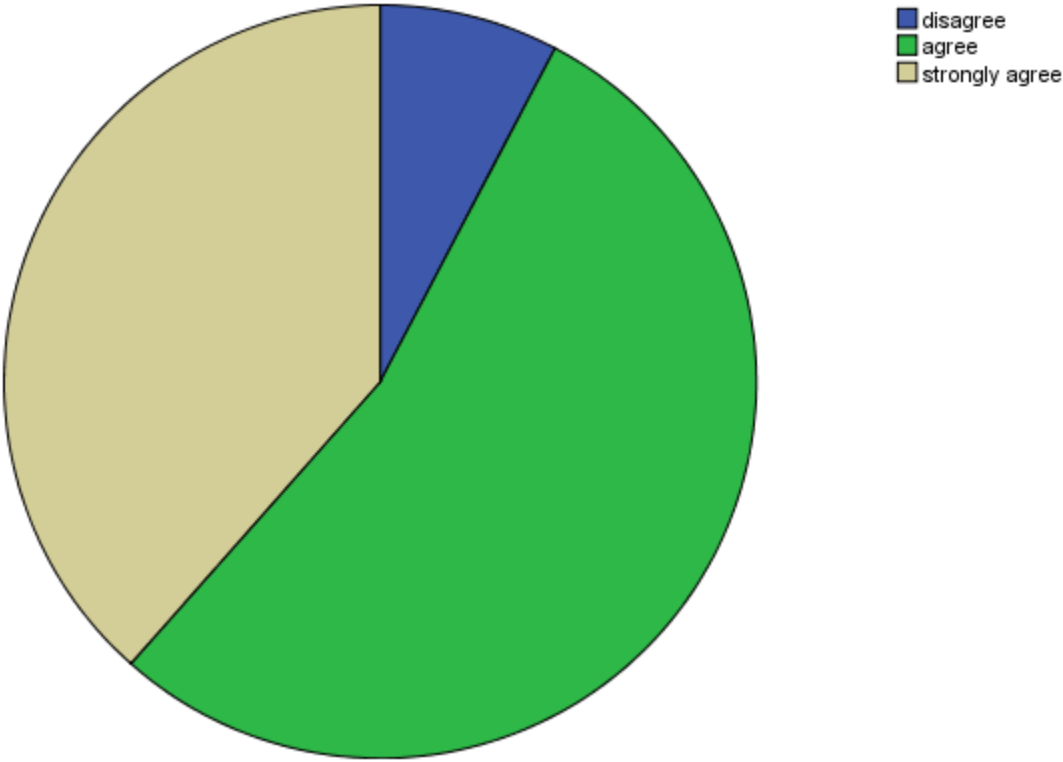
| Curriculum applicable in your daily life | | | | | |
|--|----------------|-----------|---------|---------------|-----------------------|
| | | Frequency | Percent | Valid Percent | Cumulative Percent |
| Valid | agree | 42 | 53.8 | 53.8 | 53.8 |
| | strongly agree | 36 | 46.2 | 46.2 | 100.0 |
| | Total | 78 | 100.0 | 100.0 | |

a. subject of the respondent = DEFENCE



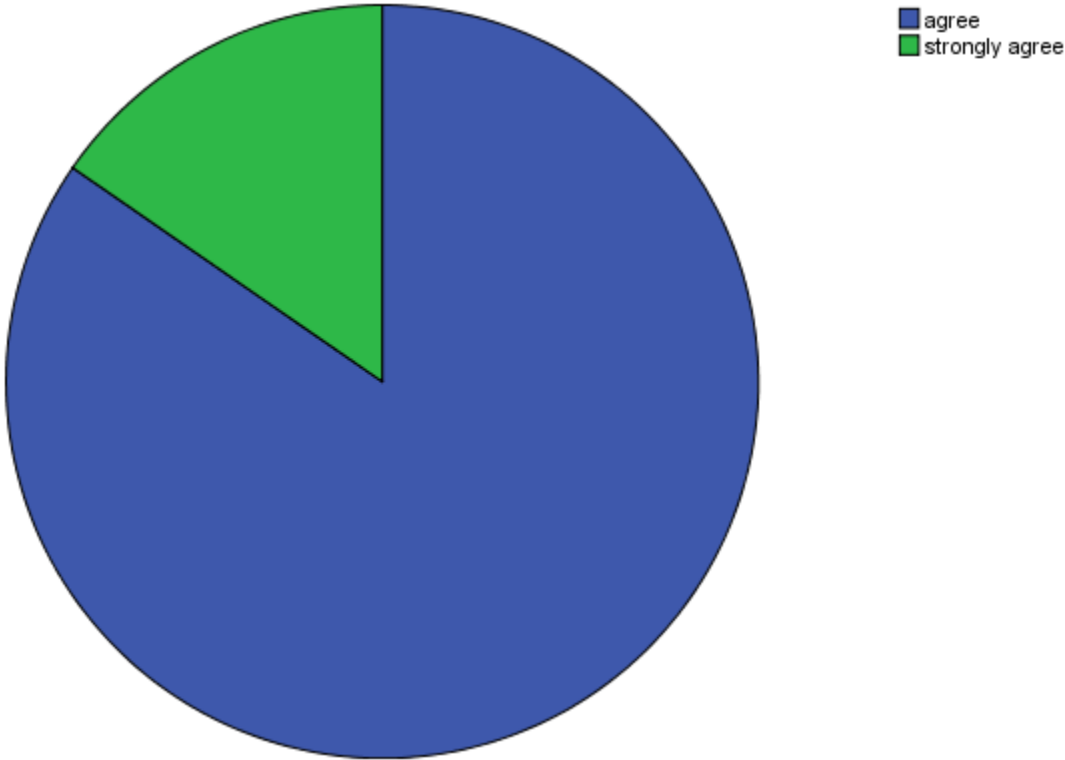
| The curriculum is relevant for the solution of local problems | | | | | |
|---|----------------|-----------|---------|---------------|--------------------|
| | | Frequency | Percent | Valid Percent | Cumulative Percent |
| Valid | disagree | 6 | 7.7 | 7.7 | 7.7 |
| | agree | 42 | 53.8 | 53.8 | 61.5 |
| | strongly agree | 30 | 38.5 | 38.5 | 100.0 |
| | Total | 78 | 100.0 | 100.0 | |

a. subject of the respondent = DEFENCE



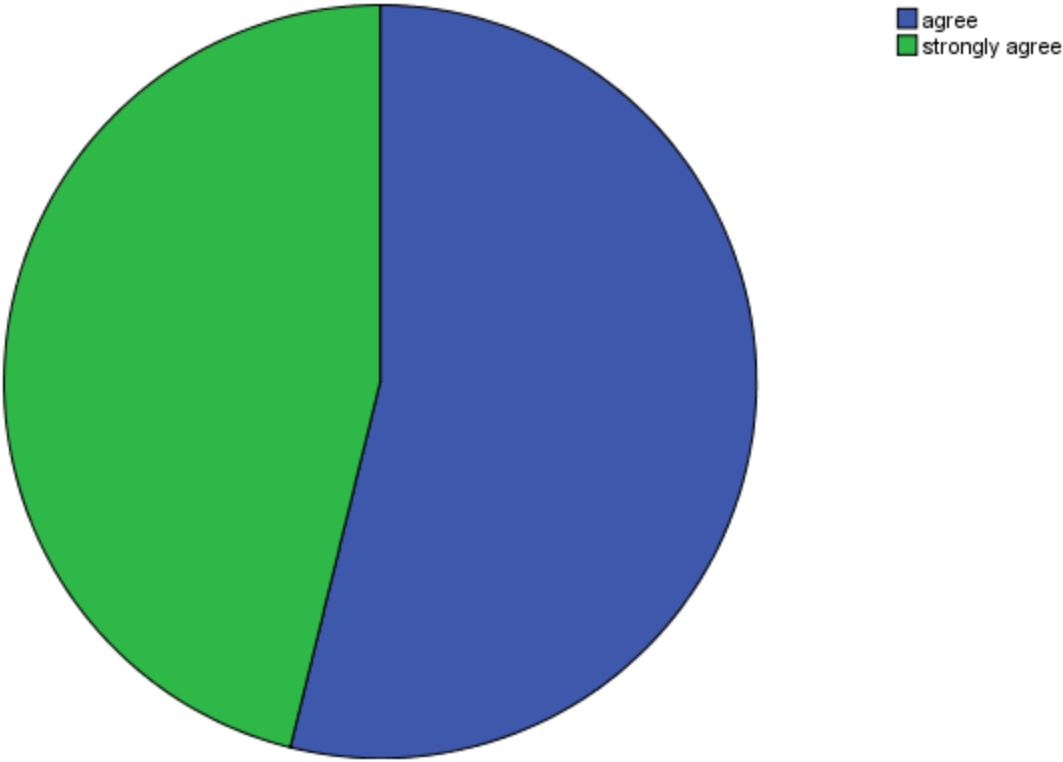
| Need to include skill-based content in the current syllabus | | | | | |
|---|----------------|-----------|---------|---------------|--------------------|
| | | Frequency | Percent | Valid Percent | Cumulative Percent |
| Valid | agree | 66 | 84.6 | 84.6 | 84.6 |
| | strongly agree | 12 | 15.4 | 15.4 | 100.0 |
| | Total | 78 | 100.0 | 100.0 | |

a. subject of the respondent = DEFENCE



| Syllabus creates interest to pursue post-graduation/research in a particular subject | | | | |
|--|----------------|-----------|---------|--------------------|
| | | Frequency | Percent | Cumulative Percent |
| Valid | agree | 42 | 53.8 | 53.8 |
| | strongly agree | 36 | 46.2 | 100.0 |
| | Total | 78 | 100.0 | |

a. subject of the respondent = DEFENCE



Subject of the respondent = ECONOMICS

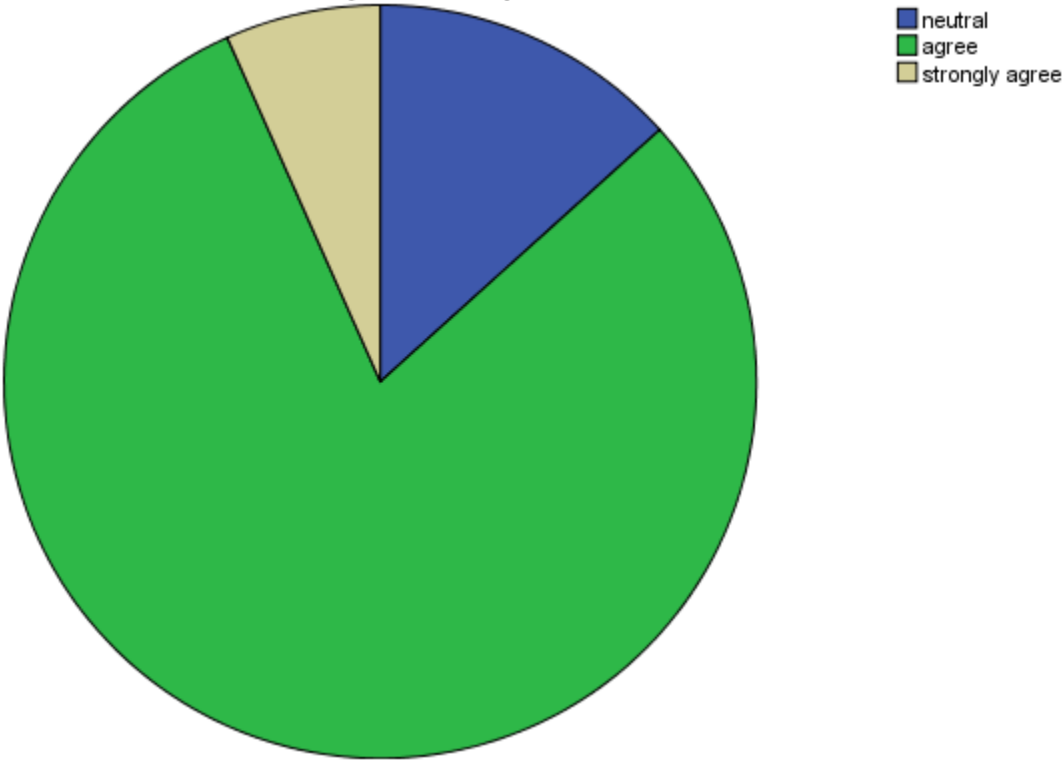
| Statistics | | | | | | | | | |
|------------|---------|------------------------------|-----------------------------------|--|--|--|--|--|---|
| | | Curriculum updated enough | Curriculum content interesting | Curriculum fulfilling your expectation | Curriculum helping in developing your personality | Curriculum applicable in your daily life | The curriculum is relevant for the solution of local problems | Need to include skill-based content in the current syllabus | Syllabus creates interest to pursue post- graduation/research in a particular subject |
| N | Valid | 60 | 60 | 60 | 60 | 60 | 60 | 60 | 60 |
| | Missing | 0 | 0 | 0 | 0 | 0 | 0 | 0 | 0 |

a. subject of the respondent = ECONOMICS

Frequency Table

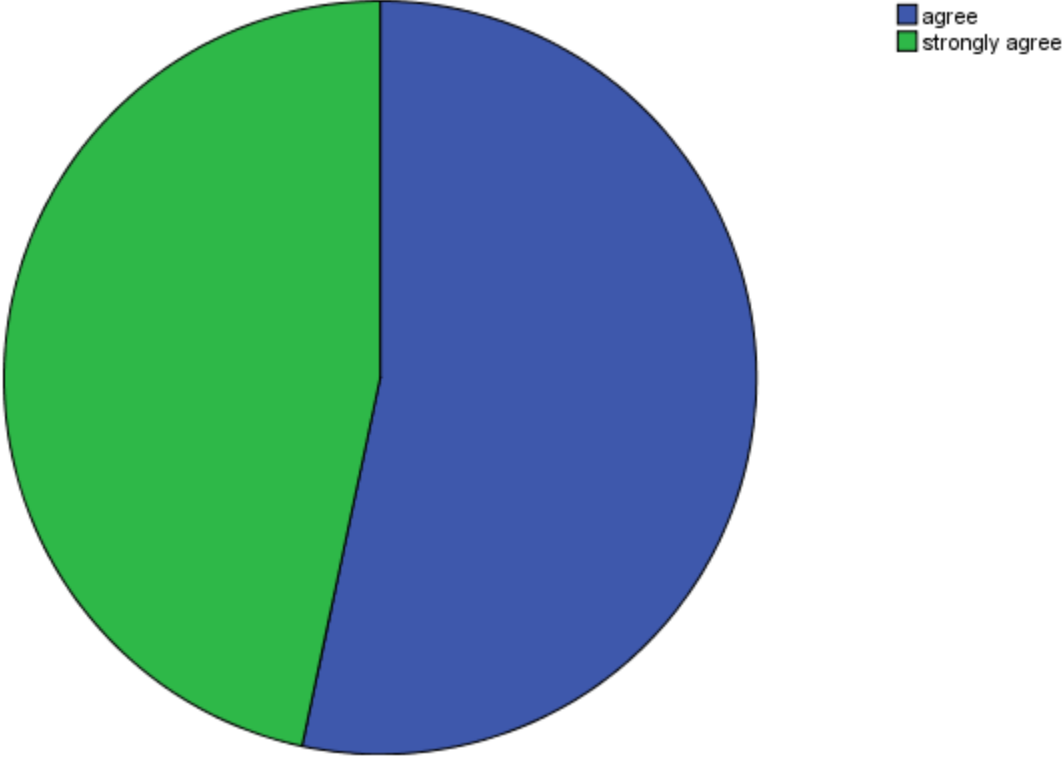
| Curriculum updated enough | | | | | |
|---------------------------|----------------|-----------|---------|---------------|--------------------|
| | | Frequency | Percent | Valid Percent | Cumulative Percent |
| Valid | neutral | 8 | 13.3 | 13.3 | 13.3 |
| | agree | 48 | 80.0 | 80.0 | 93.3 |
| | strongly agree | 4 | 6.7 | 6.7 | 100.0 |
| | Total | 60 | 100.0 | 100.0 | |

a. subject of the respondent = ECONOMICS



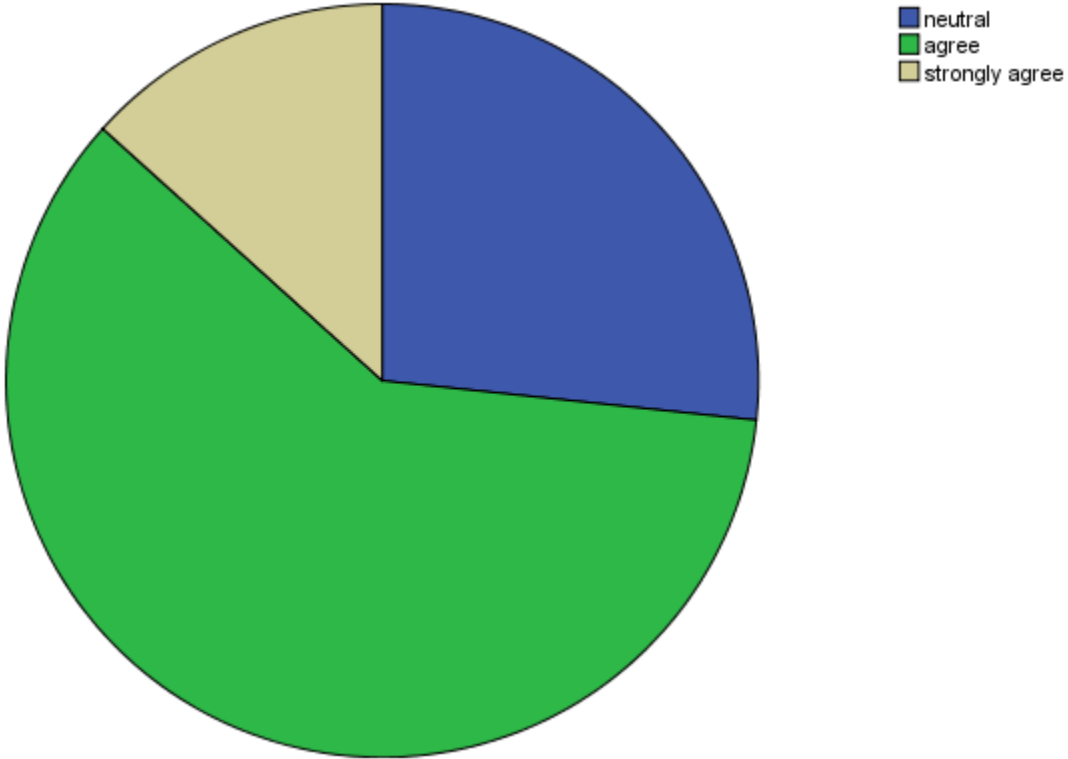
| Curriculum content interesting | | | | | |
|--------------------------------|----------------|-----------|---------|---------------|--------------------|
| | | Frequency | Percent | Valid Percent | Cumulative Percent |
| Valid | agree | 32 | 53.3 | 53.3 | 53.3 |
| | strongly agree | 28 | 46.7 | 46.7 | 100.0 |
| | Total | 60 | 100.0 | 100.0 | |

a. subject of the respondent = ECONOMICS



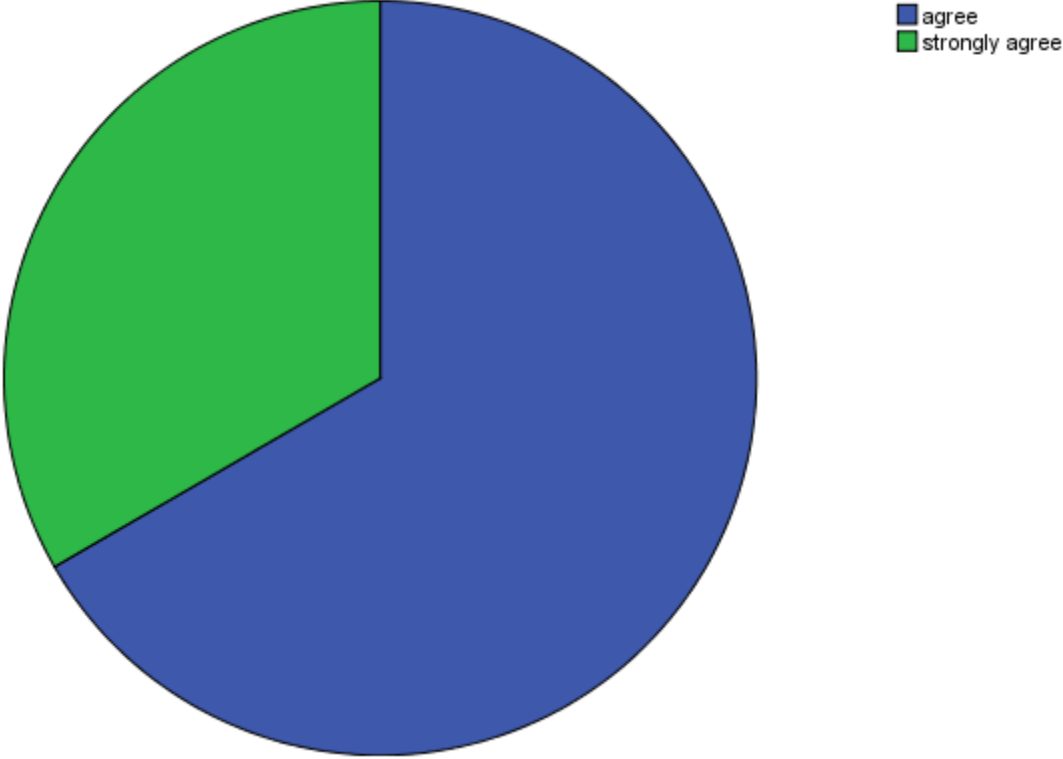
| Curriculum fulfilling your expectation | | | | | |
|--|----------------|-----------|---------|---------------|--------------------|
| | | Frequency | Percent | Valid Percent | Cumulative Percent |
| Valid | neutral | 16 | 26.7 | 26.7 | 26.7 |
| | agree | 36 | 60.0 | 60.0 | 86.7 |
| | strongly agree | 8 | 13.3 | 13.3 | 100.0 |
| | Total | 60 | 100.0 | 100.0 | |

a. subject of the respondent = ECONOMICS



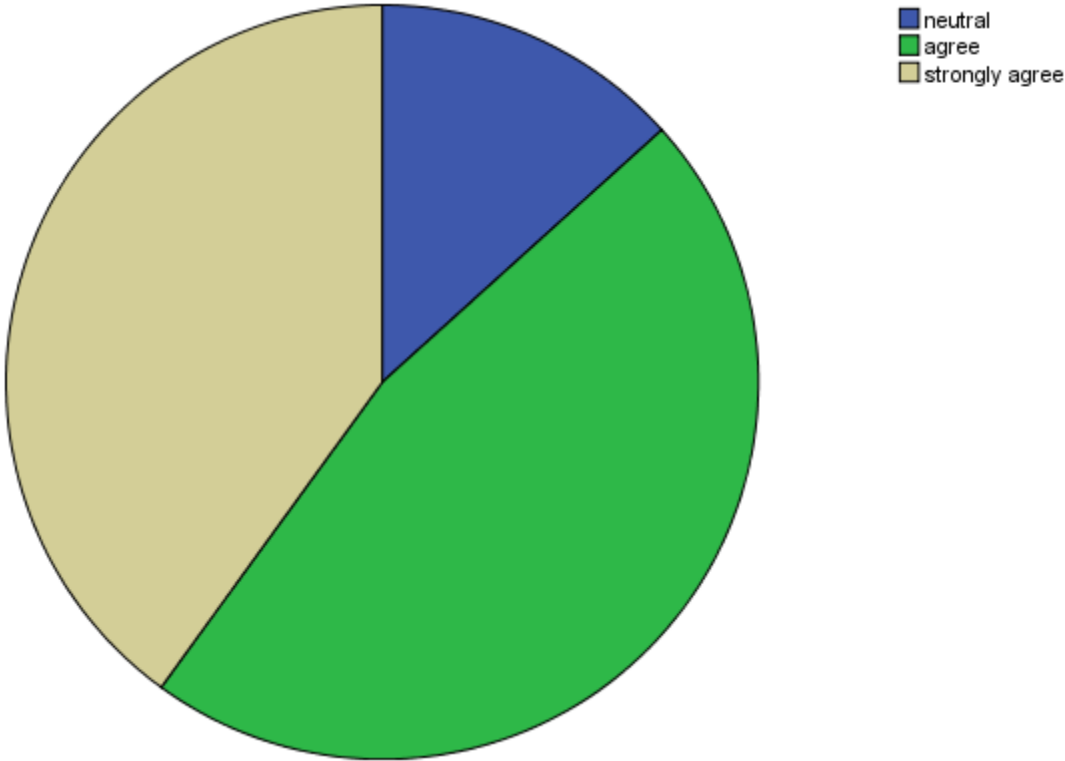
| Curriculum helping in developing your personality | | | | | |
|---|----------------|-----------|---------|---------------|-----------------------|
| | | Frequency | Percent | Valid Percent | Cumulative Percent |
| Valid | agree | 40 | 66.7 | 66.7 | 66.7 |
| | strongly agree | 20 | 33.3 | 33.3 | 100.0 |
| | Total | 60 | 100.0 | 100.0 | |

a. subject of the respondent = ECONOMICS



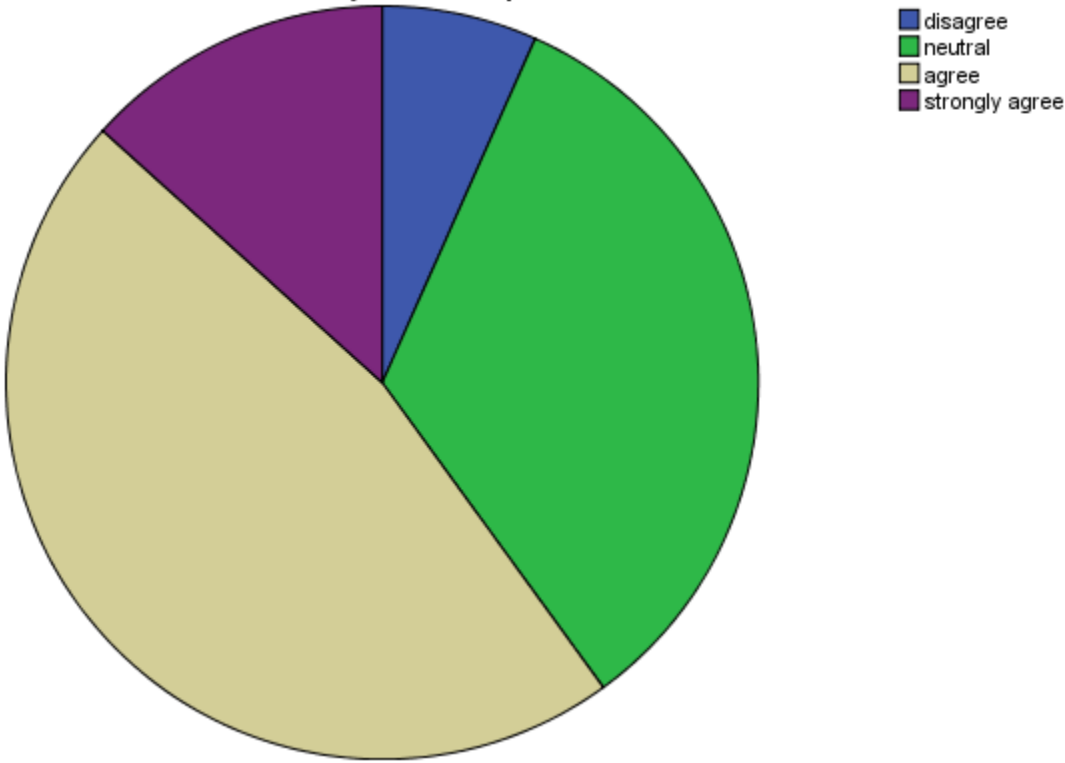
| Curriculum applicable in your daily life | | | | | |
|--|----------------|-----------|---------|---------------|--------------------|
| | | Frequency | Percent | Valid Percent | Cumulative Percent |
| Valid | neutral | 8 | 13.3 | 13.3 | 13.3 |
| | agree | 28 | 46.7 | 46.7 | 60.0 |
| | strongly agree | 24 | 40.0 | 40.0 | 100.0 |
| | Total | 60 | 100.0 | 100.0 | |

a. subject of the respondent = ECONOMICS



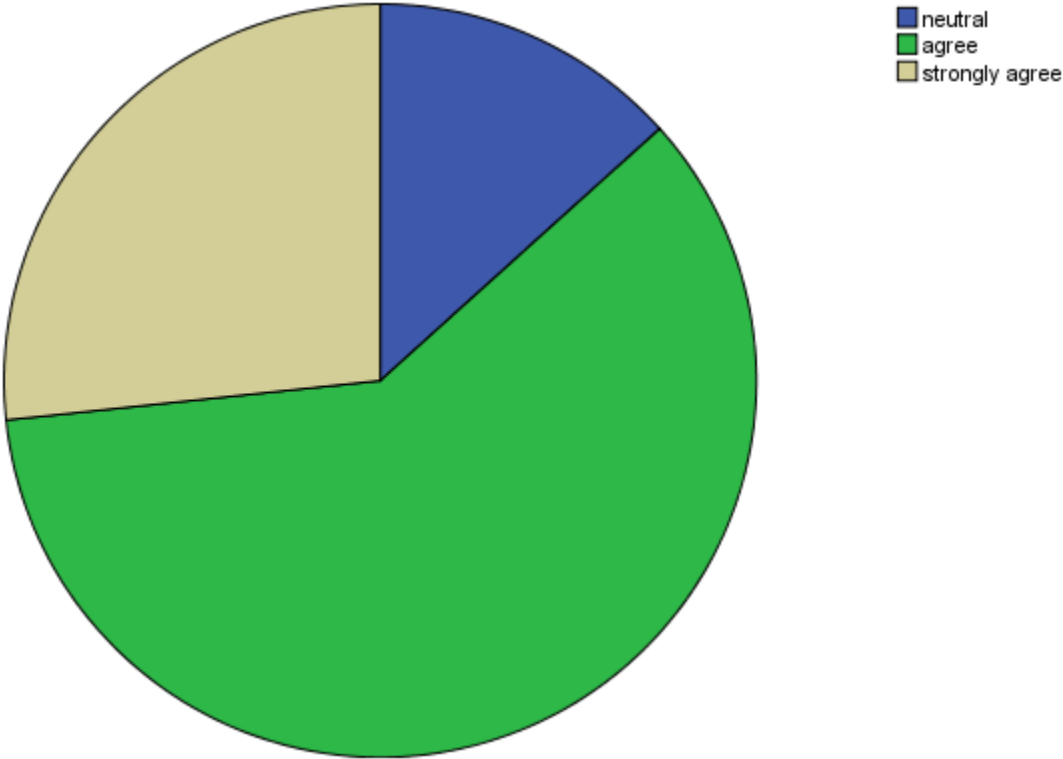
| The curriculum is relevant for the solution of local problems | | | | | |
|---|----------------|-----------|---------|---------------|-----------------------|
| | | Frequency | Percent | Valid Percent | Cumulative Percent |
| Valid | disagree | 4 | 6.7 | 6.7 | 6.7 |
| | neutral | 20 | 33.3 | 33.3 | 40.0 |
| | agree | 28 | 46.7 | 46.7 | 86.7 |
| | strongly agree | 8 | 13.3 | 13.3 | 100.0 |
| | Total | 60 | 100.0 | 100.0 | |

a. subject of the respondent = ECONOMICS



| Need to include skill-based content in the current syllabus | | | | | |
|---|----------------|-----------|---------|---------------|--------------------|
| | | Frequency | Percent | Valid Percent | Cumulative Percent |
| Valid | neutral | 8 | 13.3 | 13.3 | 13.3 |
| | agree | 36 | 60.0 | 60.0 | 73.3 |
| | strongly agree | 16 | 26.7 | 26.7 | 100.0 |
| | Total | 60 | 100.0 | 100.0 | |

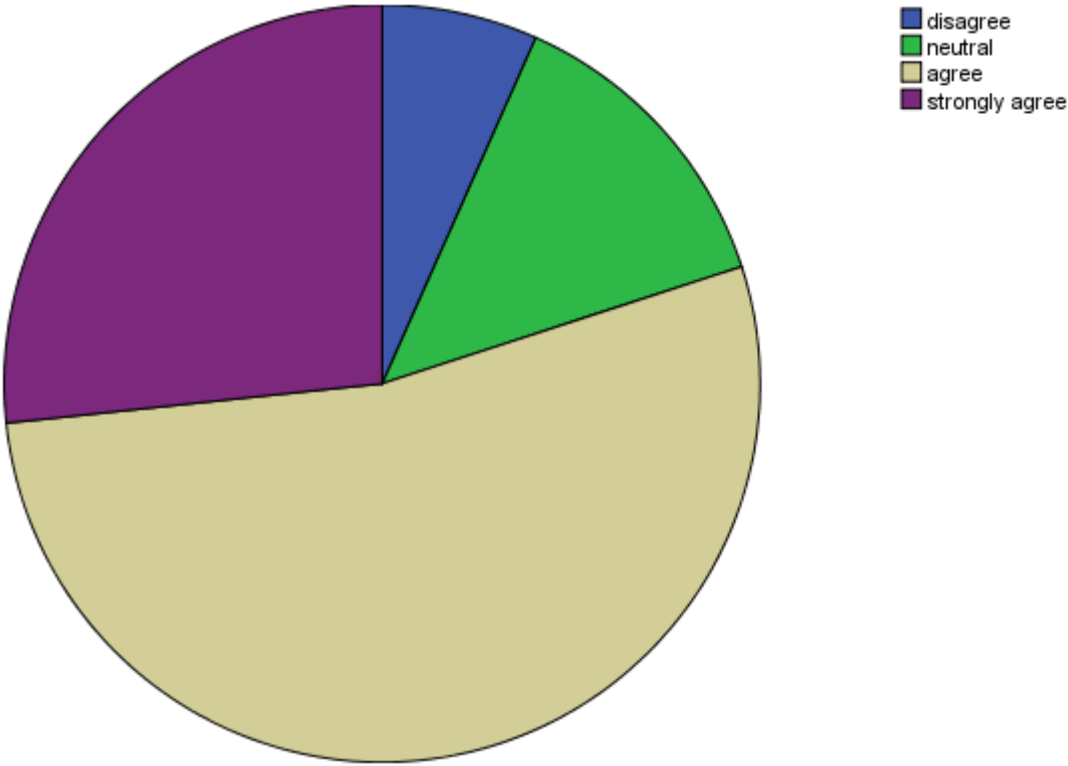
a. subject of the respondent = ECONOMICS



Syllabus creates interest to pursue post-graduation/research in a particular subject

| | | Frequency | Percent | Valid Percent | Cumulative Percent |
|-------|----------------|-----------|---------|---------------|-----------------------|
| Valid | disagree | 4 | 6.7 | 6.7 | 6.7 |
| | neutral | 8 | 13.3 | 13.3 | 20.0 |
| | agree | 32 | 53.3 | 53.3 | 73.3 |
| | strongly agree | 16 | 26.7 | 26.7 | 100.0 |
| | Total | 60 | 100.0 | 100.0 | |

a. subject of the respondent = ECONOMICS



Subject of the respondent = EDUCATION

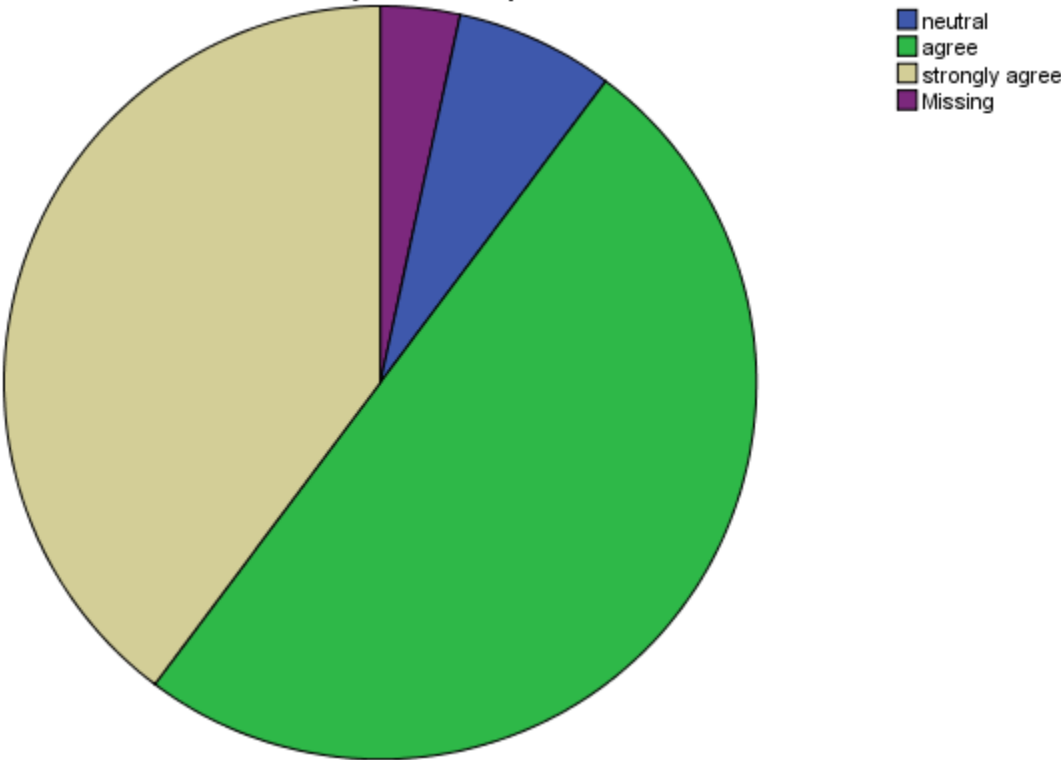
| Statistics | | | | | | | | | |
|------------|---------|---------------------------|--------------------------------|--|---|--|---|---|--|
| | | Curriculum updated enough | Curriculum content interesting | Curriculum fulfilling your expectation | Curriculum helping in developing your personality | Curriculum applicable in your daily life | The curriculum is relevant for the solution of local problems | Need to include skill-based content in the current syllabus | Syllabus creates interest to pursue post-graduation/research in a particular subject |
| N | Valid | 85 | 86 | 87 | 87 | 87 | 86 | 87 | 87 |
| | Missing | 3 | 2 | 1 | 1 | 1 | 2 | 1 | 1 |

a. subject of the respondent = EDUCATION

Frequency Table

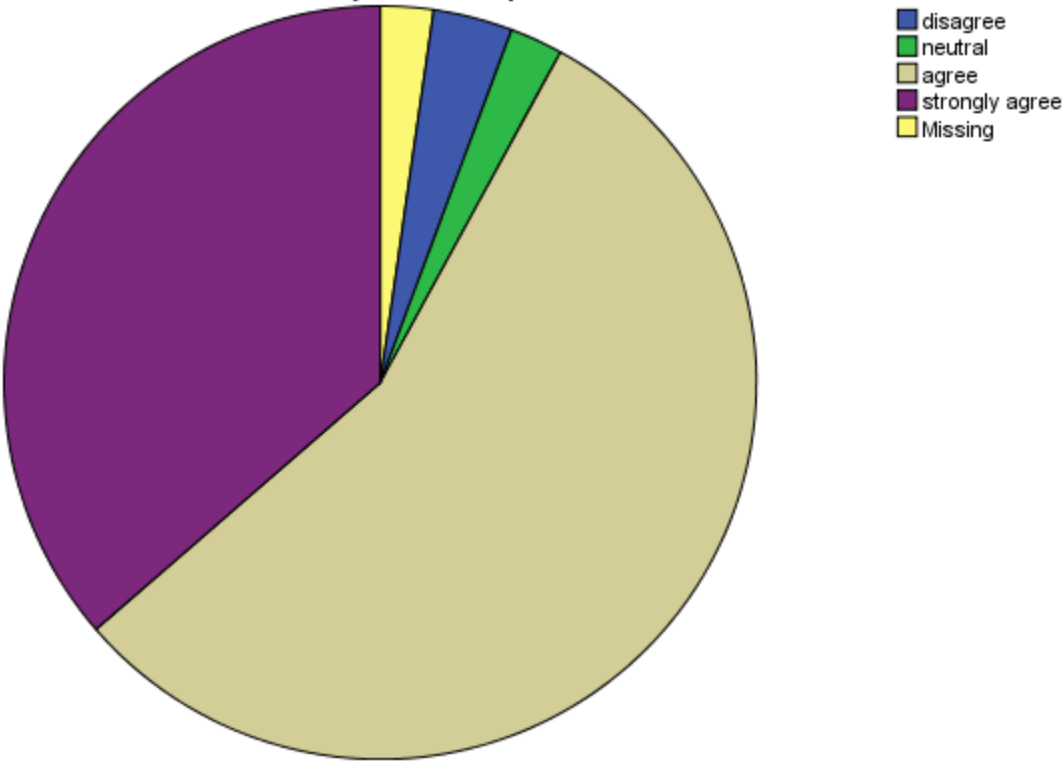
| Curriculum updated enough | | | | | |
|---------------------------|----------------|-----------|---------|---------------|--------------------|
| | | Frequency | Percent | Valid Percent | Cumulative Percent |
| Valid | neutral | 6 | 6.8 | 7.1 | 7.1 |
| | agree | 44 | 50.0 | 51.8 | 58.8 |
| | strongly agree | 35 | 39.8 | 41.2 | 100.0 |
| | Total | 85 | 96.6 | 100.0 | |
| Missing | 99 | 3 | 3.4 | | |
| Total | | 88 | 100.0 | | |

a. subject of the respondent = EDUCATION



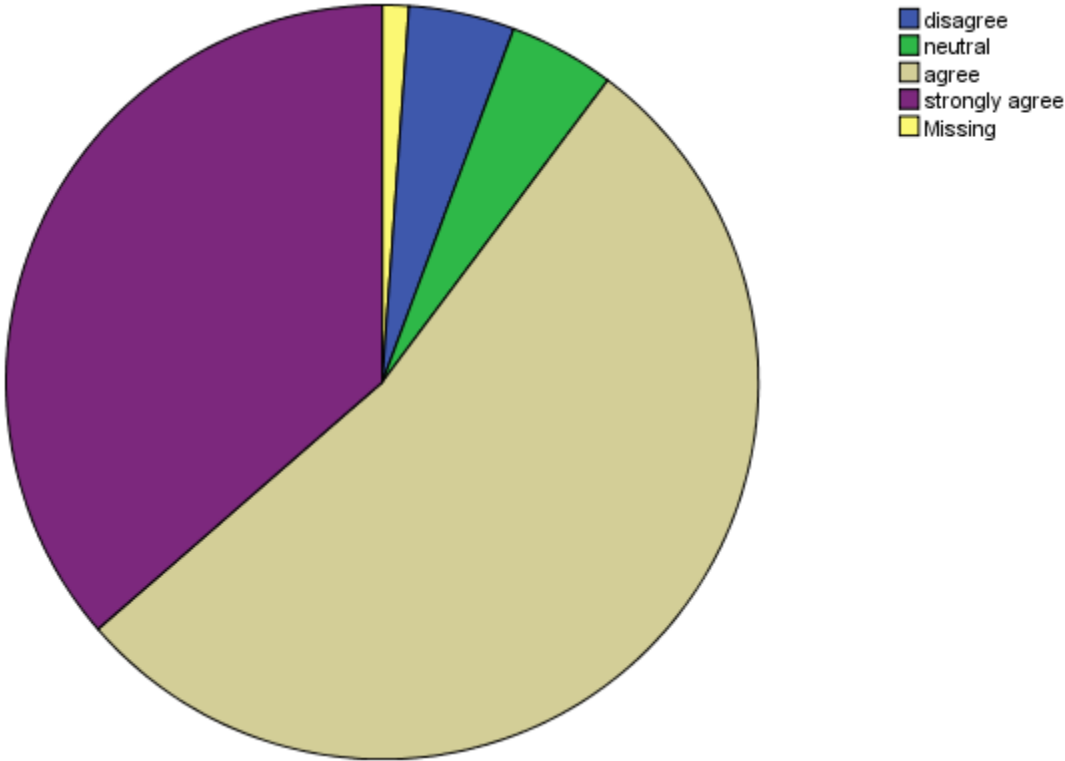
| Curriculum content interesting | | Frequency | Percent | Valid Percent | Cumulative Percent |
|--------------------------------|----------------|-----------|---------|---------------|--------------------|
| Valid | disagree | 3 | 3.4 | 3.5 | 3.5 |
| | neutral | 2 | 2.3 | 2.3 | 5.8 |
| | agree | 49 | 55.7 | 57.0 | 62.8 |
| | strongly agree | 32 | 36.4 | 37.2 | 100.0 |
| | Total | 86 | 97.7 | 100.0 | |
| Missing | 99 | 2 | 2.3 | | |
| Total | | 88 | 100.0 | | |

a. subject of the respondent = EDUCATION



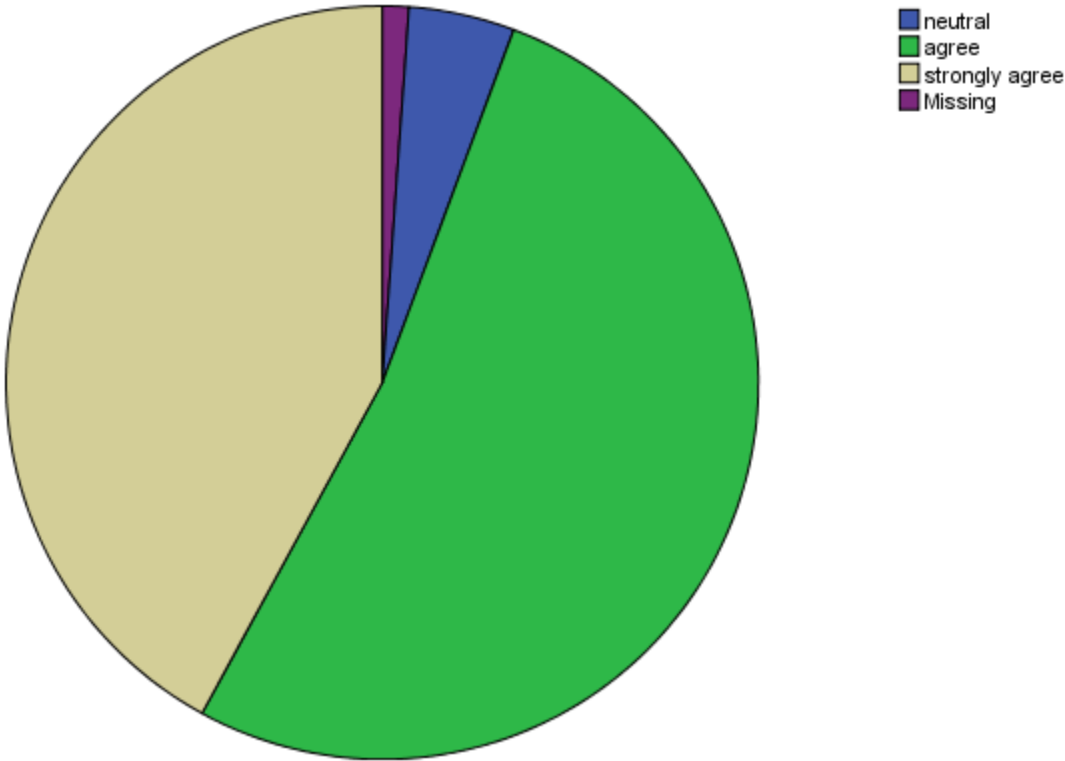
| Curriculum fulfilling your expectation | | Frequency | Percent | Valid Percent | Cumulative Percent |
|--|----------------|-----------|---------|---------------|--------------------|
| Valid | disagree | 4 | 4.5 | 4.6 | 4.6 |
| | neutral | 4 | 4.5 | 4.6 | 9.2 |
| | agree | 47 | 53.4 | 54.0 | 63.2 |
| | strongly agree | 32 | 36.4 | 36.8 | 100.0 |
| | Total | 87 | 98.9 | 100.0 | |
| Missing | 99 | 1 | 1.1 | | |
| Total | | 88 | 100.0 | | |

a. subject of the respondent = EDUCATION



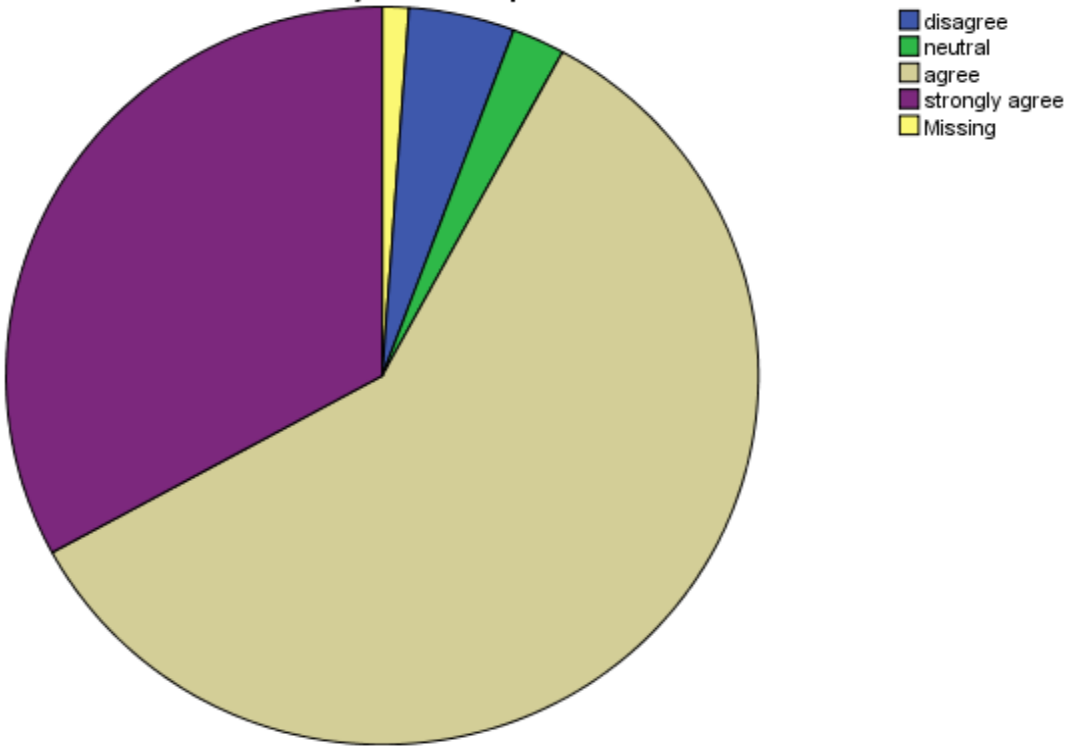
| Curriculum helping in developing your personality | | | | | |
|---|----------------|-----------|---------|---------------|--------------------|
| | | Frequency | Percent | Valid Percent | Cumulative Percent |
| Valid | neutral | 4 | 4.5 | 4.6 | 4.6 |
| | agree | 46 | 52.3 | 52.9 | 57.5 |
| | strongly agree | 37 | 42.0 | 42.5 | 100.0 |
| | Total | 87 | 98.9 | 100.0 | |
| Missing | 99 | 1 | 1.1 | | |
| Total | | 88 | 100.0 | | |

a. subject of the respondent = EDUCATION



| Curriculum applicable in your daily life | | | | | |
|--|----------------|-----------|---------|---------------|--------------------|
| | | Frequency | Percent | Valid Percent | Cumulative Percent |
| Valid | disagree | 4 | 4.5 | 4.6 | 4.6 |
| | neutral | 2 | 2.3 | 2.3 | 6.9 |
| | agree | 52 | 59.1 | 59.8 | 66.7 |
| | strongly agree | 29 | 33.0 | 33.3 | 100.0 |
| | Total | 87 | 98.9 | 100.0 | |
| Missing | 99 | 1 | 1.1 | | |
| Total | | 88 | 100.0 | | |

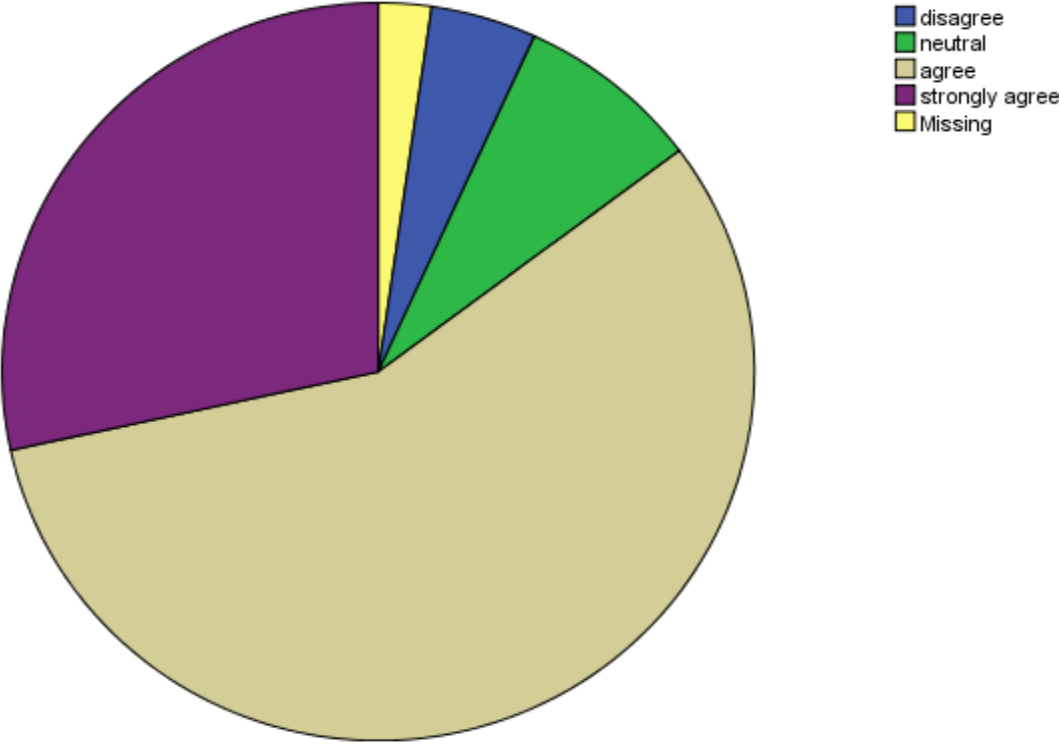
a. subject of the respondent = EDUCATION



The curriculum is relevant for the solution of local problems

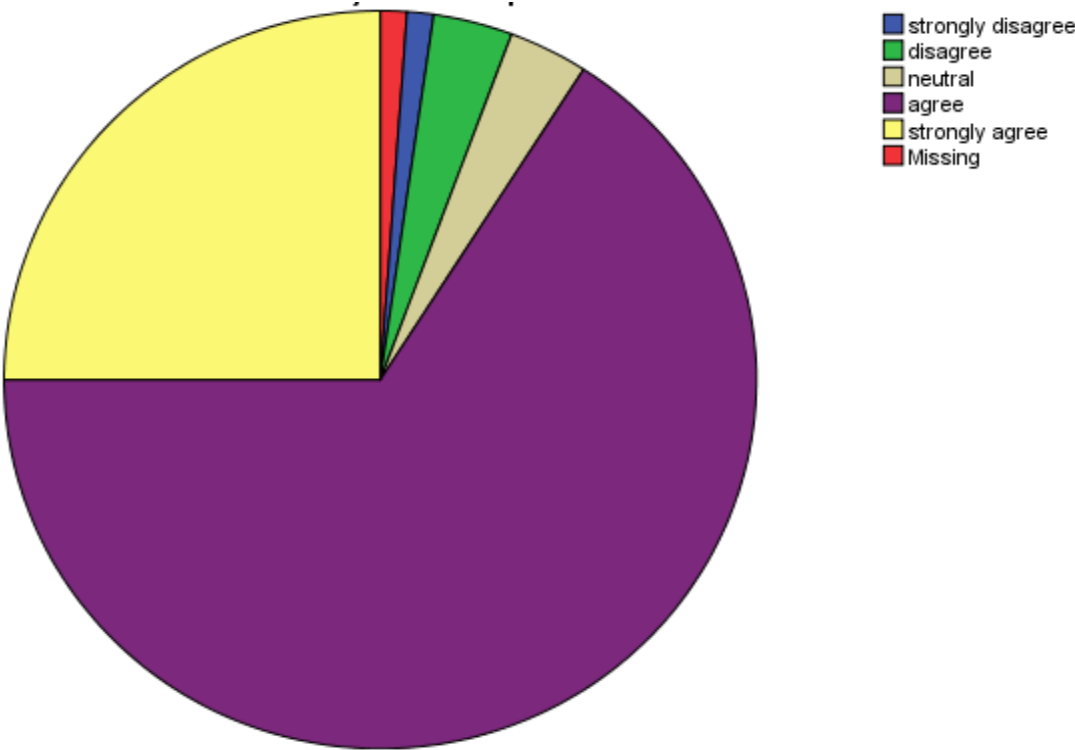
| | | Frequency | Percent | Valid Percent | Cumulative Percent |
|---------|----------------|-----------|---------|---------------|-----------------------|
| Valid | disagree | 4 | 4.5 | 4.7 | 4.7 |
| | neutral | 7 | 8.0 | 8.1 | 12.8 |
| | agree | 50 | 56.8 | 58.1 | 70.9 |
| | strongly agree | 25 | 28.4 | 29.1 | 100.0 |
| | Total | 86 | 97.7 | 100.0 | |
| Missing | 99 | 2 | 2.3 | | |
| Total | | 88 | 100.0 | | |

a. subject of the respondent = EDUCATION



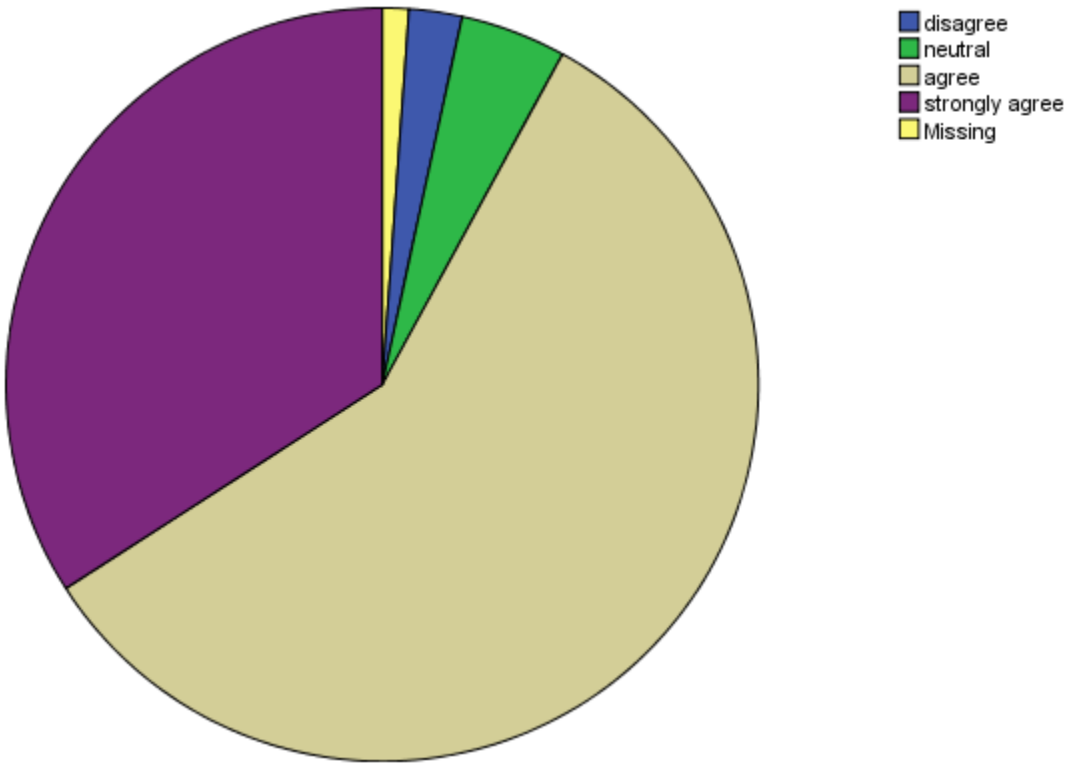
| Need to include skill-based content in the current syllabus | | | | | |
|---|-------------------|-----------|---------|---------------|--------------------|
| | | Frequency | Percent | Valid Percent | Cumulative Percent |
| Valid | strongly disagree | 1 | 1.1 | 1.1 | 1.1 |
| | disagree | 3 | 3.4 | 3.4 | 4.6 |
| | neutral | 3 | 3.4 | 3.4 | 8.0 |
| | agree | 58 | 65.9 | 66.7 | 74.7 |
| | strongly agree | 22 | 25.0 | 25.3 | 100.0 |
| | Total | 87 | 98.9 | 100.0 | |
| Missing | 99 | 1 | 1.1 | | |
| Total | | 88 | 100.0 | | |

a. subject of the respondent = EDUCATION



| Syllabus creates interest to pursue post-graduation/research in a particular subject | | | | | |
|--|----------------|-----------|---------|---------------|--------------------|
| | | Frequency | Percent | Valid Percent | Cumulative Percent |
| Valid | disagree | 2 | 2.3 | 2.3 | 2.3 |
| | neutral | 4 | 4.5 | 4.6 | 6.9 |
| | agree | 51 | 58.0 | 58.6 | 65.5 |
| | strongly agree | 30 | 34.1 | 34.5 | 100.0 |
| | Total | 87 | 98.9 | 100.0 | |
| Missing | 99 | 1 | 1.1 | | |
| Total | | 88 | 100.0 | | |

a. subject of the respondent = EDUCATION



Subject of the respondent = GEOGRAPHY

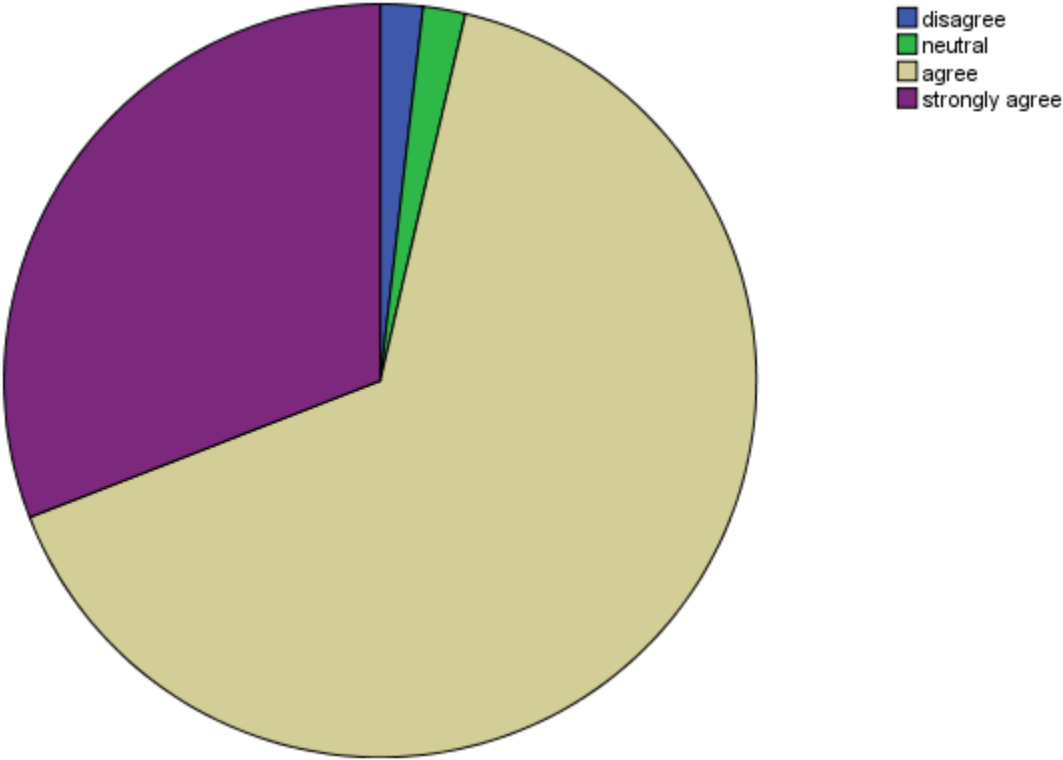
| Statistics | | | | | | | | | |
|------------|---------|---------------------------|--------------------------------|--|---|--|---|---|--|
| | | Curriculum updated enough | Curriculum content interesting | Curriculum fulfilling your expectation | Curriculum helping in developing your personality | Curriculum applicable in your daily life | The curriculum is relevant for the solution of local problems | Need to include skill-based content in the current syllabus | Syllabus creates interest to pursue post-graduation/research in a particular subject |
| N | Valid | 110 | 110 | 110 | 110 | 110 | 108 | 108 | 108 |
| | Missing | 0 | 0 | 0 | 0 | 0 | 2 | 2 | 2 |

a. subject of the respondent = GEOGRAPHY

Frequency Table

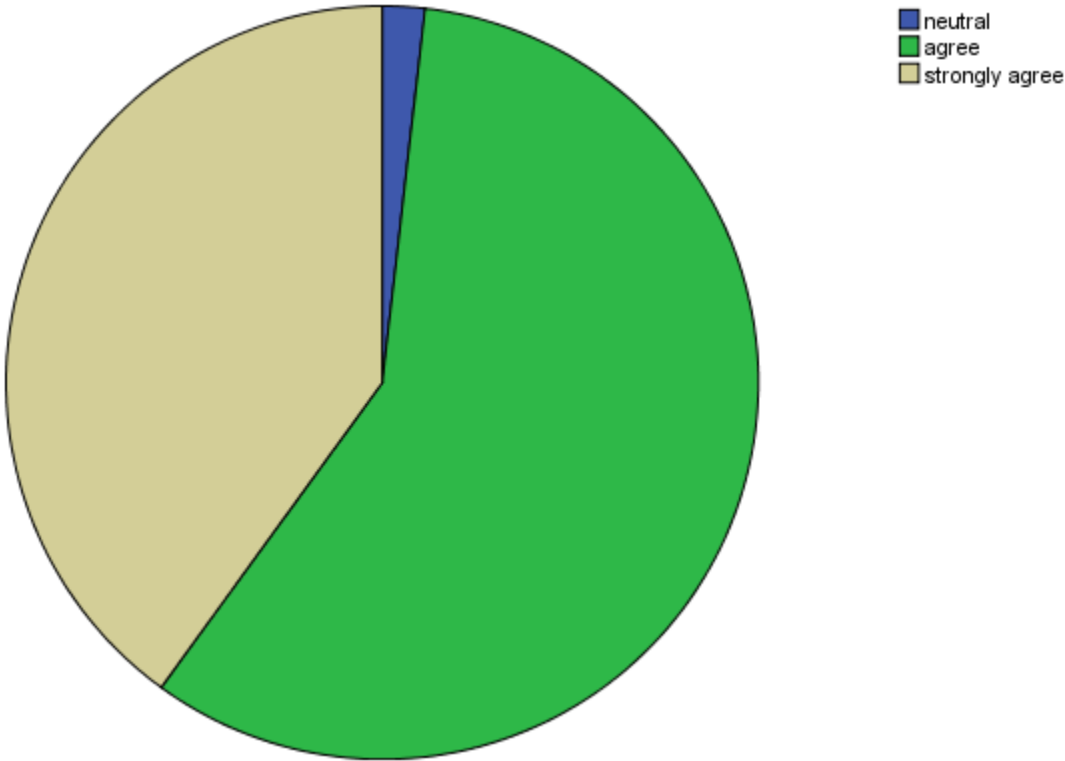
| Curriculum updated enough | | | | | |
|---------------------------|----------------|-----------|---------|---------------|--------------------|
| | | Frequency | Percent | Valid Percent | Cumulative Percent |
| Valid | disagree | 2 | 1.8 | 1.8 | 1.8 |
| | neutral | 2 | 1.8 | 1.8 | 3.6 |
| | agree | 72 | 65.5 | 65.5 | 69.1 |
| | strongly agree | 34 | 30.9 | 30.9 | 100.0 |
| | Total | 110 | 100.0 | 100.0 | |

a. subject of the respondent = GEOGRAPHY



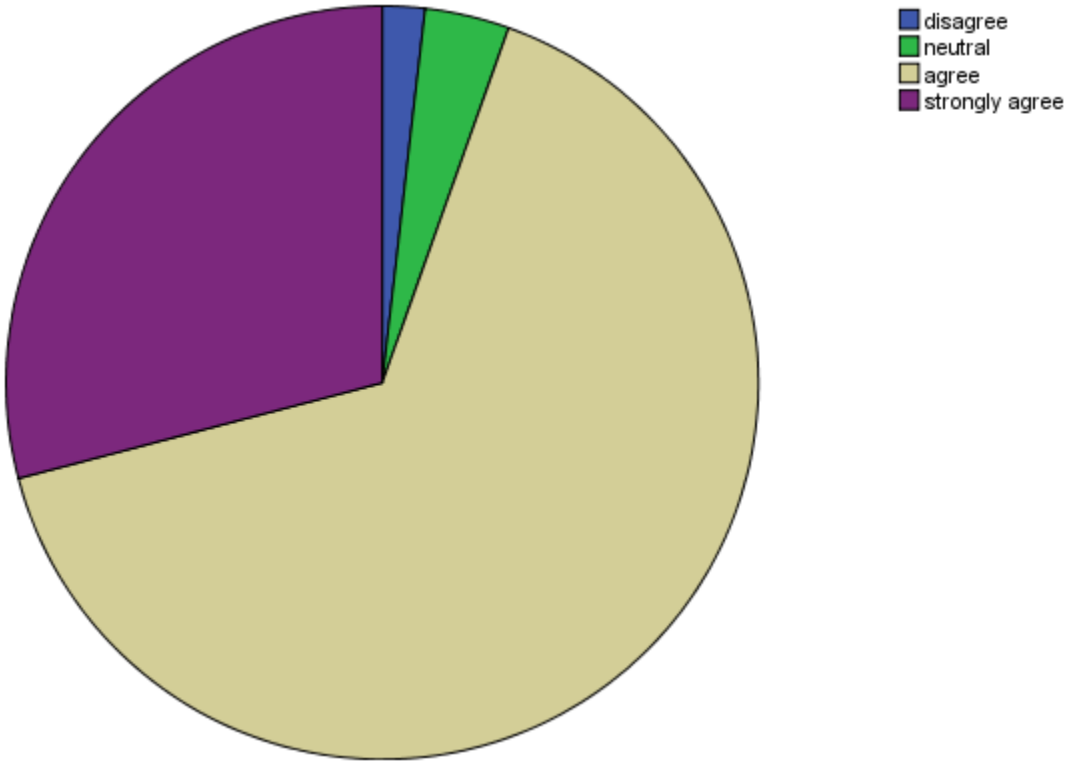
| Curriculum content interesting | | | | | |
|--------------------------------|----------------|-----------|---------|---------------|--------------------|
| | | Frequency | Percent | Valid Percent | Cumulative Percent |
| Valid | neutral | 2 | 1.8 | 1.8 | 1.8 |
| | agree | 64 | 58.2 | 58.2 | 60.0 |
| | strongly agree | 44 | 40.0 | 40.0 | 100.0 |
| | Total | 110 | 100.0 | 100.0 | |

a. subject of the respondent = GEOGRAPHY



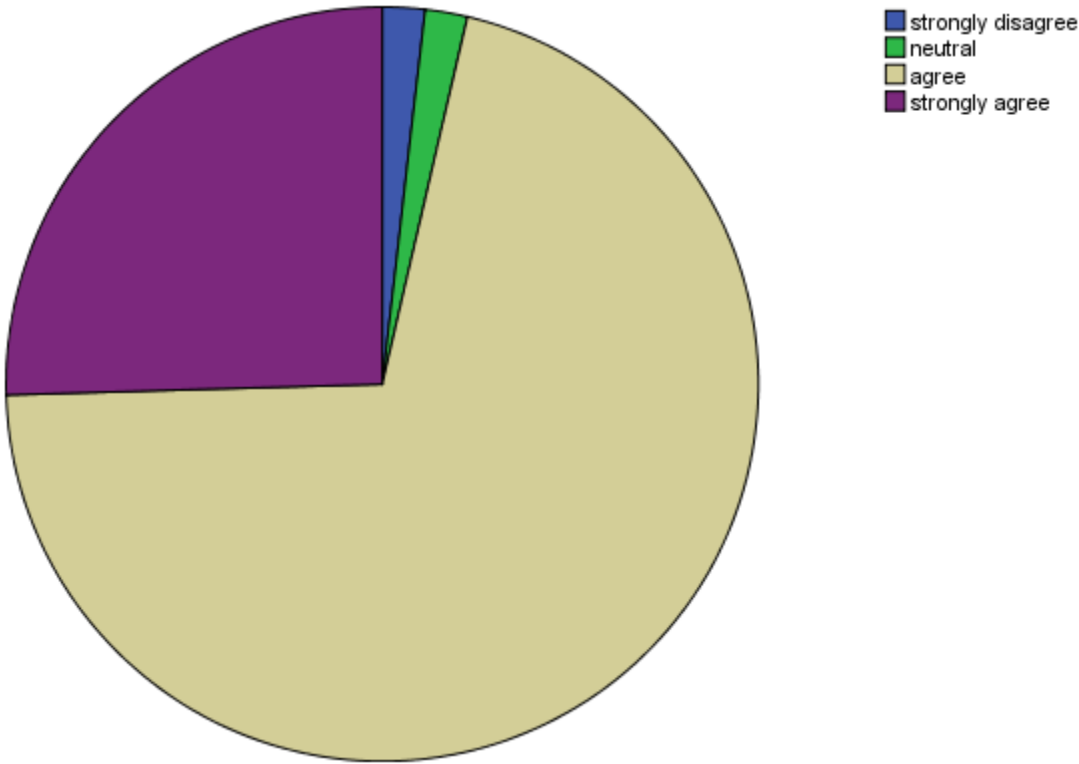
| Curriculum fulfilling your expectation | | | | | |
|--|----------------|-----------|---------|---------------|--------------------|
| | | Frequency | Percent | Valid Percent | Cumulative Percent |
| Valid | disagree | 2 | 1.8 | 1.8 | 1.8 |
| | neutral | 4 | 3.6 | 3.6 | 5.5 |
| | agree | 72 | 65.5 | 65.5 | 70.9 |
| | strongly agree | 32 | 29.1 | 29.1 | 100.0 |
| | Total | 110 | 100.0 | 100.0 | |

a. subject of the respondent = GEOGRAPHY



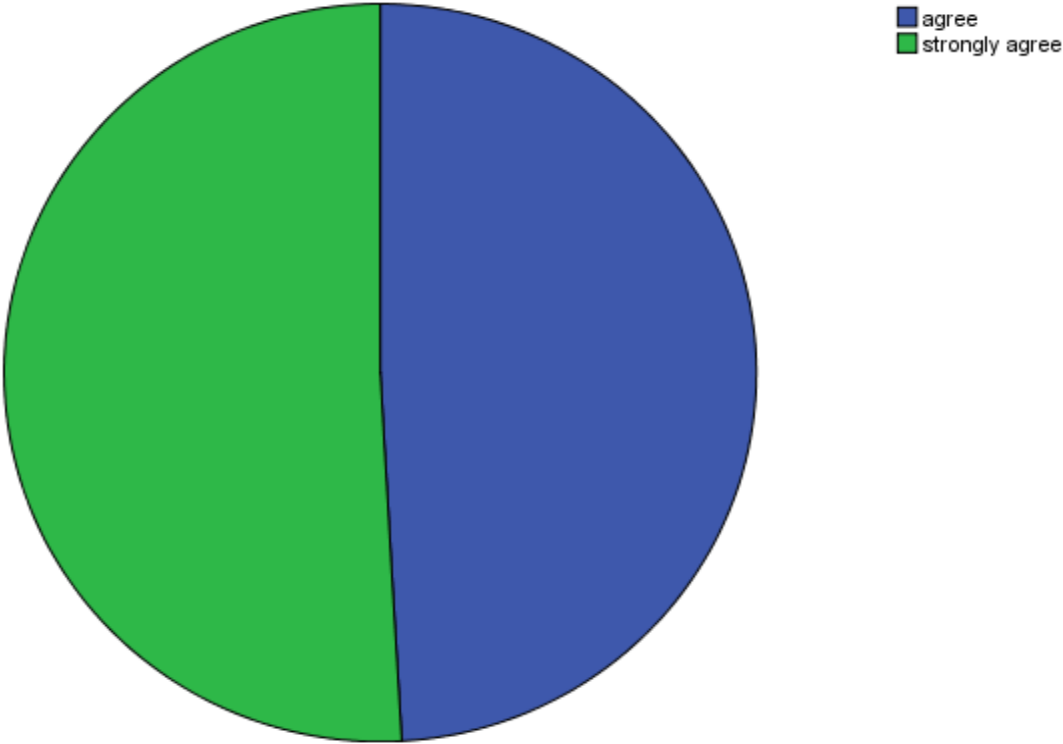
| Curriculum helping in developing your personality | | | | | |
|---|-------------------|-----------|---------|---------------|--------------------|
| | | Frequency | Percent | Valid Percent | Cumulative Percent |
| Valid | strongly disagree | 2 | 1.8 | 1.8 | 1.8 |
| | neutral | 2 | 1.8 | 1.8 | 3.6 |
| | agree | 78 | 70.9 | 70.9 | 74.5 |
| | strongly agree | 28 | 25.5 | 25.5 | 100.0 |
| | Total | 110 | 100.0 | 100.0 | |

a. subject of the respondent = GEOGRAPHY



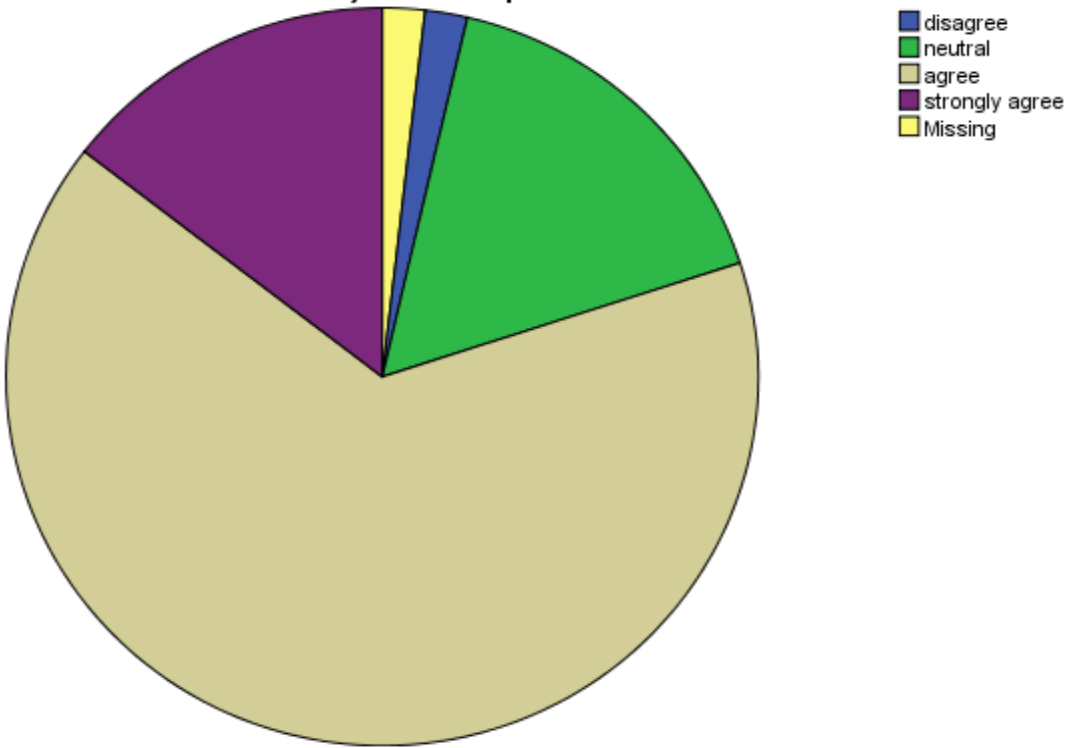
| Curriculum applicable in your daily life | | | | | |
|--|----------------|-----------|---------|---------------|--------------------|
| | | Frequency | Percent | Valid Percent | Cumulative Percent |
| Valid | agree | 54 | 49.1 | 49.1 | 49.1 |
| | strongly agree | 56 | 50.9 | 50.9 | 100.0 |
| | Total | 110 | 100.0 | 100.0 | |

a. subject of the respondent = GEOGRAPHY



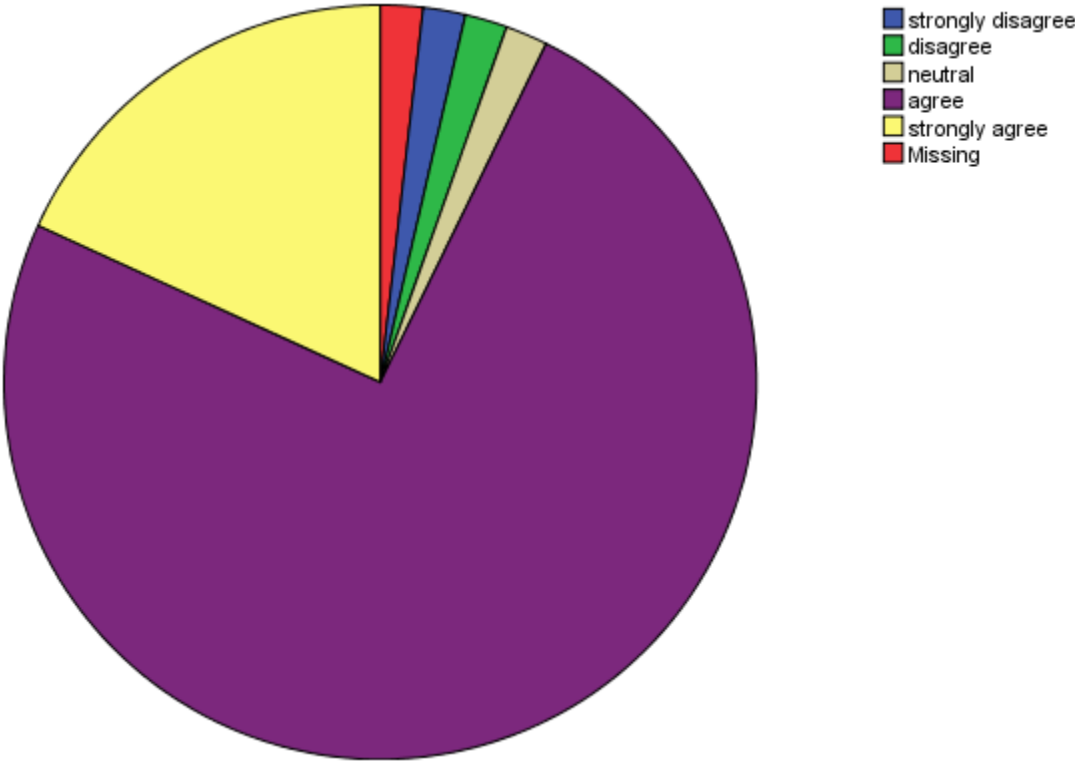
| The curriculum is relevant for the solution of local problems | | | | | |
|---|----------------|-----------|---------|---------------|--------------------|
| | | Frequency | Percent | Valid Percent | Cumulative Percent |
| Valid | disagree | 2 | 1.8 | 1.9 | 1.9 |
| | neutral | 18 | 16.4 | 16.7 | 18.5 |
| | agree | 72 | 65.5 | 66.7 | 85.2 |
| | strongly agree | 16 | 14.5 | 14.8 | 100.0 |
| | Total | 108 | 98.2 | 100.0 | |
| Missing | 99 | 2 | 1.8 | | |
| Total | | 110 | 100.0 | | |

a. subject of the respondent = GEOGRAPHY



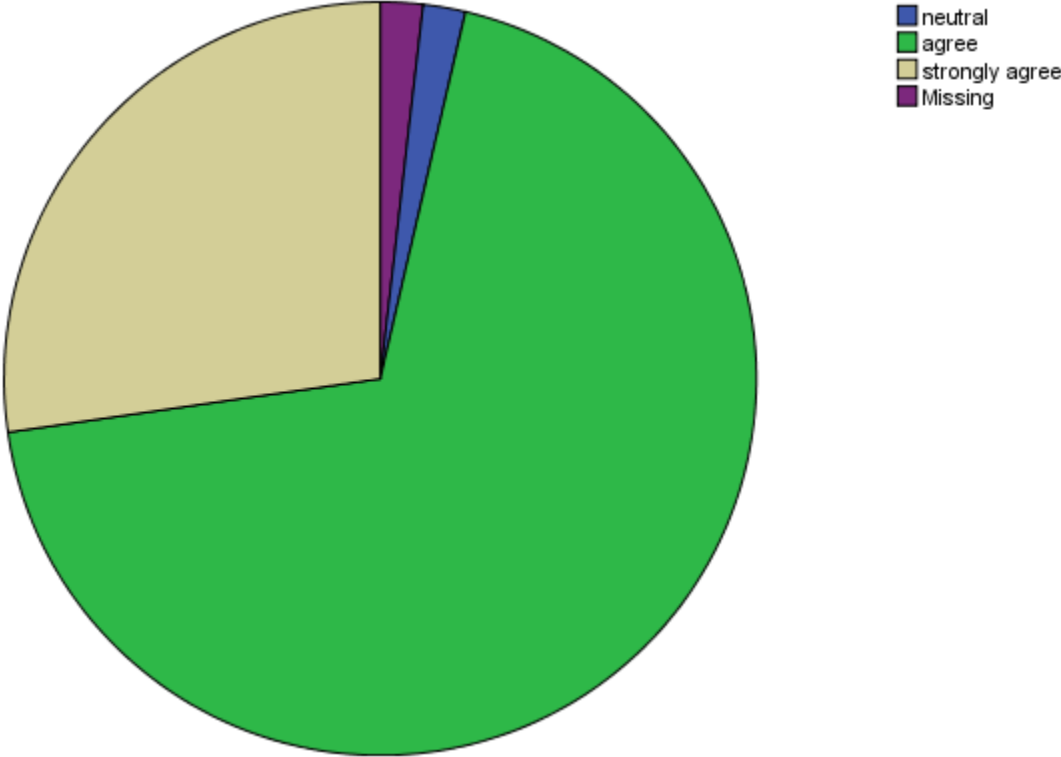
| Need to include skill-based content in the current syllabus | | | | | |
|---|-------------------|-----------|---------|---------------|--------------------|
| | | Frequency | Percent | Valid Percent | Cumulative Percent |
| Valid | strongly disagree | 2 | 1.8 | 1.9 | 1.9 |
| | disagree | 2 | 1.8 | 1.9 | 3.7 |
| | neutral | 2 | 1.8 | 1.9 | 5.6 |
| | agree | 82 | 74.5 | 75.9 | 81.5 |
| | strongly agree | 20 | 18.2 | 18.5 | 100.0 |
| | Total | 108 | 98.2 | 100.0 | |
| Missing | 99 | 2 | 1.8 | | |
| Total | | 110 | 100.0 | | |

a. subject of the respondent = GEOGRAPHY



| Syllabus creates interest to pursue post-graduation/research in a particular subject | | | | | |
|--|----------------|-----------|---------|---------------|--------------------|
| | | Frequency | Percent | Valid Percent | Cumulative Percent |
| Valid | neutral | 2 | 1.8 | 1.9 | 1.9 |
| | agree | 76 | 69.1 | 70.4 | 72.2 |
| | strongly agree | 30 | 27.3 | 27.8 | 100.0 |
| | Total | 108 | 98.2 | 100.0 | |
| Missing | 99 | 2 | 1.8 | | |
| Total | | 110 | 100.0 | | |

a. subject of the respondent = GEOGRAPHY



Subject of the respondent = HINDI

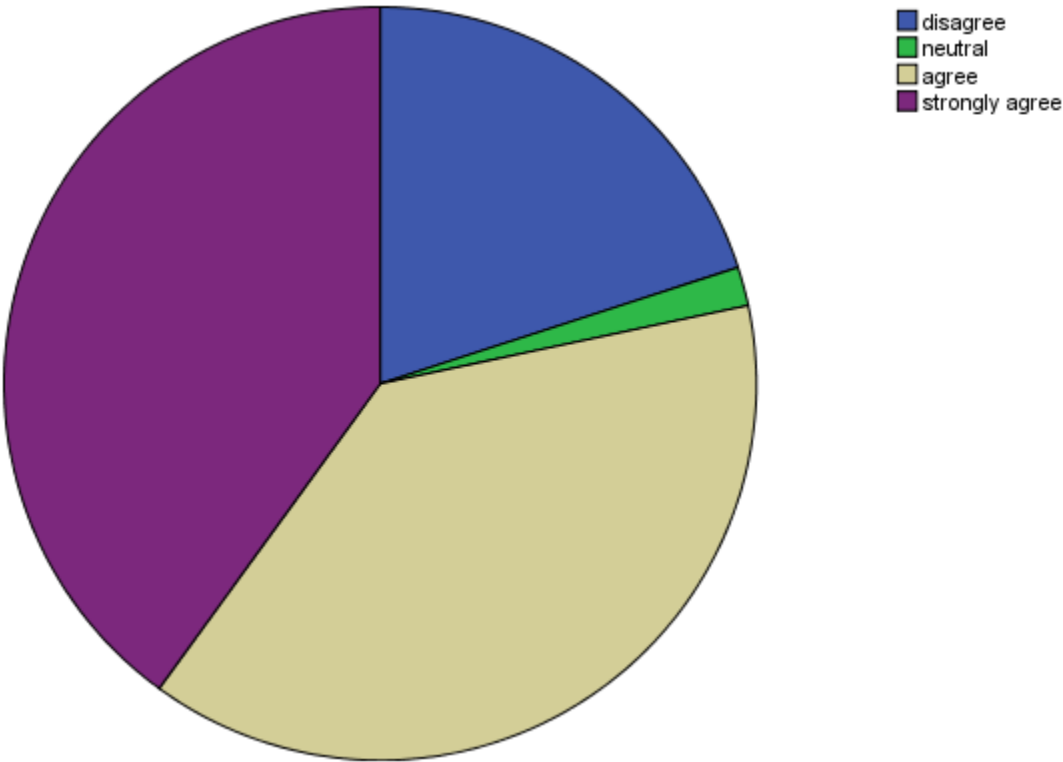
| Statistics | | | | | | | | | |
|------------|---------|---------------------------|--------------------------------|--|---|--|---|---|--|
| | | Curriculum updated enough | Curriculum content interesting | Curriculum fulfilling your expectation | Curriculum helping in developing your personality | Curriculum applicable in your daily life | The curriculum is relevant for the solution of local problems | Need to include skill-based content in the current syllabus | Syllabus creates interest to pursue post-graduation/research in a particular subject |
| N | Valid | 120 | 118 | 118 | 120 | 120 | 120 | 118 | 118 |
| | Missing | 0 | 2 | 2 | 0 | 0 | 0 | 2 | 2 |

a. subject of the respondent = HINDI

Frequency Table

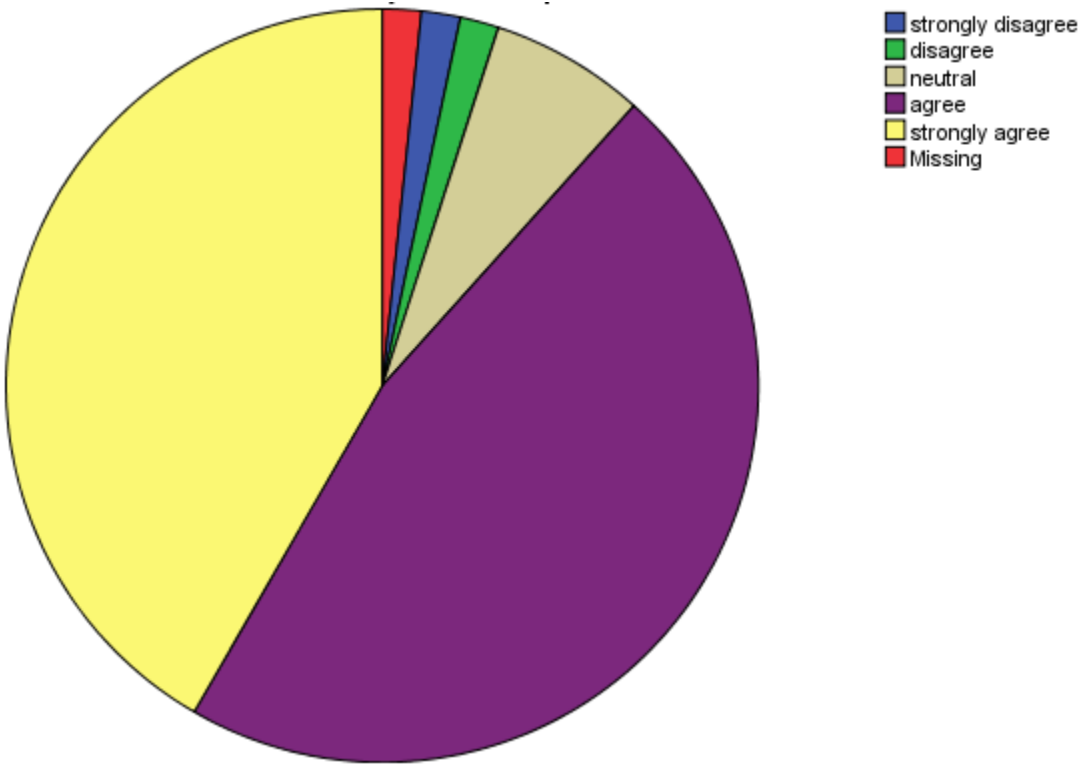
| Curriculum updated enough | | | | | |
|---------------------------|----------------|-----------|---------|---------------|--------------------|
| | | Frequency | Percent | Valid Percent | Cumulative Percent |
| Valid | disagree | 24 | 20.0 | 20.0 | 20.0 |
| | neutral | 2 | 1.7 | 1.7 | 21.7 |
| | agree | 46 | 38.3 | 38.3 | 60.0 |
| | strongly agree | 48 | 40.0 | 40.0 | 100.0 |
| | Total | 120 | 100.0 | 100.0 | |

a. subject of the respondent = HINDI



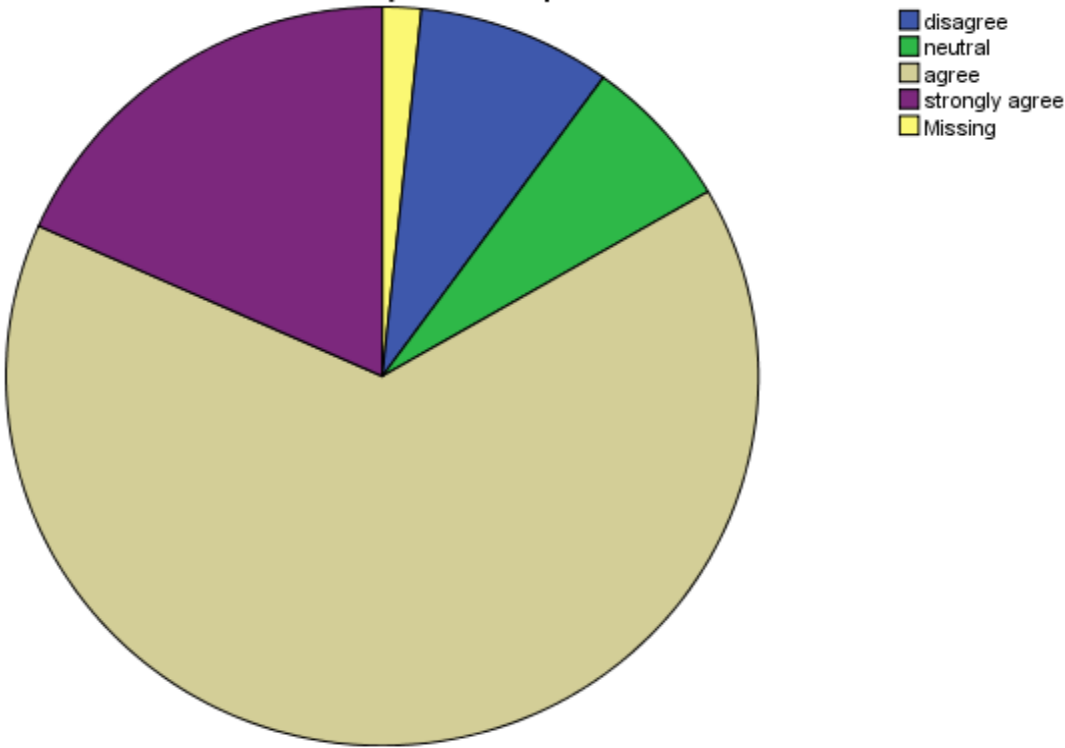
| Curriculum content interesting | | | | | |
|--------------------------------|-------------------|-----------|---------|---------------|--------------------|
| | | Frequency | Percent | Valid Percent | Cumulative Percent |
| Valid | strongly disagree | 2 | 1.7 | 1.7 | 1.7 |
| | disagree | 2 | 1.7 | 1.7 | 3.4 |
| | neutral | 8 | 6.7 | 6.8 | 10.2 |
| | agree | 56 | 46.7 | 47.5 | 57.6 |
| | strongly agree | 50 | 41.7 | 42.4 | 100.0 |
| | Total | 118 | 98.3 | 100.0 | |
| Missing | 99 | 2 | 1.7 | | |
| Total | | 120 | 100.0 | | |

a. subject of the respondent = HINDI



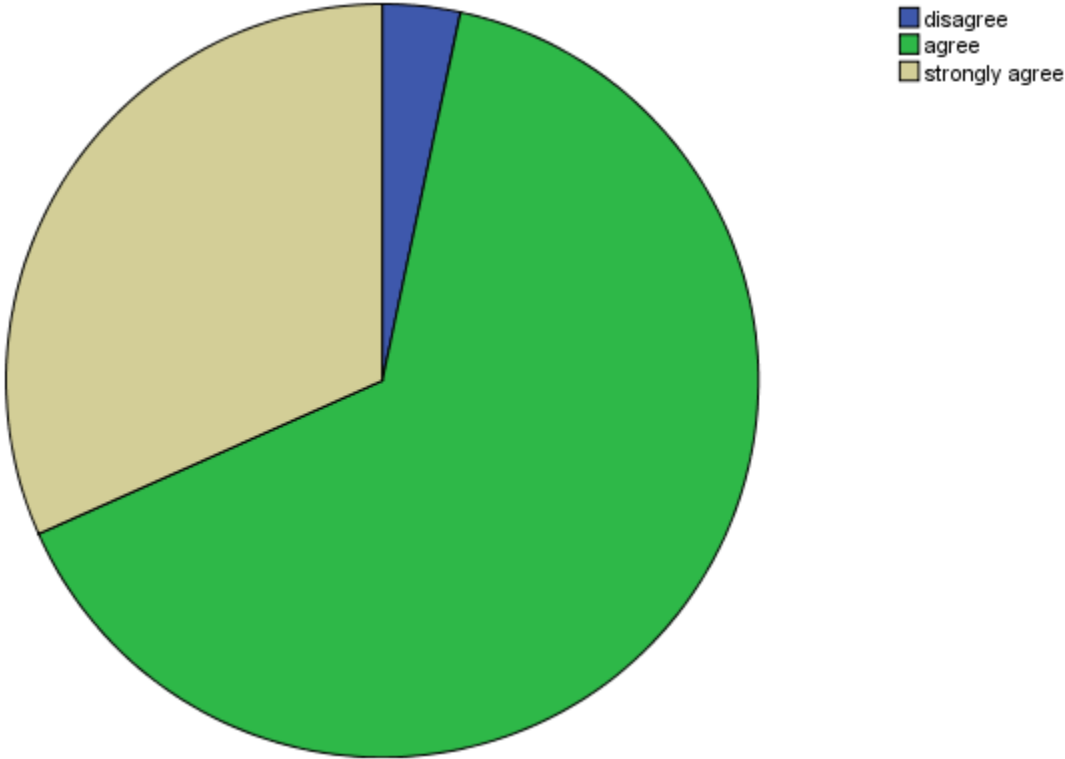
| Curriculum fulfilling your expectation | | | | | |
|--|----------------|-----------|---------|---------------|--------------------|
| | | Frequency | Percent | Valid Percent | Cumulative Percent |
| Valid | disagree | 10 | 8.3 | 8.5 | 8.5 |
| | neutral | 8 | 6.7 | 6.8 | 15.3 |
| | agree | 78 | 65.0 | 66.1 | 81.4 |
| | strongly agree | 22 | 18.3 | 18.6 | 100.0 |
| | Total | 118 | 98.3 | 100.0 | |
| Missing | 99 | 2 | 1.7 | | |
| Total | | 120 | 100.0 | | |

a. subject of the respondent = HINDI



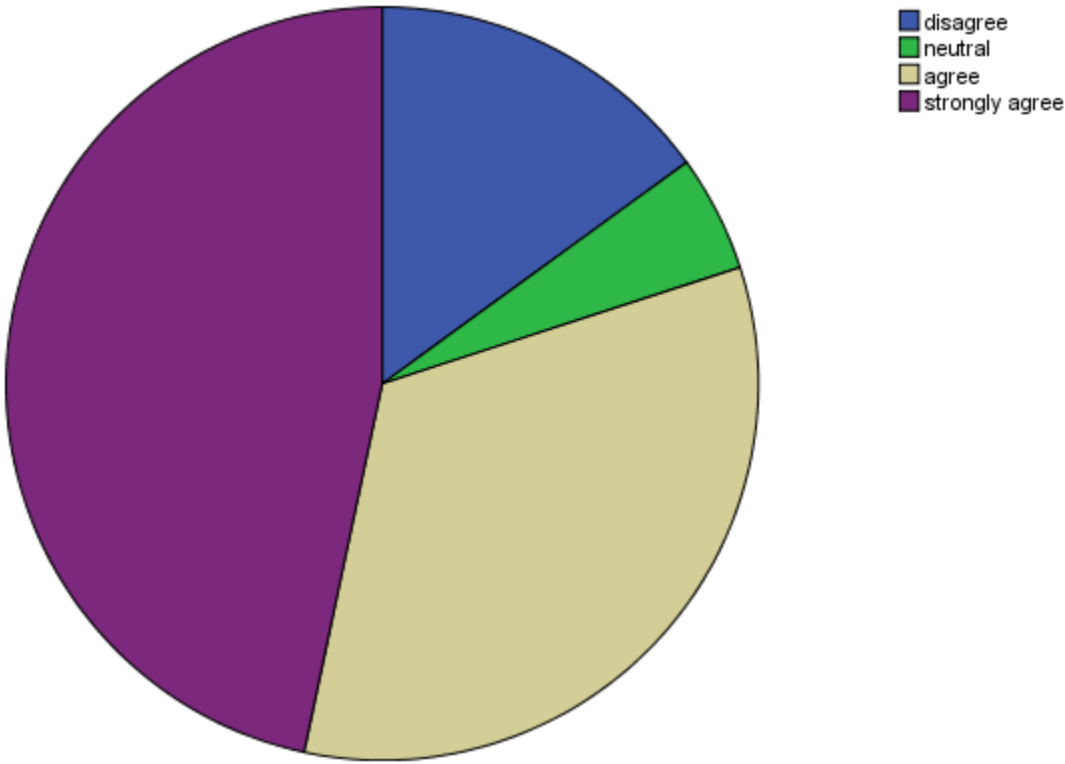
| Curriculum helping in developing your personality | | | | |
|---|----------------|-----------|---------|--------------------|
| | | Frequency | Percent | Cumulative Percent |
| Valid | disagree | 4 | 3.3 | 3.3 |
| | agree | 78 | 65.0 | 68.3 |
| | strongly agree | 38 | 31.7 | 100.0 |
| | Total | 120 | 100.0 | |

a. subject of the respondent = HINDI



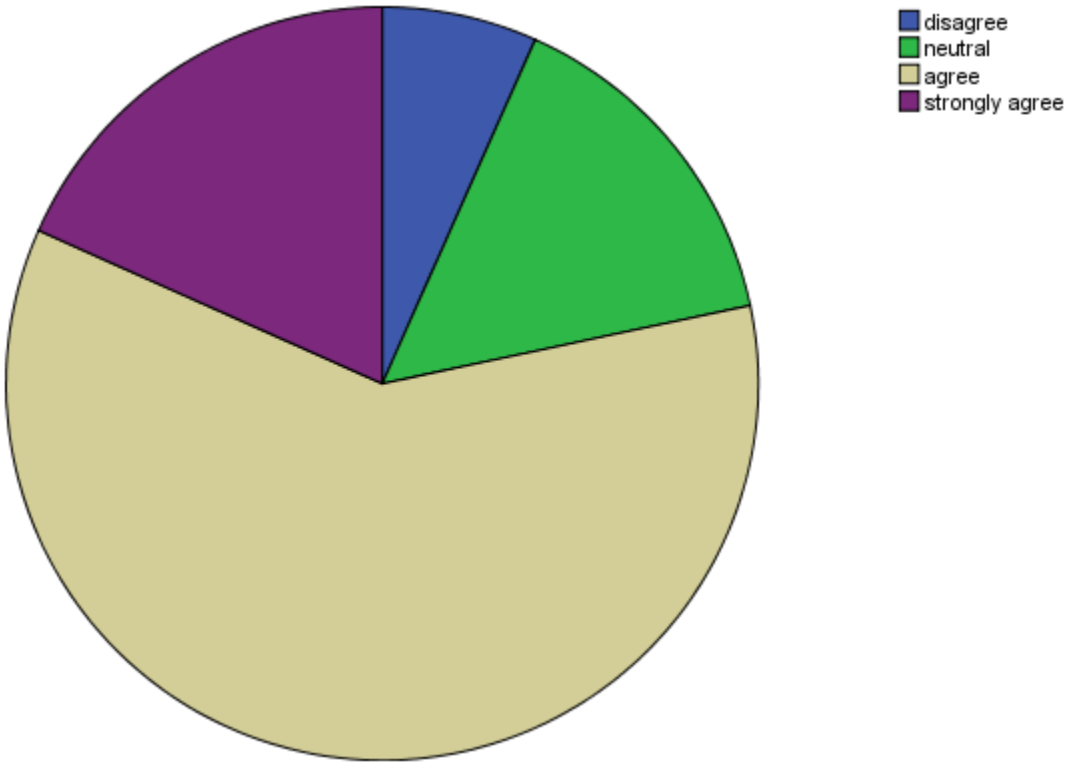
| Curriculum applicable in your daily life | | | | | |
|--|----------------|-----------|---------|---------------|-----------------------|
| | | Frequency | Percent | Valid Percent | Cumulative Percent |
| Valid | disagree | 18 | 15.0 | 15.0 | 15.0 |
| | neutral | 6 | 5.0 | 5.0 | 20.0 |
| | agree | 40 | 33.3 | 33.3 | 53.3 |
| | strongly agree | 56 | 46.7 | 46.7 | 100.0 |
| | Total | 120 | 100.0 | 100.0 | |

a. subject of the respondent = HINDI



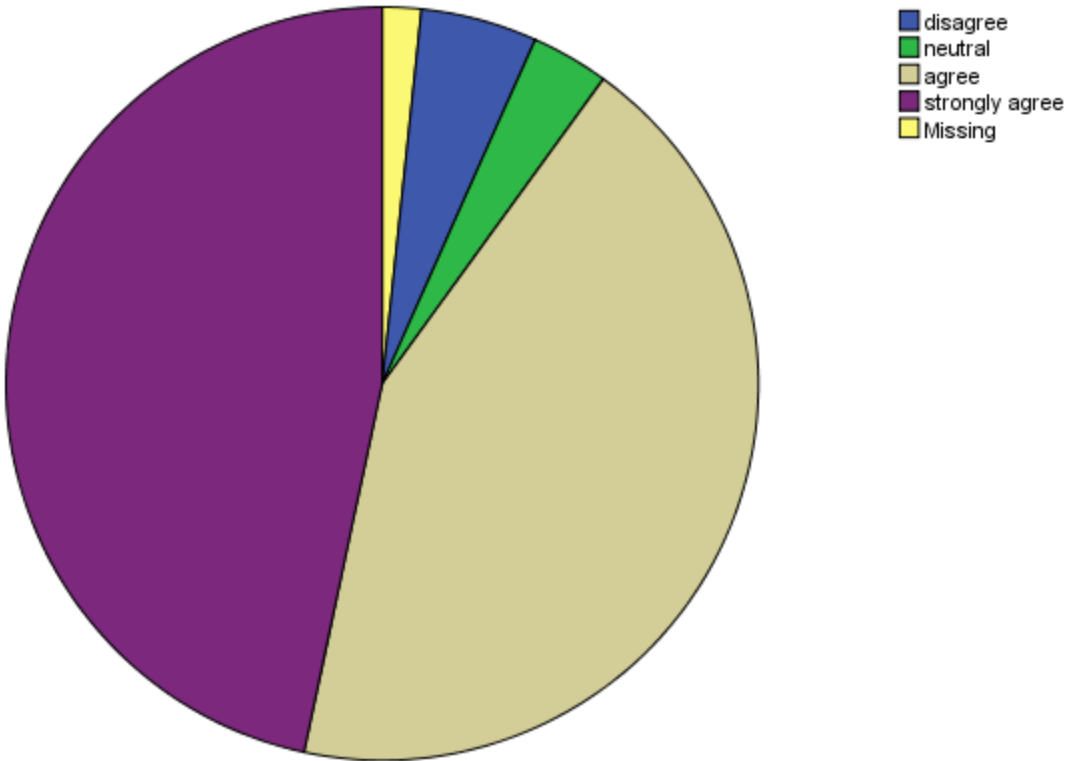
| The curriculum is relevant for the solution of local problems | | | | | |
|---|----------------|-----------|---------|---------------|--------------------|
| | | Frequency | Percent | Valid Percent | Cumulative Percent |
| Valid | disagree | 8 | 6.7 | 6.7 | 6.7 |
| | neutral | 18 | 15.0 | 15.0 | 21.7 |
| | agree | 72 | 60.0 | 60.0 | 81.7 |
| | strongly agree | 22 | 18.3 | 18.3 | 100.0 |
| | Total | 120 | 100.0 | 100.0 | |

a. subject of the respondent = HINDI



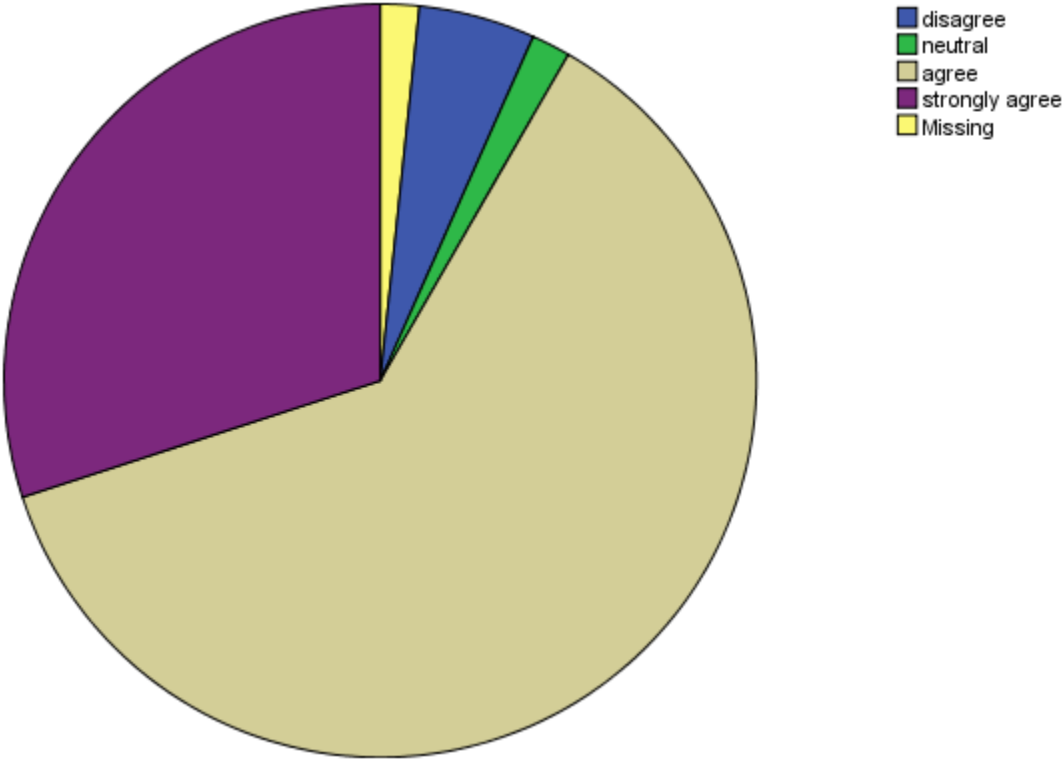
| Need to include skill-based content in the current syllabus | | Frequency | Percent | Valid Percent | Cumulative Percent |
|---|----------------|-----------|---------|---------------|--------------------|
| Valid | disagree | 6 | 5.0 | 5.1 | 5.1 |
| | neutral | 4 | 3.3 | 3.4 | 8.5 |
| | agree | 52 | 43.3 | 44.1 | 52.5 |
| | strongly agree | 56 | 46.7 | 47.5 | 100.0 |
| | Total | 118 | 98.3 | 100.0 | |
| Missing | 99 | 2 | 1.7 | | |
| Total | | 120 | 100.0 | | |

a. subject of the respondent = HINDI



| Syllabus creates interest to pursue post-graduation/research in a particular subject | | | | | |
|--|----------------|-----------|---------|---------------|--------------------|
| | | Frequency | Percent | Valid Percent | Cumulative Percent |
| Valid | disagree | 6 | 5.0 | 5.1 | 5.1 |
| | neutral | 2 | 1.7 | 1.7 | 6.8 |
| | agree | 74 | 61.7 | 62.7 | 69.5 |
| | strongly agree | 36 | 30.0 | 30.5 | 100.0 |
| | Total | 118 | 98.3 | 100.0 | |
| Missing | 99 | 2 | 1.7 | | |
| Total | | 120 | 100.0 | | |

a. subject of the respondent = HINDI



Subject of the respondent = MATHS

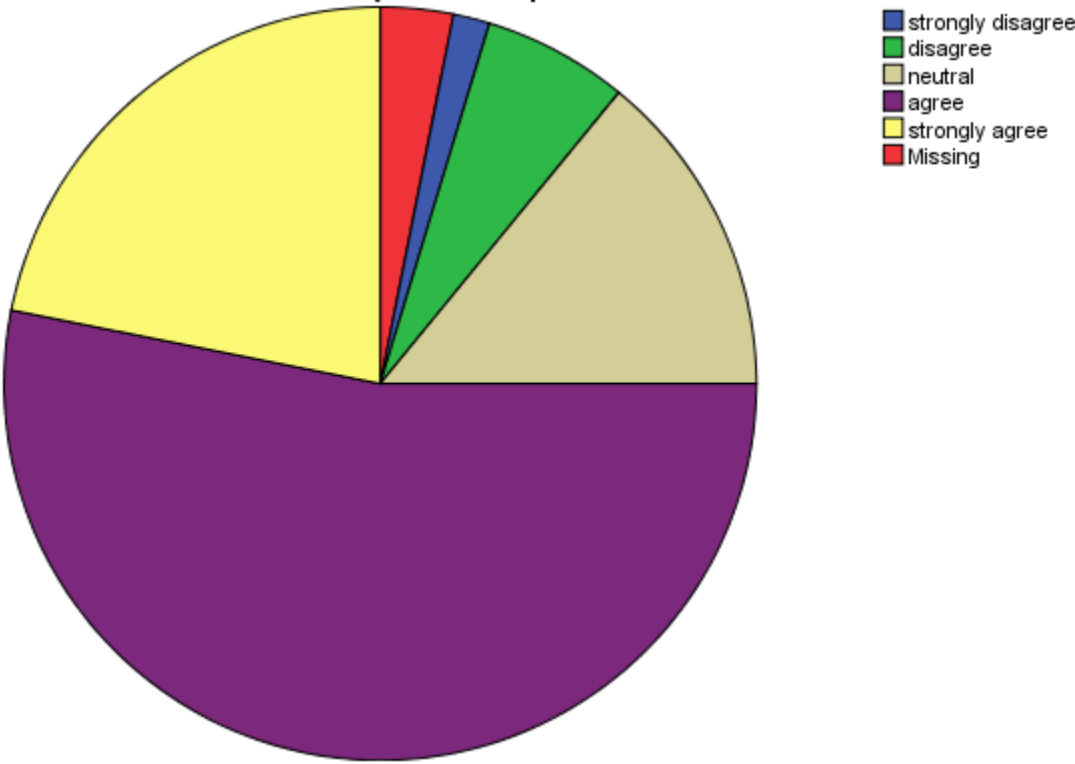
| Statistics | | | | | | | | | |
|------------|---------|---------------------------|--------------------------------|--|---|--|---|---|--|
| | | Curriculum updated enough | Curriculum content interesting | Curriculum fulfilling your expectation | Curriculum helping in developing your personality | Curriculum applicable in your daily life | The curriculum is relevant for the solution of local problems | Need to include skill-based content in the current syllabus | Syllabus creates interest to pursue post-graduation/research in a particular subject |
| N | Valid | 62 | 64 | 64 | 64 | 64 | 63 | 63 | 64 |
| | Missing | 2 | 0 | 0 | 0 | 0 | 1 | 1 | 0 |

a. subject of the respondent = MATHS

Frequency Table

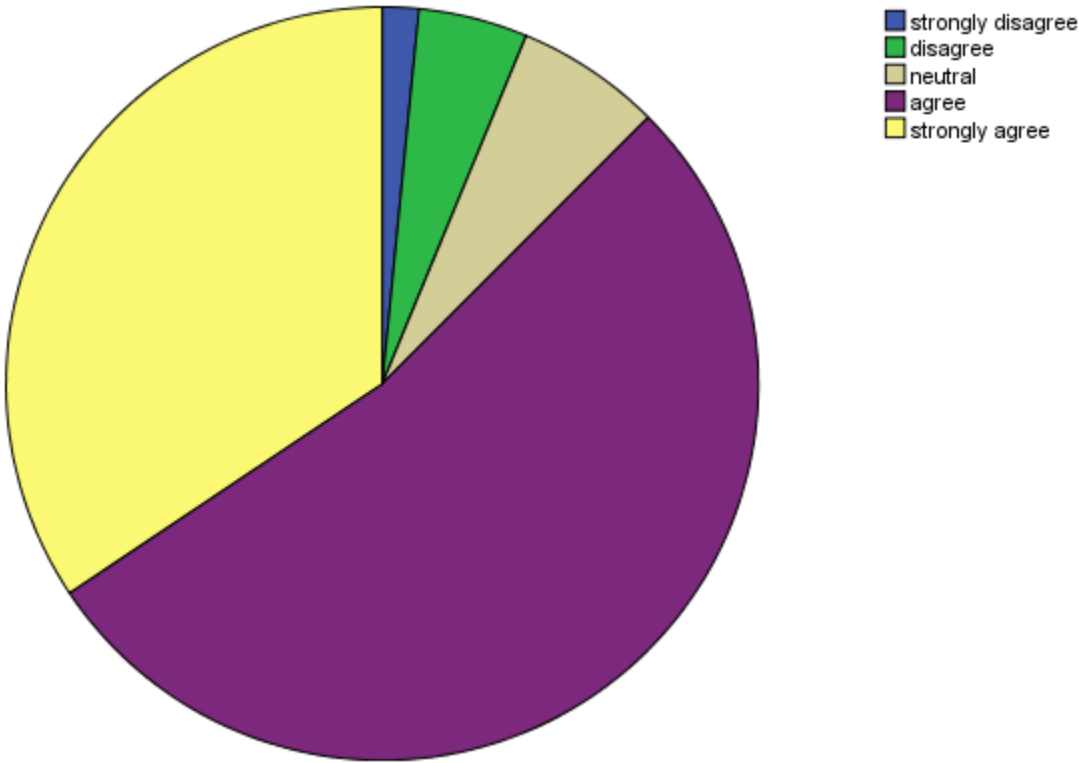
| Curriculum updated enough | | | | | |
|---------------------------|-------------------|-----------|---------|---------------|--------------------|
| | | Frequency | Percent | Valid Percent | Cumulative Percent |
| Valid | strongly disagree | 1 | 1.6 | 1.6 | 1.6 |
| | disagree | 4 | 6.2 | 6.5 | 8.1 |
| | neutral | 9 | 14.1 | 14.5 | 22.6 |
| | agree | 34 | 53.1 | 54.8 | 77.4 |
| | strongly agree | 14 | 21.9 | 22.6 | 100.0 |
| | Total | 62 | 96.9 | 100.0 | |
| Missing | 99 | 2 | 3.1 | | |
| Total | | 64 | 100.0 | | |

a. subject of the respondent = MATHS



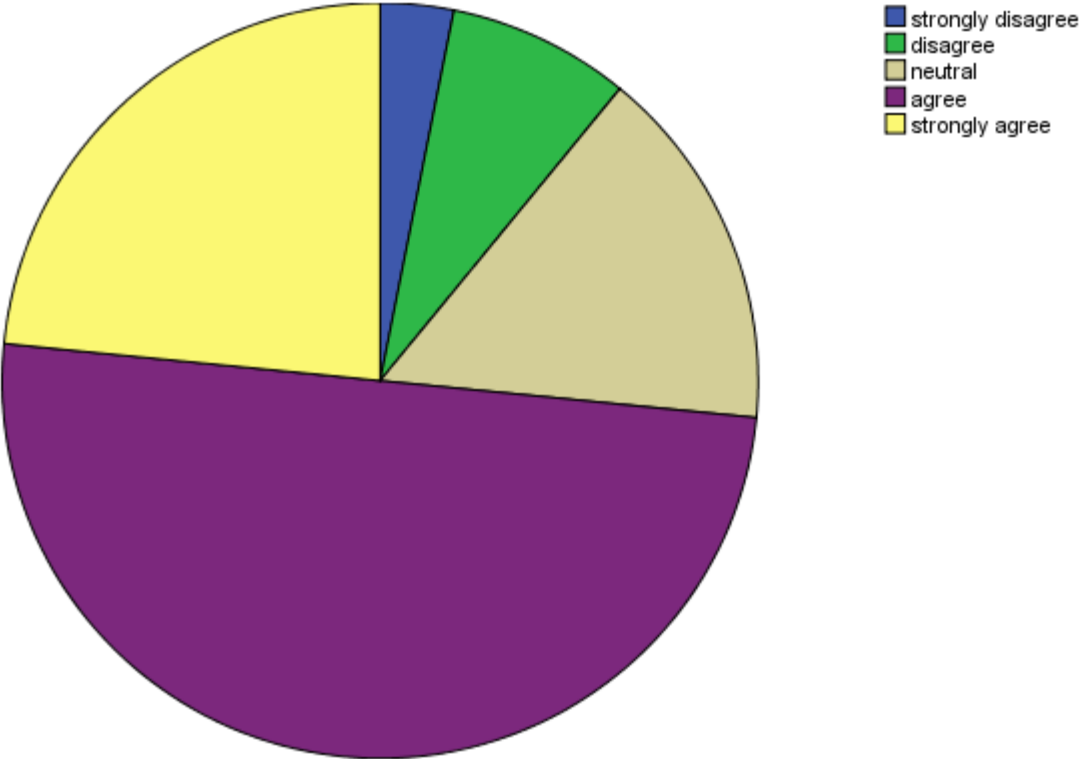
| Curriculum content interesting | | | | |
|--------------------------------|-------------------|-----------|---------|--------------------|
| | | Frequency | Percent | Cumulative Percent |
| Valid | strongly disagree | 1 | 1.6 | 1.6 |
| | disagree | 3 | 4.7 | 6.2 |
| | neutral | 4 | 6.2 | 12.5 |
| | agree | 34 | 53.1 | 65.6 |
| | strongly agree | 22 | 34.4 | 100.0 |
| | Total | 64 | 100.0 | 100.0 |

a. subject of the respondent = MATHS



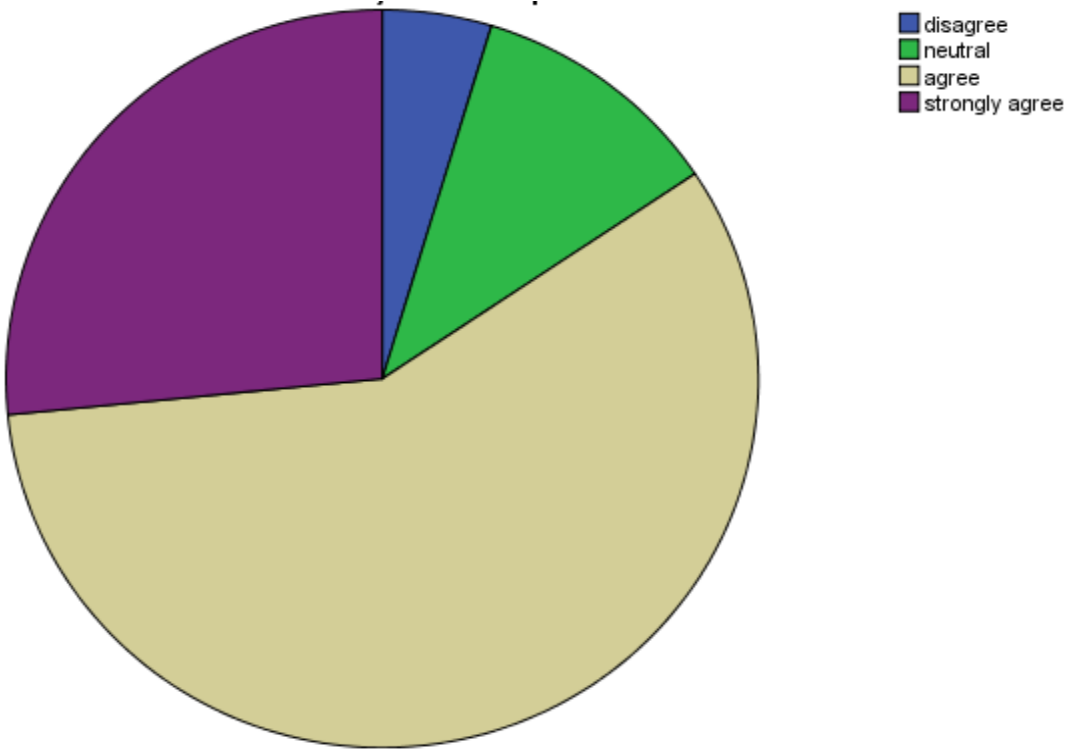
| Curriculum fulfilling your expectation | | | | | |
|--|-------------------|-----------|---------|---------------|-----------------------|
| | | Frequency | Percent | Valid Percent | Cumulative Percent |
| Valid | strongly disagree | 15 | 23.4 | 23.4 | 23.4 |
| | disagree | 32 | 50.0 | 50.0 | 73.4 |
| | neutral | 10 | 15.6 | 15.6 | 89.1 |
| | agree | 5 | 7.8 | 7.8 | 96.9 |
| | strongly agree | 2 | 3.1 | 3.1 | 100.0 |
| | Total | 64 | 100.0 | 100.0 | |

a. subject of the respondent = MATHS



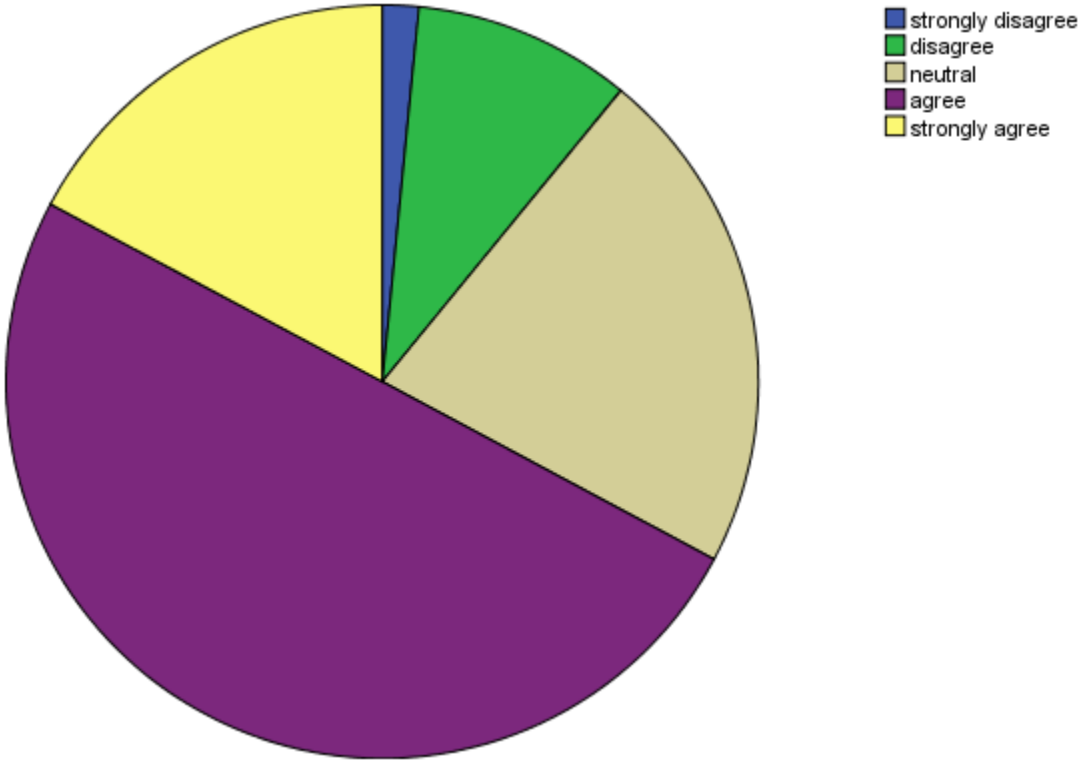
| Curriculum helping in developing your personality | | | | | |
|---|----------------|-----------|---------|---------------|--------------------|
| | | Frequency | Percent | Valid Percent | Cumulative Percent |
| Valid | disagree | 3 | 4.7 | 4.7 | 4.7 |
| | neutral | 7 | 10.9 | 10.9 | 15.6 |
| | agree | 37 | 57.8 | 57.8 | 73.4 |
| | strongly agree | 17 | 26.6 | 26.6 | 100.0 |
| | Total | 64 | 100.0 | 100.0 | |

a. subject of the respondent = MATHS



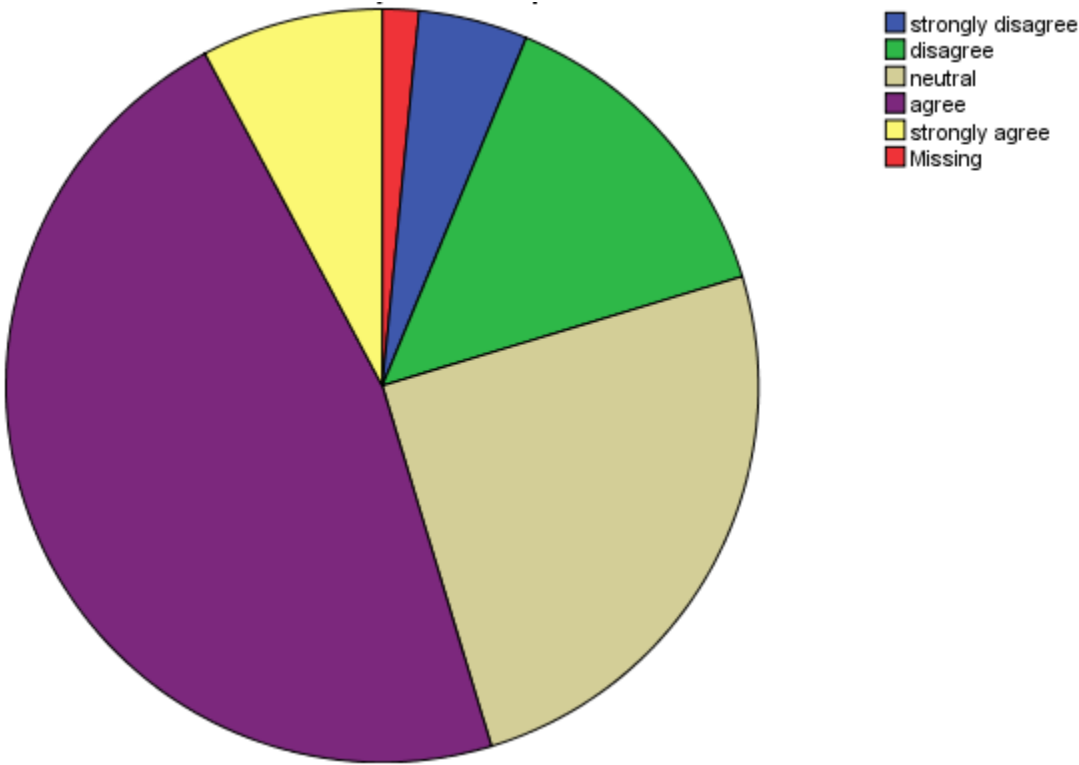
| Curriculum applicable in your daily life | | | | | |
|--|-------------------|-----------|---------|---------------|-----------------------|
| | | Frequency | Percent | Valid Percent | Cumulative Percent |
| Valid | strongly disagree | 1 | 1.6 | 1.6 | 1.6 |
| | disagree | 6 | 9.4 | 9.4 | 10.9 |
| | neutral | 14 | 21.9 | 21.9 | 32.8 |
| | agree | 32 | 50.0 | 50.0 | 82.8 |
| | strongly agree | 11 | 17.2 | 17.2 | 100.0 |
| | Total | 64 | 100.0 | 100.0 | |

a. subject of the respondent = MATHS



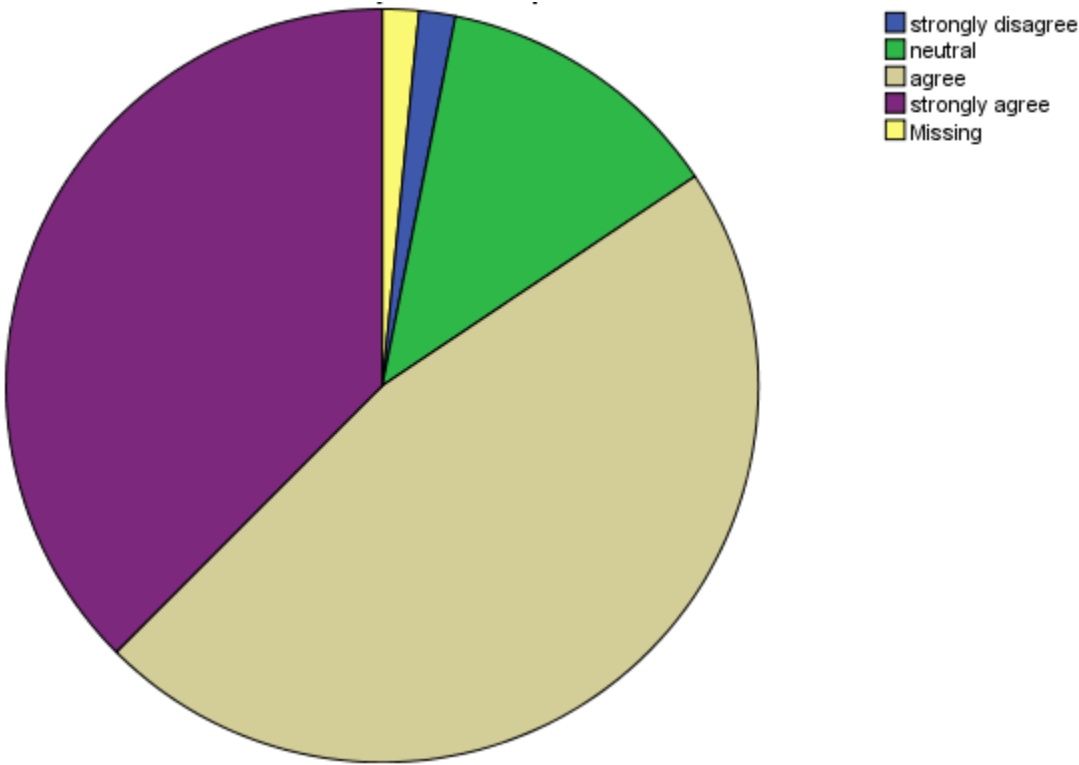
| The curriculum is relevant for the solution of local problems | | | | | |
|---|-------------------|-----------|---------|---------------|--------------------|
| | | Frequency | Percent | Valid Percent | Cumulative Percent |
| Valid | strongly disagree | 3 | 4.7 | 4.8 | 4.8 |
| | disagree | 9 | 14.1 | 14.3 | 19.0 |
| | neutral | 16 | 25.0 | 25.4 | 44.4 |
| | agree | 30 | 46.9 | 47.6 | 92.1 |
| | strongly agree | 5 | 7.8 | 7.9 | 100.0 |
| | Total | 63 | 98.4 | 100.0 | |
| Missing | 99 | 1 | 1.6 | | |
| Total | | 64 | 100.0 | | |

a. subject of the respondent = MATHS



| Need to include skill-based content in the current syllabus | | | | | |
|---|-------------------|-----------|---------|---------------|--------------------|
| | | Frequency | Percent | Valid Percent | Cumulative Percent |
| Valid | strongly disagree | 1 | 1.6 | 1.6 | 1.6 |
| | neutral | 8 | 12.5 | 12.7 | 14.3 |
| | agree | 30 | 46.9 | 47.6 | 61.9 |
| | strongly agree | 24 | 37.5 | 38.1 | 100.0 |
| | Total | 63 | 98.4 | 100.0 | |
| Missing | 99 | 1 | 1.6 | | |
| Total | | 64 | 100.0 | | |

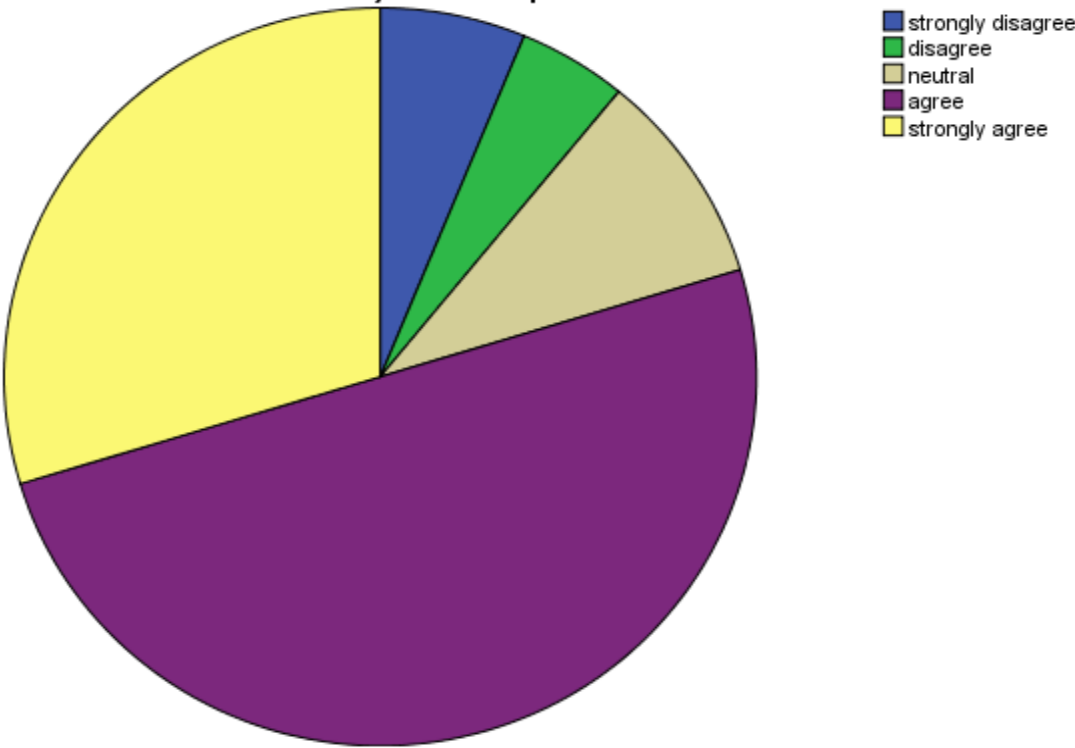
a. subject of the respondent = MATHS



Syllabus creates interest to pursue post-graduation/research in a particular subject

| | | Frequency | Percent | Valid Percent | Cumulative Percent |
|-------|-------------------|-----------|---------|---------------|-----------------------|
| Valid | strongly disagree | 4 | 6.2 | 6.2 | 6.2 |
| | disagree | 3 | 4.7 | 4.7 | 10.9 |
| | neutral | 6 | 9.4 | 9.4 | 20.3 |
| | agree | 32 | 50.0 | 50.0 | 70.3 |
| | strongly agree | 19 | 29.7 | 29.7 | 100.0 |
| | Total | 64 | 100.0 | 100.0 | |

a. subject of the respondent = MATHS



Subject of the respondent = PHYSICAL EDUCATION

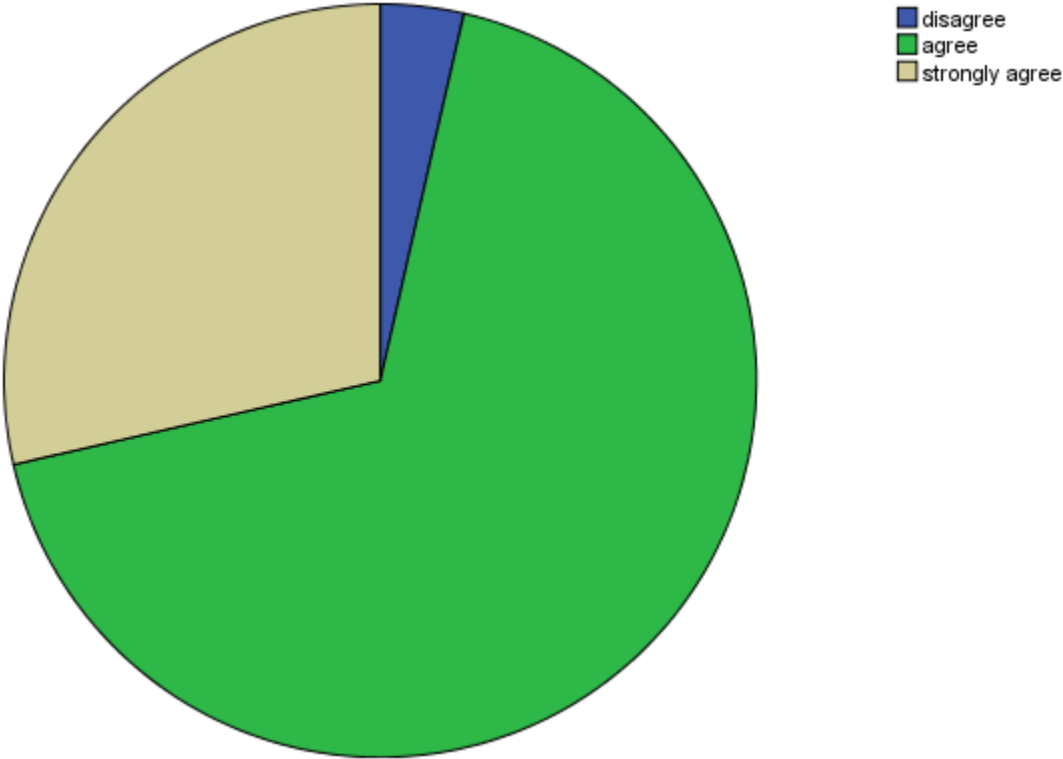
| Statistics | | | | | | | | | |
|------------|---------|---------------------------|--------------------------------|--|---|--|---|---|--|
| | | Curriculum updated enough | Curriculum content interesting | Curriculum fulfilling your expectation | Curriculum helping in developing your personality | Curriculum applicable in your daily life | The curriculum is relevant for the solution of local problems | Need to include skill-based content in the current syllabus | Syllabus creates interest to pursue post-graduation/research in a particular subject |
| N | Valid | 56 | 56 | 56 | 56 | 56 | 56 | 56 | 56 |
| | Missing | 0 | 0 | 0 | 0 | 0 | 0 | 0 | 0 |

a. subject of the respondent = PHYSICAL EDUCATION

Frequency Table

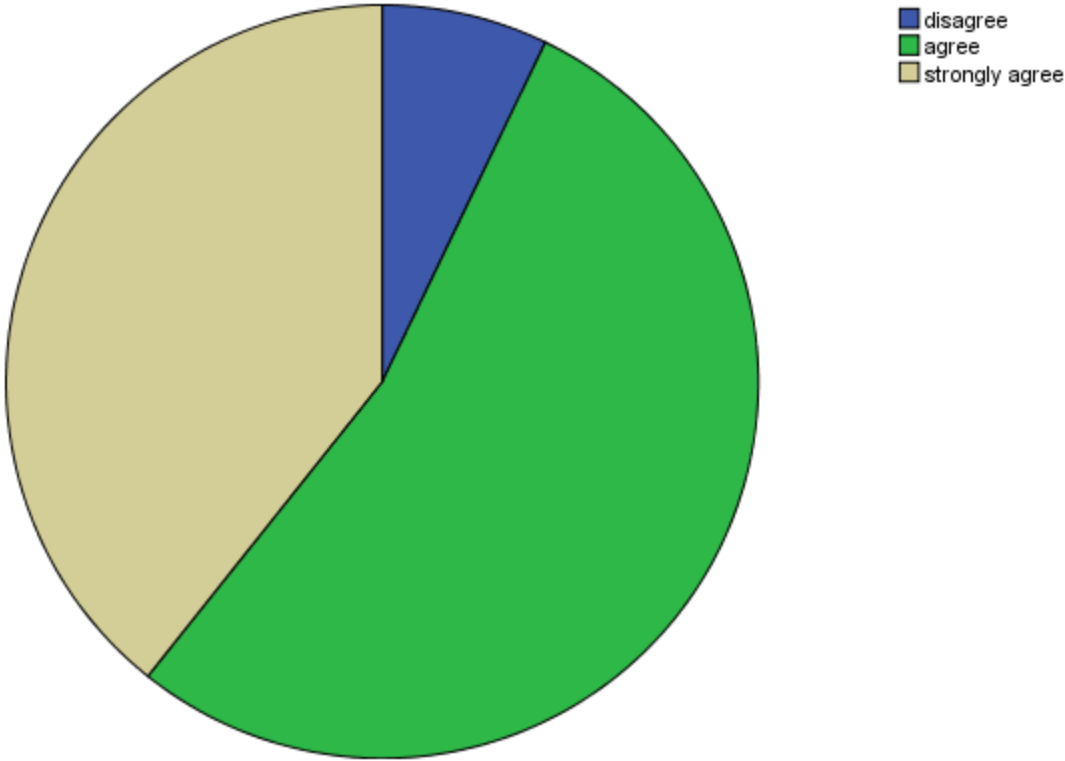
| Curriculum updated enough | | | | | |
|---------------------------|----------------|-----------|---------|---------------|--------------------|
| | | Frequency | Percent | Valid Percent | Cumulative Percent |
| Valid | disagree | 2 | 3.6 | 3.6 | 3.6 |
| | agree | 38 | 67.9 | 67.9 | 71.4 |
| | strongly agree | 16 | 28.6 | 28.6 | 100.0 |
| | Total | 56 | 100.0 | 100.0 | |

a. subject of the respondent = PHYSICAL EDUCATION



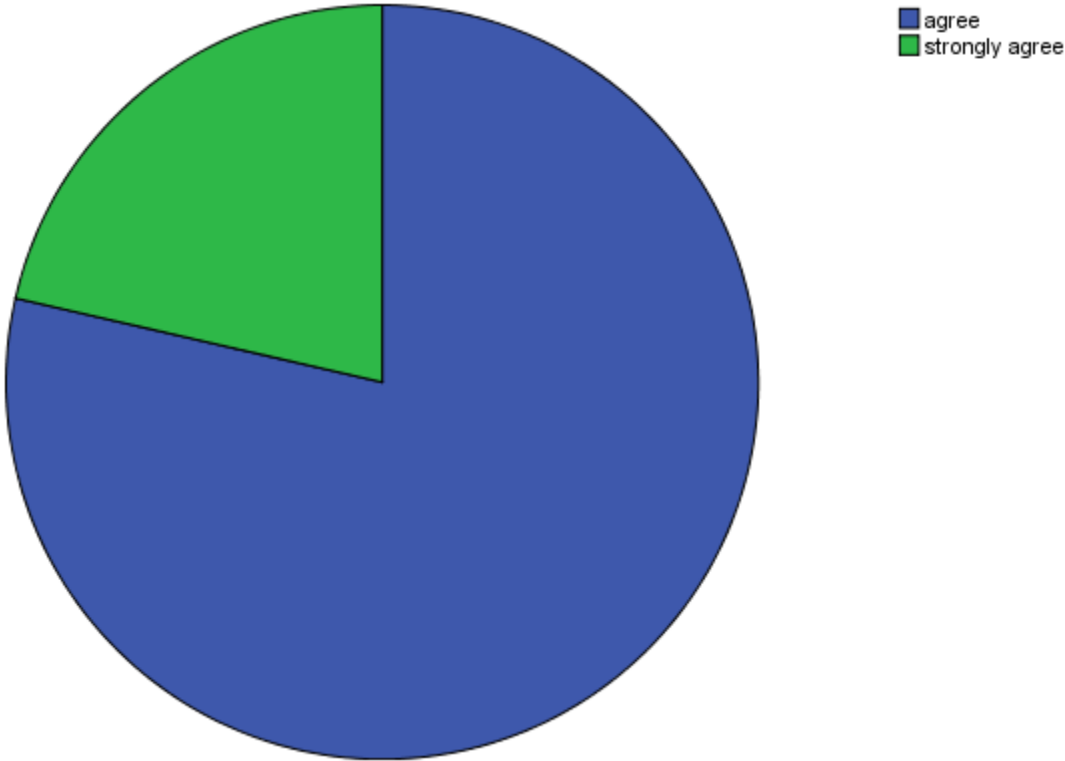
| Curriculum content interesting | | | | | |
|--------------------------------|----------------|-----------|---------|---------------|--------------------|
| | | Frequency | Percent | Valid Percent | Cumulative Percent |
| Valid | disagree | 4 | 7.1 | 7.1 | 7.1 |
| | agree | 30 | 53.6 | 53.6 | 60.7 |
| | strongly agree | 22 | 39.3 | 39.3 | 100.0 |
| | Total | 56 | 100.0 | 100.0 | |

a. subject of the respondent = PHYSICAL EDUCATION



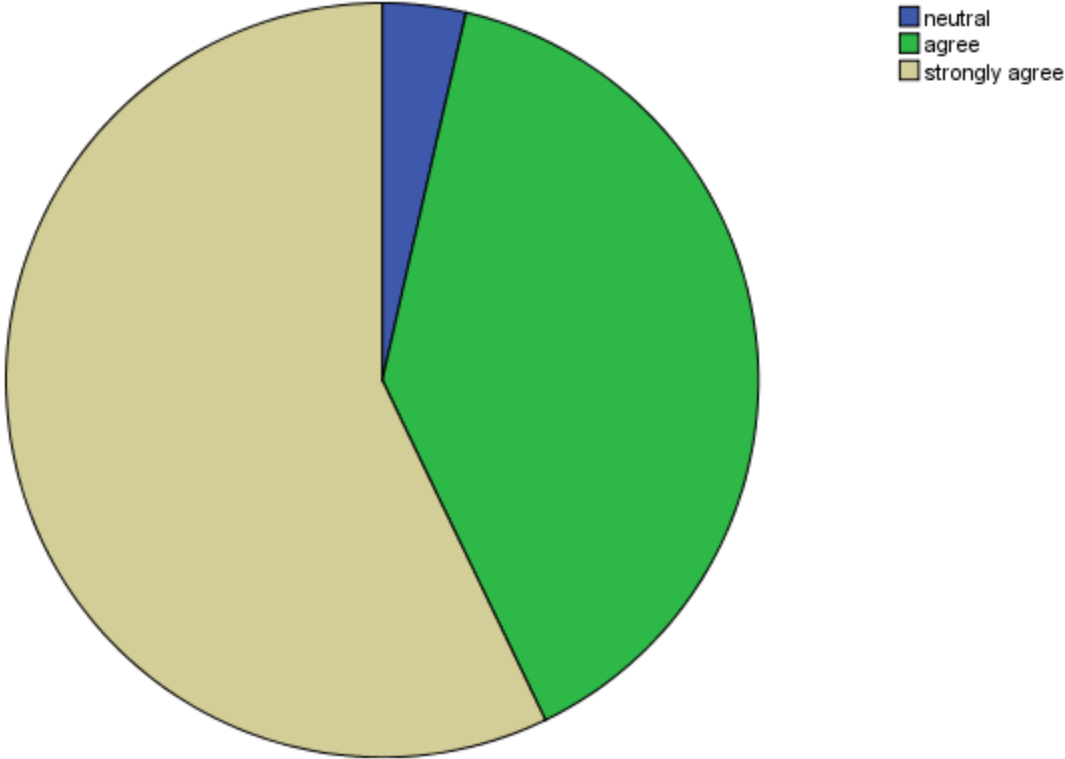
| Curriculum fulfilling your expectation | | | | | |
|--|----------------|-----------|---------|---------------|-----------------------|
| | | Frequency | Percent | Valid Percent | Cumulative Percent |
| Valid | agree | 44 | 78.6 | 78.6 | 78.6 |
| | strongly agree | 12 | 21.4 | 21.4 | 100.0 |
| | Total | 56 | 100.0 | 100.0 | |

a. subject of the respondent = PHYSICAL EDUCATION



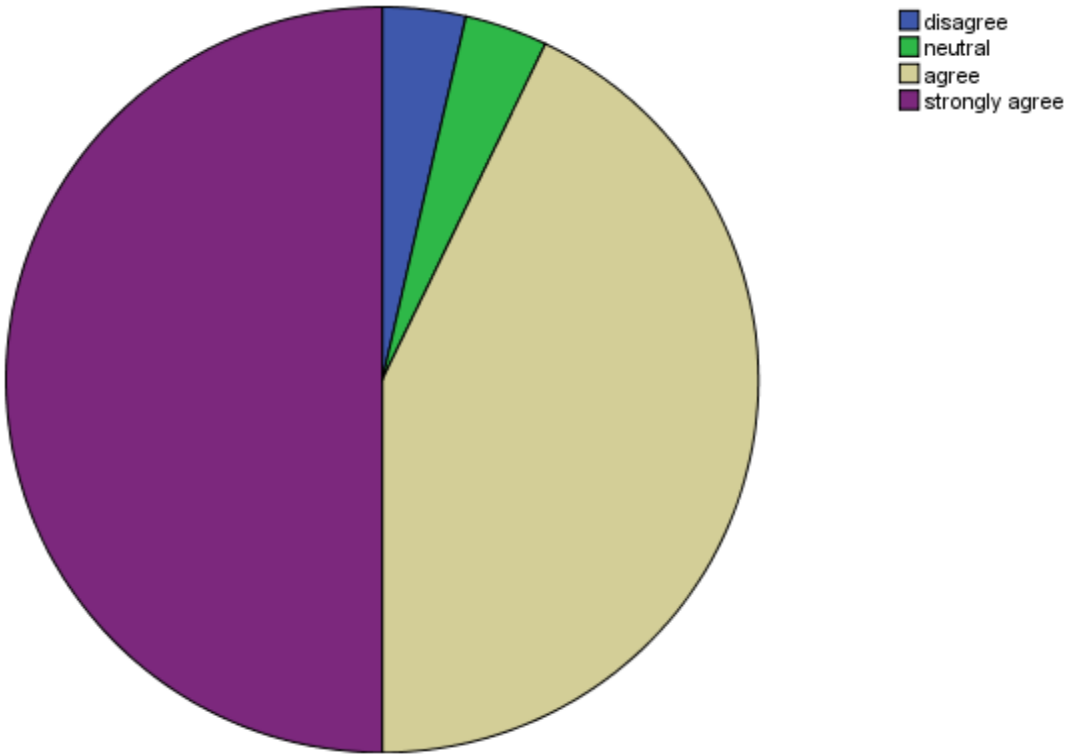
| Curriculum helping in developing your personality | | | | | |
|---|----------------|-----------|---------|---------------|--------------------|
| | | Frequency | Percent | Valid Percent | Cumulative Percent |
| Valid | neutral | 2 | 3.6 | 3.6 | 3.6 |
| | agree | 22 | 39.3 | 39.3 | 42.9 |
| | strongly agree | 32 | 57.1 | 57.1 | 100.0 |
| | Total | 56 | 100.0 | 100.0 | |

a. subject of the respondent = PHYSICAL EDUCATION



| Curriculum applicable in your daily life | | | | | |
|--|----------------|-----------|---------|---------------|--------------------|
| | | Frequency | Percent | Valid Percent | Cumulative Percent |
| Valid | disagree | 2 | 3.6 | 3.6 | 3.6 |
| | neutral | 2 | 3.6 | 3.6 | 7.1 |
| | agree | 24 | 42.9 | 42.9 | 50.0 |
| | strongly agree | 28 | 50.0 | 50.0 | 100.0 |
| | Total | 56 | 100.0 | 100.0 | |

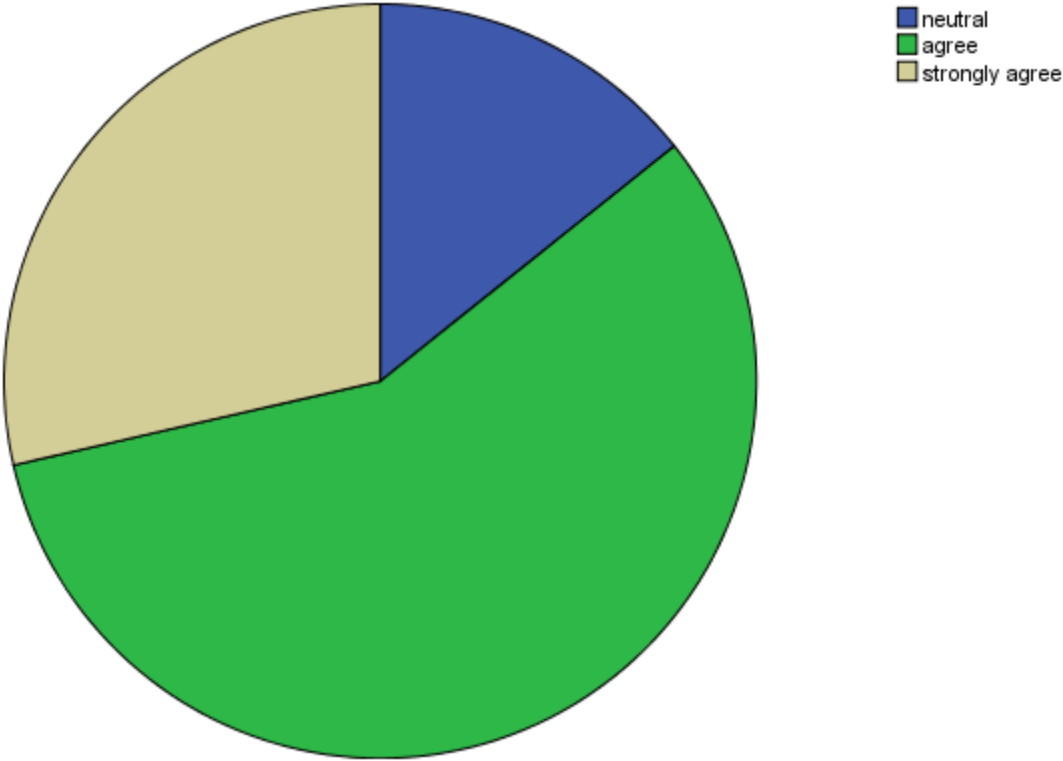
a. subject of the respondent = PHYSICAL EDUCATION



The curriculum is relevant for the solution of local problems

| | | Frequency | Percent | Valid Percent | Cumulative Percent |
|-------|----------------|-----------|---------|---------------|--------------------|
| Valid | neutral | 8 | 14.3 | 14.3 | 14.3 |
| | agree | 32 | 57.1 | 57.1 | 71.4 |
| | strongly agree | 16 | 28.6 | 28.6 | 100.0 |
| | Total | 56 | 100.0 | 100.0 | |

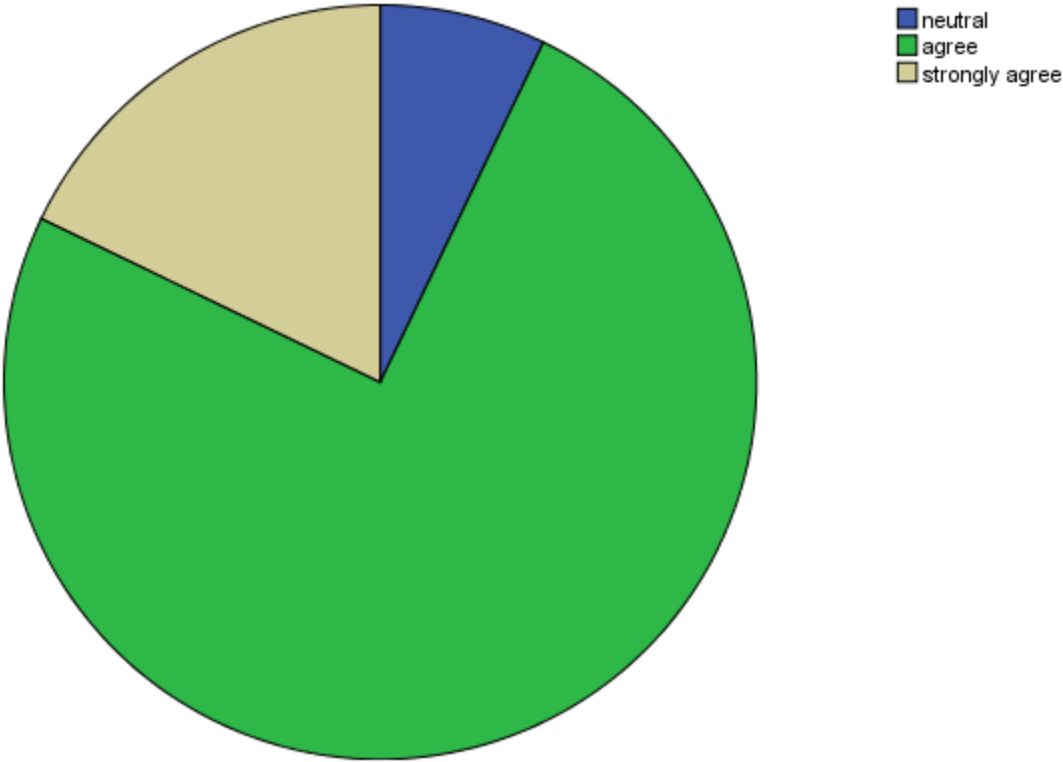
a. subject of the respondent = PHYSICAL EDUCATION



Need to include skill-based content in the current syllabus

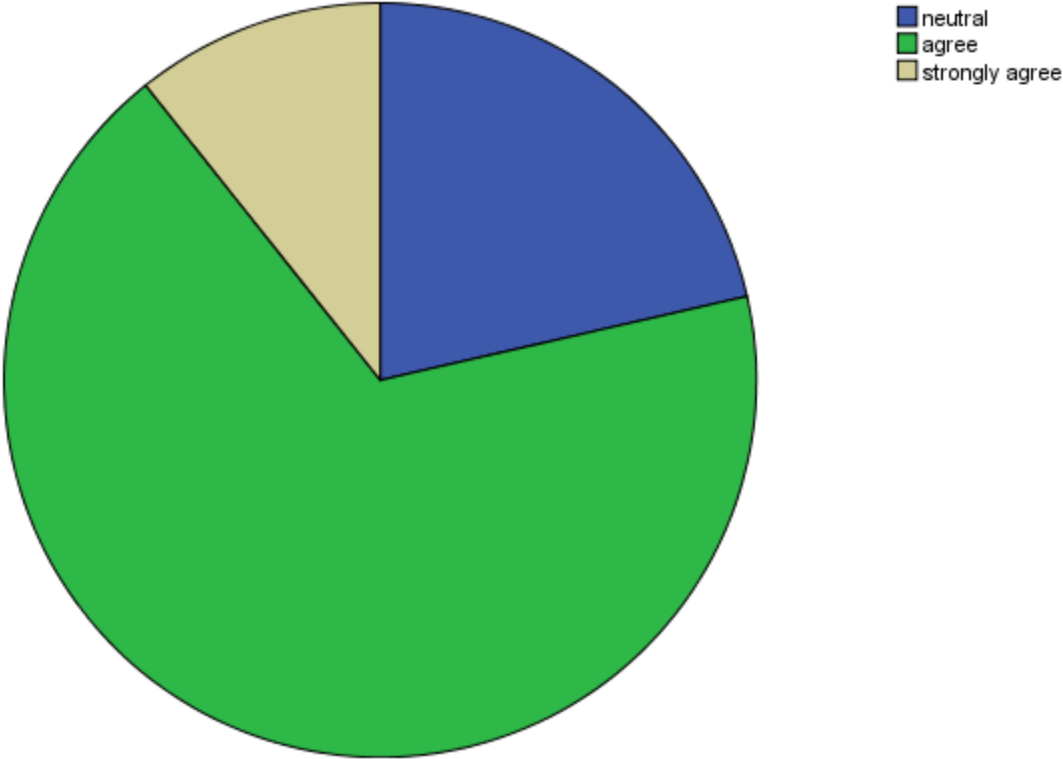
| | | Frequency | Percent | Valid Percent | Cumulative Percent |
|-------|----------------|-----------|---------|---------------|-----------------------|
| Valid | neutral | 4 | 7.1 | 7.1 | 7.1 |
| | agree | 42 | 75.0 | 75.0 | 82.1 |
| | strongly agree | 10 | 17.9 | 17.9 | 100.0 |
| | Total | 56 | 100.0 | 100.0 | |

a. subject of the respondent = PHYSICAL EDUCATION



| Syllabus creates interest to pursue post-graduation/research in a particular subject | | | | | |
|--|----------------|-----------|---------|---------------|--------------------|
| | | Frequency | Percent | Valid Percent | Cumulative Percent |
| Valid | neutral | 12 | 21.4 | 21.4 | 21.4 |
| | agree | 38 | 67.9 | 67.9 | 89.3 |
| | strongly agree | 6 | 10.7 | 10.7 | 100.0 |
| | Total | 56 | 100.0 | 100.0 | |

a. subject of the respondent = PHYSICAL EDUCATION



Subject of the respondent = PHYSICS

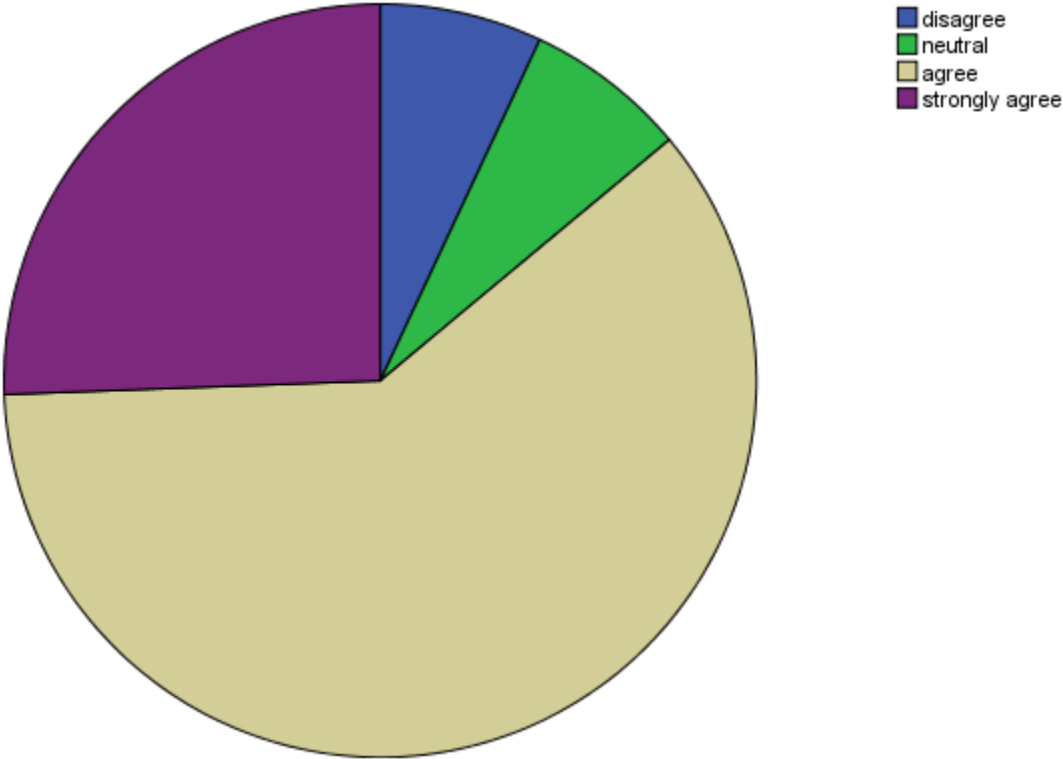
| Statistics | | | | | | | | |
|------------|---------------------------|--------------------------------|--|---|--|---|---|--|
| | Curriculum updated enough | Curriculum content interesting | Curriculum fulfilling your expectation | Curriculum helping in developing your personality | Curriculum applicable in your daily life | The curriculum is relevant for the solution of local problems | Need to include skill-based content in the current syllabus | Syllabus creates interest to pursue post-graduation/research in a particular subject |
| N | Valid | 86 | 86 | 86 | 86 | 86 | 86 | 86 |
| | Missing | 0 | 0 | 0 | 0 | 0 | 0 | 0 |

a. subject of the respondent = PHYSICS

Frequency Table

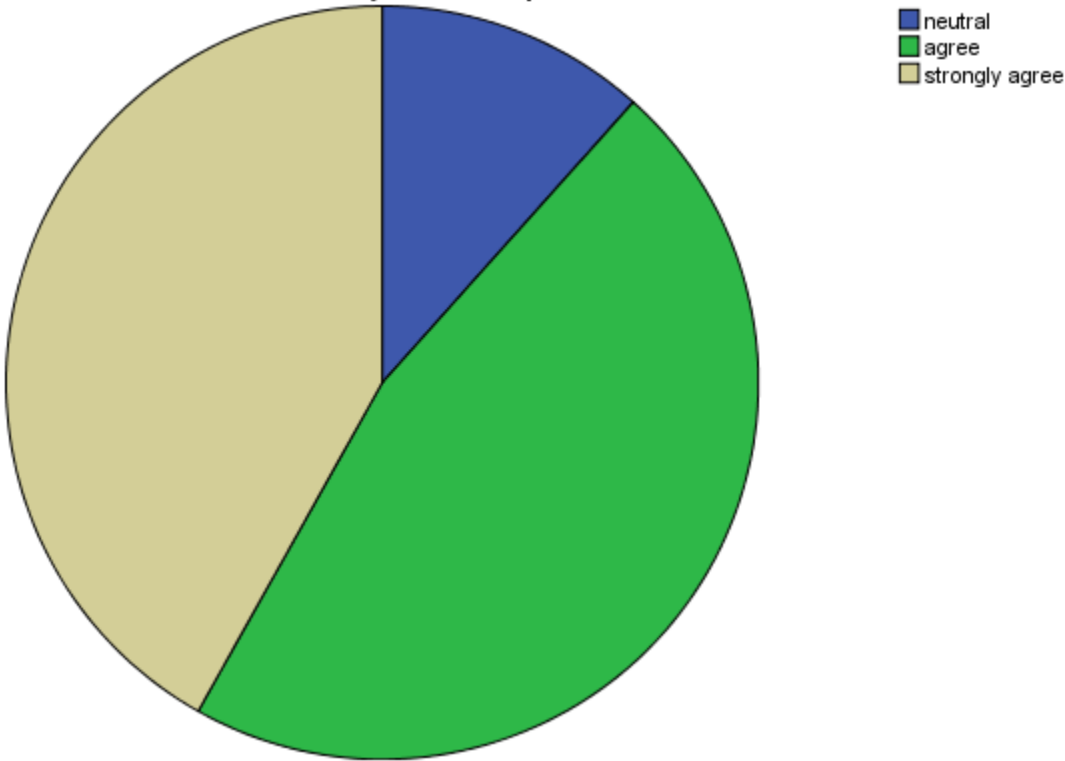
| | | Curriculum updated enough | | | |
|-------|----------------|---------------------------|---------|---------------|--------------------|
| | | Frequency | Percent | Valid Percent | Cumulative Percent |
| Valid | disagree | 6 | 7.0 | 7.0 | 7.0 |
| | neutral | 6 | 7.0 | 7.0 | 14.0 |
| | agree | 52 | 60.5 | 60.5 | 74.4 |
| | strongly agree | 22 | 25.6 | 25.6 | 100.0 |
| | Total | 86 | 100.0 | 100.0 | |

a. subject of the respondent = PHYSICS



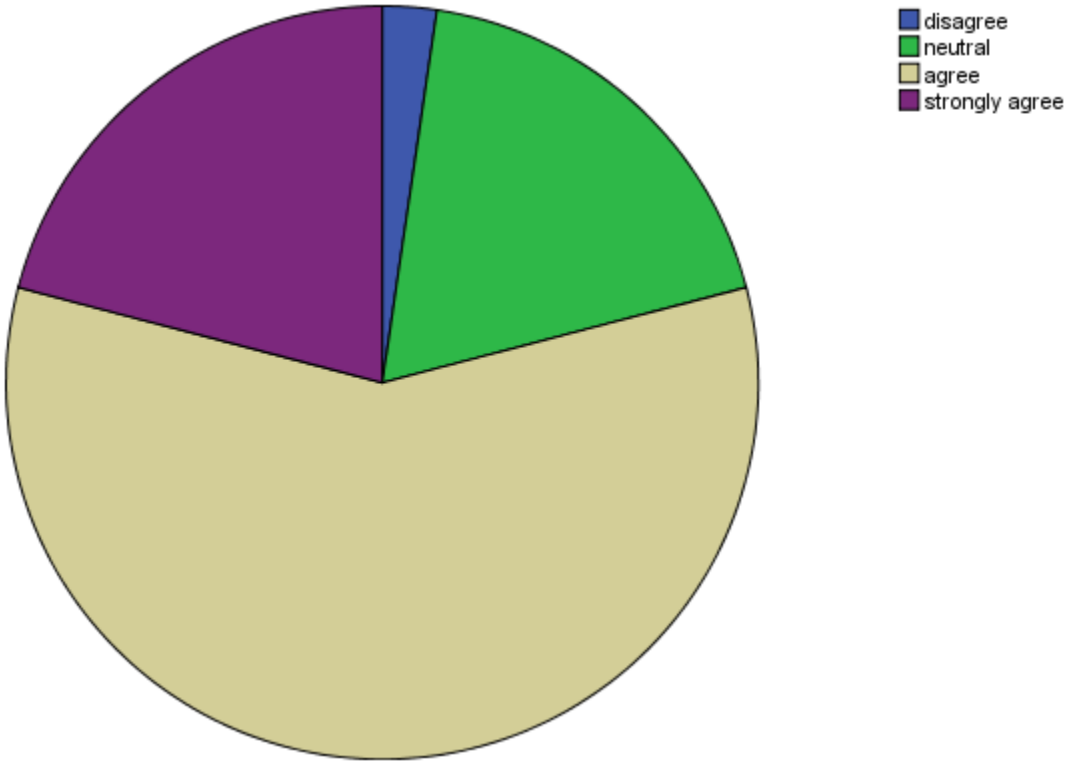
| Curriculum content interesting | | | | | |
|--------------------------------|----------------|-----------|---------|---------------|--------------------|
| | | Frequency | Percent | Valid Percent | Cumulative Percent |
| Valid | neutral | 10 | 11.6 | 11.6 | 11.6 |
| | agree | 40 | 46.5 | 46.5 | 58.1 |
| | strongly agree | 36 | 41.9 | 41.9 | 100.0 |
| | Total | 86 | 100.0 | 100.0 | |

a. subject of the respondent = PHYSICS



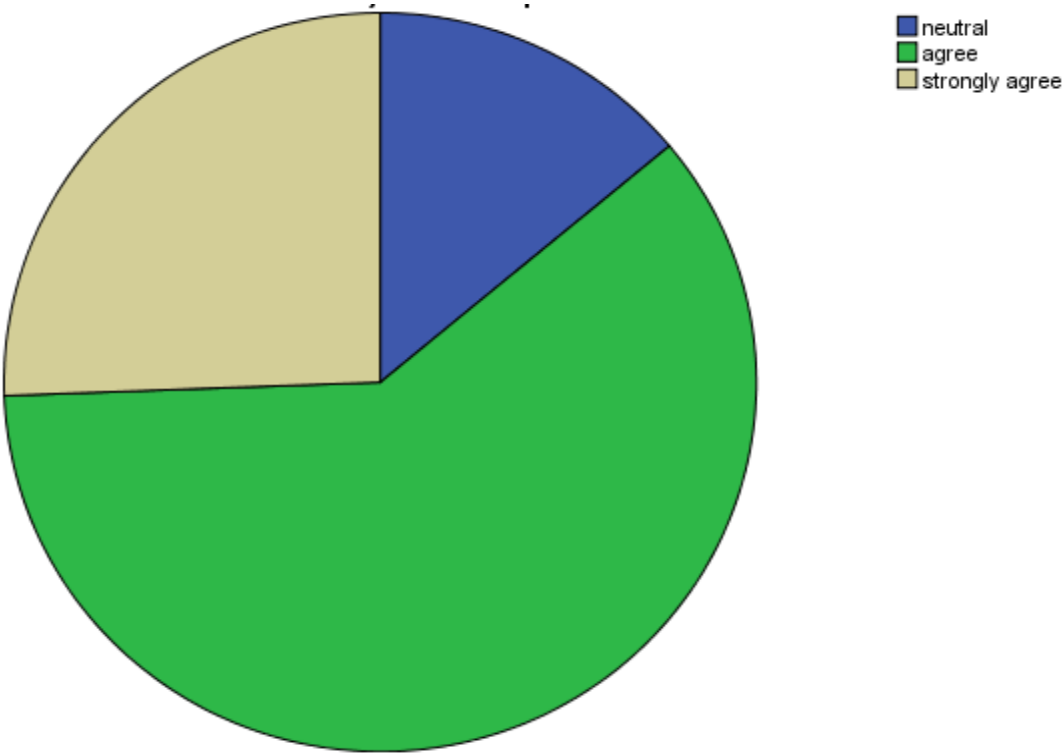
| Curriculum fulfilling your expectation | | | | | |
|--|----------------|-----------|---------|---------------|-----------------------|
| | | Frequency | Percent | Valid Percent | Cumulative Percent |
| Valid | disagree | 2 | 2.3 | 2.3 | 2.3 |
| | neutral | 16 | 18.6 | 18.6 | 20.9 |
| | agree | 50 | 58.1 | 58.1 | 79.1 |
| | strongly agree | 18 | 20.9 | 20.9 | 100.0 |
| | Total | 86 | 100.0 | 100.0 | |

a. subject of the respondent = PHYSICS



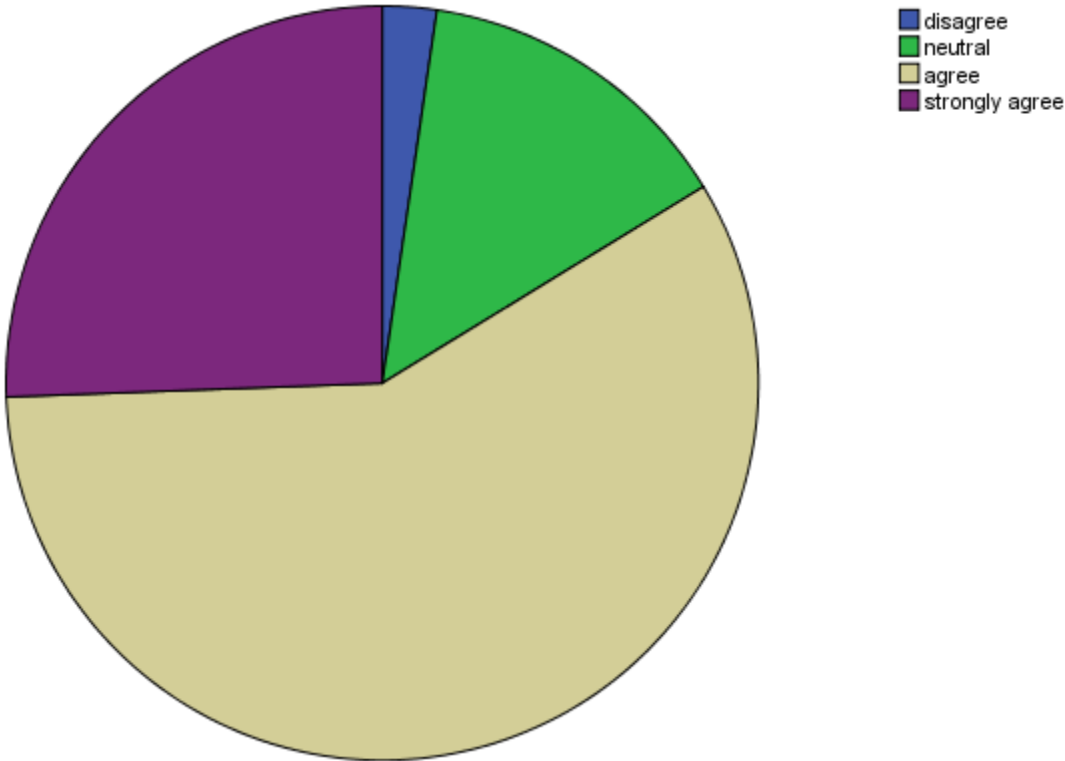
| Curriculum helping in developing your personality | | | | | |
|---|----------------|-----------|---------|---------------|--------------------|
| | | Frequency | Percent | Valid Percent | Cumulative Percent |
| Valid | neutral | 12 | 14.0 | 14.0 | 14.0 |
| | agree | 52 | 60.5 | 60.5 | 74.4 |
| | strongly agree | 22 | 25.6 | 25.6 | 100.0 |
| | Total | 86 | 100.0 | 100.0 | |

a. subject of the respondent = PHYSICS



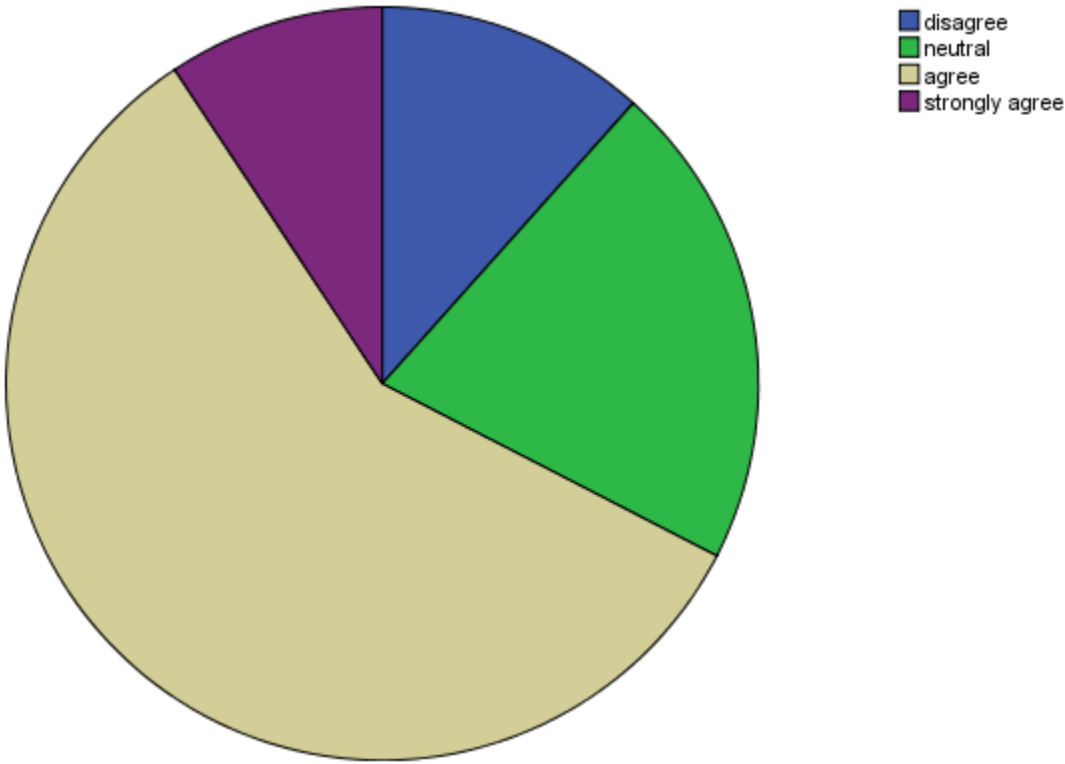
| Curriculum applicable in your daily life | | | | | |
|--|----------------|-----------|---------|---------------|-----------------------|
| | | Frequency | Percent | Valid Percent | Cumulative Percent |
| Valid | disagree | 2 | 2.3 | 2.3 | 2.3 |
| | neutral | 12 | 14.0 | 14.0 | 16.3 |
| | agree | 50 | 58.1 | 58.1 | 74.4 |
| | strongly agree | 22 | 25.6 | 25.6 | 100.0 |
| | Total | 86 | 100.0 | 100.0 | |

a. subject of the respondent = PHYSICS



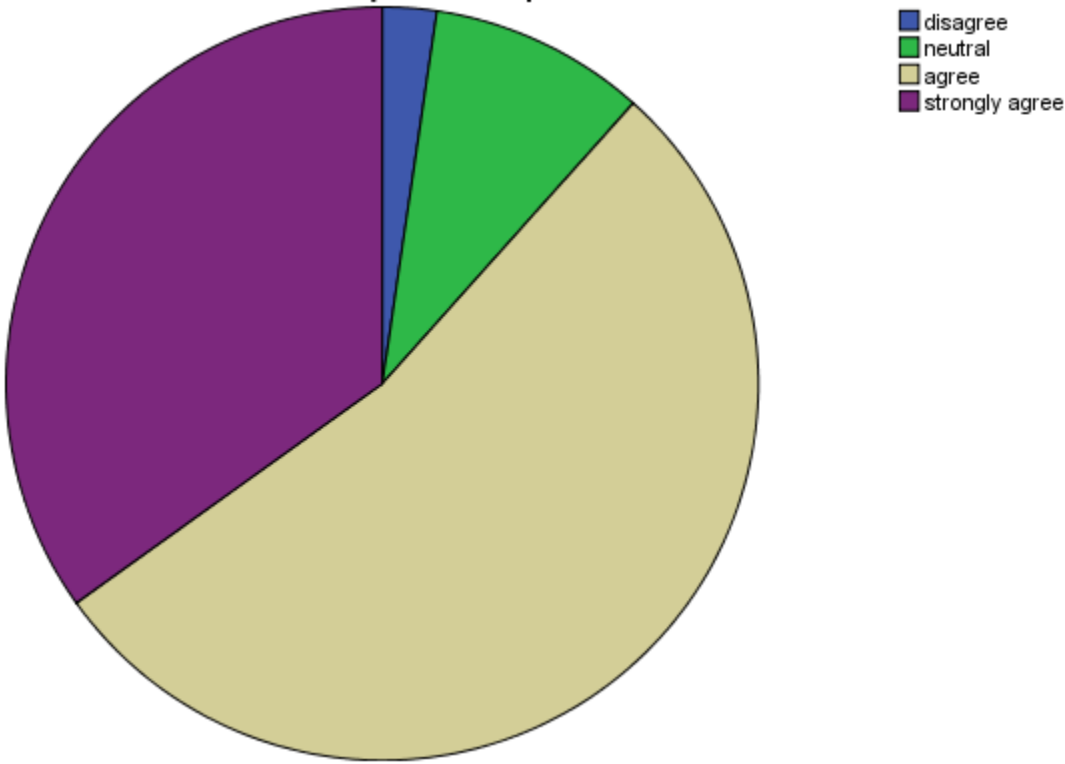
| The curriculum is relevant for the solution of local problems | | | | | |
|---|----------------|-----------|---------|---------------|--------------------|
| | | Frequency | Percent | Valid Percent | Cumulative Percent |
| Valid | disagree | 10 | 11.6 | 11.6 | 11.6 |
| | neutral | 18 | 20.9 | 20.9 | 32.6 |
| | agree | 50 | 58.1 | 58.1 | 90.7 |
| | strongly agree | 8 | 9.3 | 9.3 | 100.0 |
| | Total | 86 | 100.0 | 100.0 | |

a. subject of the respondent = PHYSICS



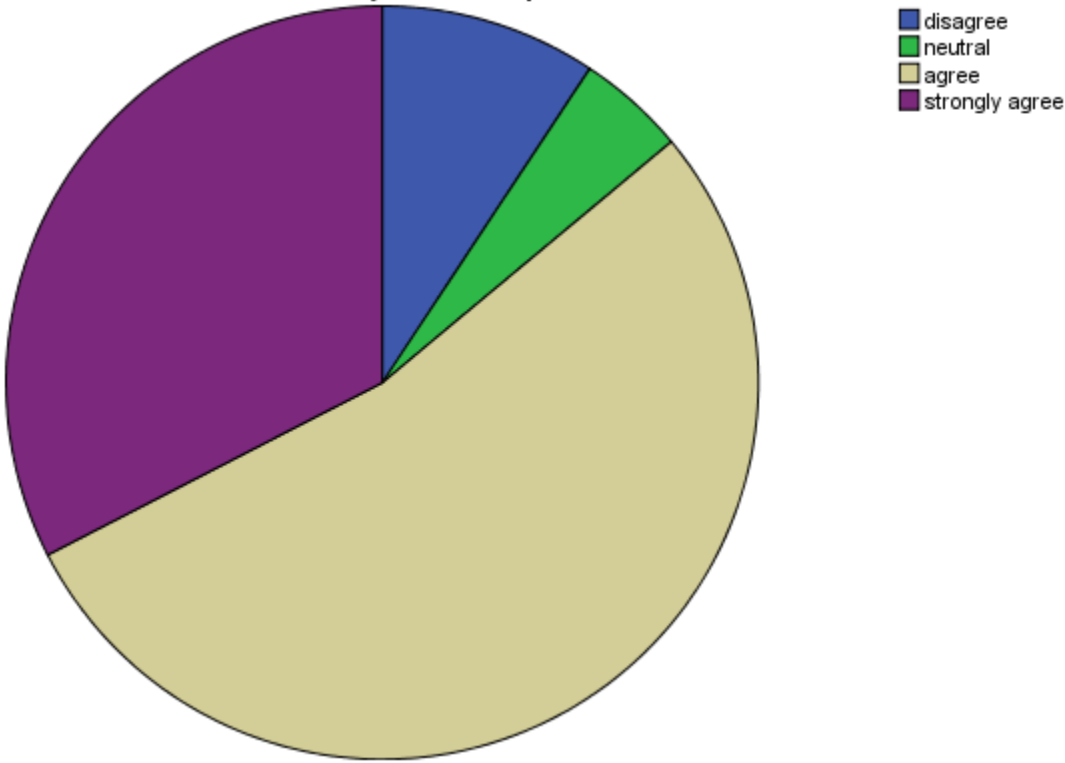
| Need to include skill-based content in the current syllabus | | | | | |
|---|----------------|-----------|---------|---------------|-----------------------|
| | | Frequency | Percent | Valid Percent | Cumulative Percent |
| Valid | disagree | 2 | 2.3 | 2.3 | 2.3 |
| | neutral | 8 | 9.3 | 9.3 | 11.6 |
| | agree | 46 | 53.5 | 53.5 | 65.1 |
| | strongly agree | 30 | 34.9 | 34.9 | 100.0 |
| | Total | 86 | 100.0 | 100.0 | |

a. subject of the respondent = PHYSICS



| Syllabus creates interest to pursue post-graduation/research in a particular subject | | | | | |
|--|----------------|-----------|---------|---------------|-----------------------|
| | | Frequency | Percent | Valid Percent | Cumulative Percent |
| Valid | disagree | 8 | 9.3 | 9.3 | 9.3 |
| | neutral | 4 | 4.7 | 4.7 | 14.0 |
| | agree | 46 | 53.5 | 53.5 | 67.4 |
| | strongly agree | 28 | 32.6 | 32.6 | 100.0 |
| | Total | 56 | 100.0 | 100.0 | |

a. subject of the respondent = PHYSICS



Subject of the respondent = POLITICAL SCIENCE

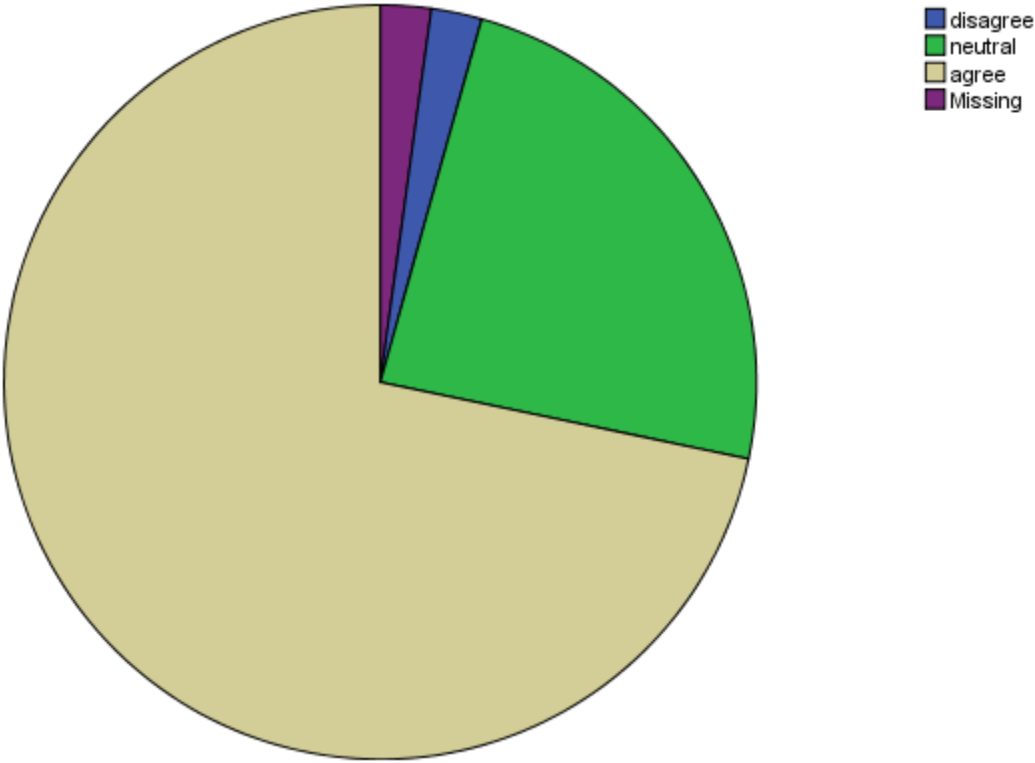
| Statistics | | | | | | | | |
|------------|---------------------------|--------------------------------|--|---|--|---|---|--|
| | Curriculum updated enough | Curriculum content interesting | Curriculum fulfilling your expectation | Curriculum helping in developing your personality | Curriculum applicable in your daily life | The curriculum is relevant for the solution of local problems | Need to include skill-based content in the current syllabus | Syllabus creates interest to pursue post-graduation/research in a particular subject |
| N | Valid | 90 | 92 | 92 | 92 | 92 | 92 | 92 |
| | Missing | 2 | 0 | 0 | 0 | 0 | 0 | 0 |

a. subject of the respondent = POLITICAL SCIENCE

Frequency Table

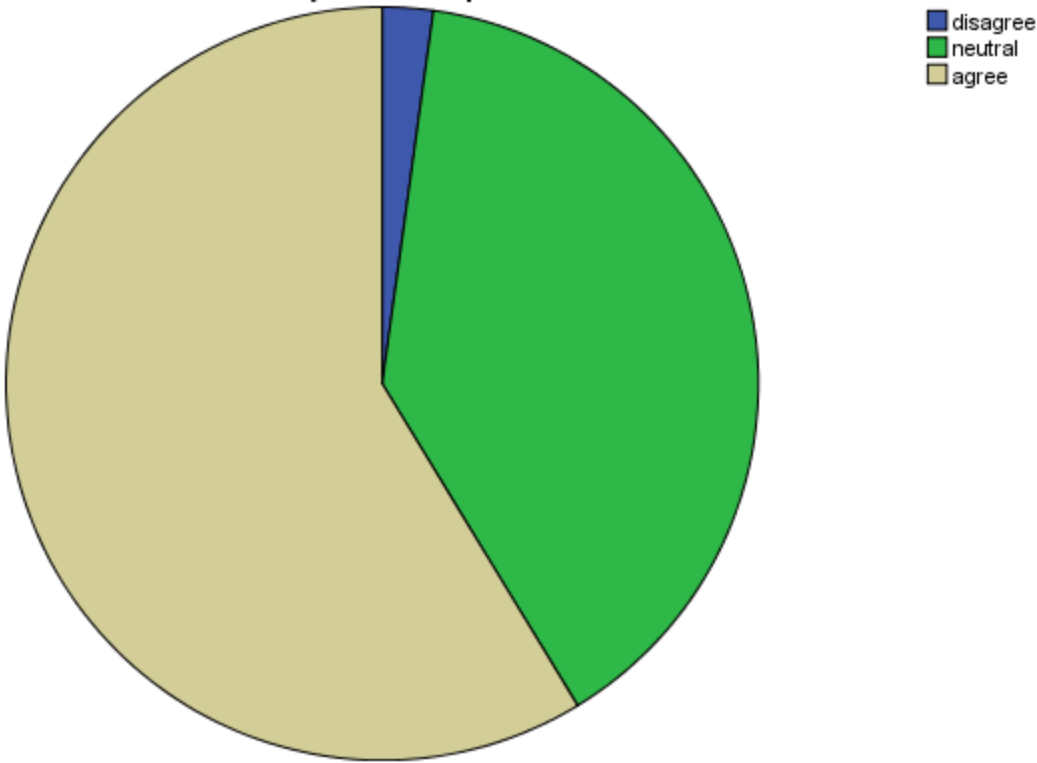
| Curriculum updated enough | | | | | |
|---------------------------|----------|-----------|---------|---------------|--------------------|
| | | Frequency | Percent | Valid Percent | Cumulative Percent |
| Valid | disagree | 2 | 2.2 | 2.2 | 2.2 |
| | neutral | 22 | 23.9 | 24.4 | 26.7 |
| | agree | 66 | 71.7 | 73.3 | 100.0 |
| | Total | 90 | 97.8 | 100.0 | |
| Missing | 99 | 2 | 2.2 | | |
| Total | | 92 | 100.0 | | |

a. subject of the respondent = POLITICAL SCIENCE



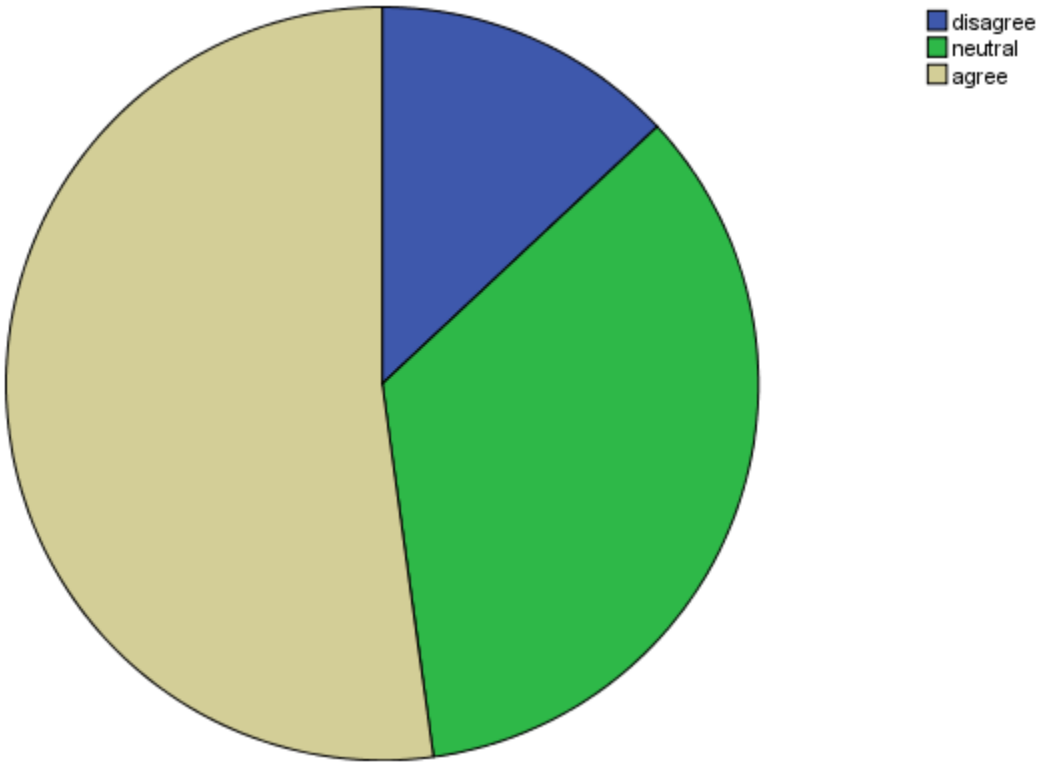
| Curriculum content interesting | | | | | |
|--------------------------------|----------|-----------|---------|---------------|--------------------|
| | | Frequency | Percent | Valid Percent | Cumulative Percent |
| Valid | disagree | 2 | 2.2 | 2.2 | 2.2 |
| | neutral | 36 | 39.1 | 39.1 | 41.3 |
| | agree | 54 | 58.7 | 58.7 | 100.0 |
| | Total | 92 | 100.0 | 100.0 | |

a. subject of the respondent = POLITICAL SCIENCE



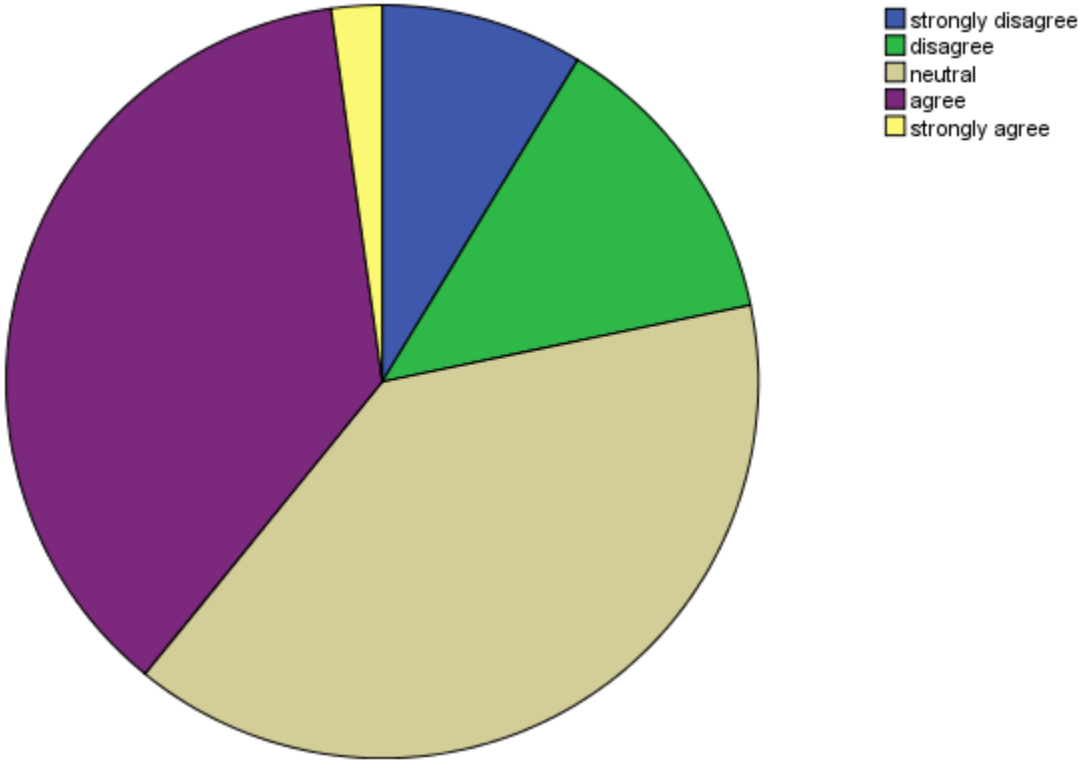
| Curriculum fulfilling your expectation | | | | | |
|--|----------|-----------|---------|---------------|-----------------------|
| | | Frequency | Percent | Valid Percent | Cumulative Percent |
| Valid | disagree | 12 | 13.0 | 13.0 | 13.0 |
| | neutral | 32 | 34.8 | 34.8 | 47.8 |
| | agree | 48 | 52.2 | 52.2 | 100.0 |
| | Total | 92 | 100.0 | 100.0 | |

a. subject of the respondent = POLITICAL SCIENCE



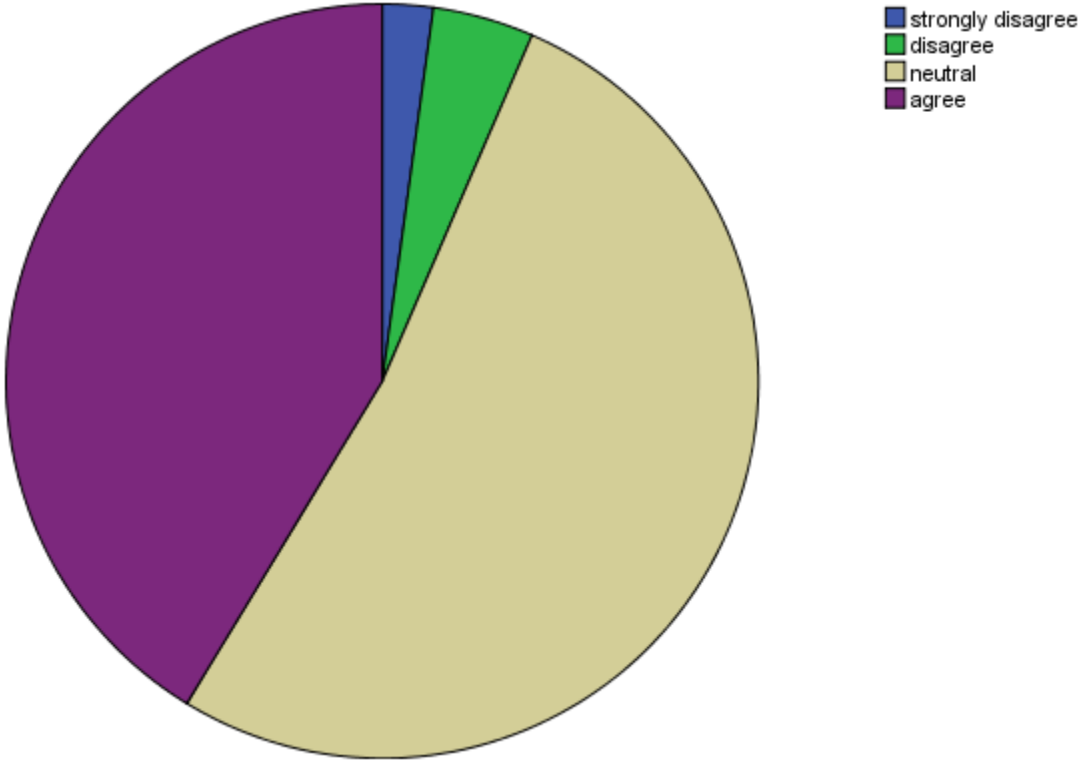
| Curriculum helping in developing your personality | | | | |
|---|-------------------|-----------|---------|--------------------|
| | | Frequency | Percent | Cumulative Percent |
| Valid | strongly disagree | 8 | 8.7 | 8.7 |
| | disagree | 12 | 13.0 | 21.7 |
| | neutral | 36 | 39.1 | 60.9 |
| | agree | 34 | 37.0 | 97.8 |
| | strongly agree | 2 | 2.2 | 100.0 |
| | Total | 92 | 100.0 | |

a. subject of the respondent = POLITICAL SCIENCE



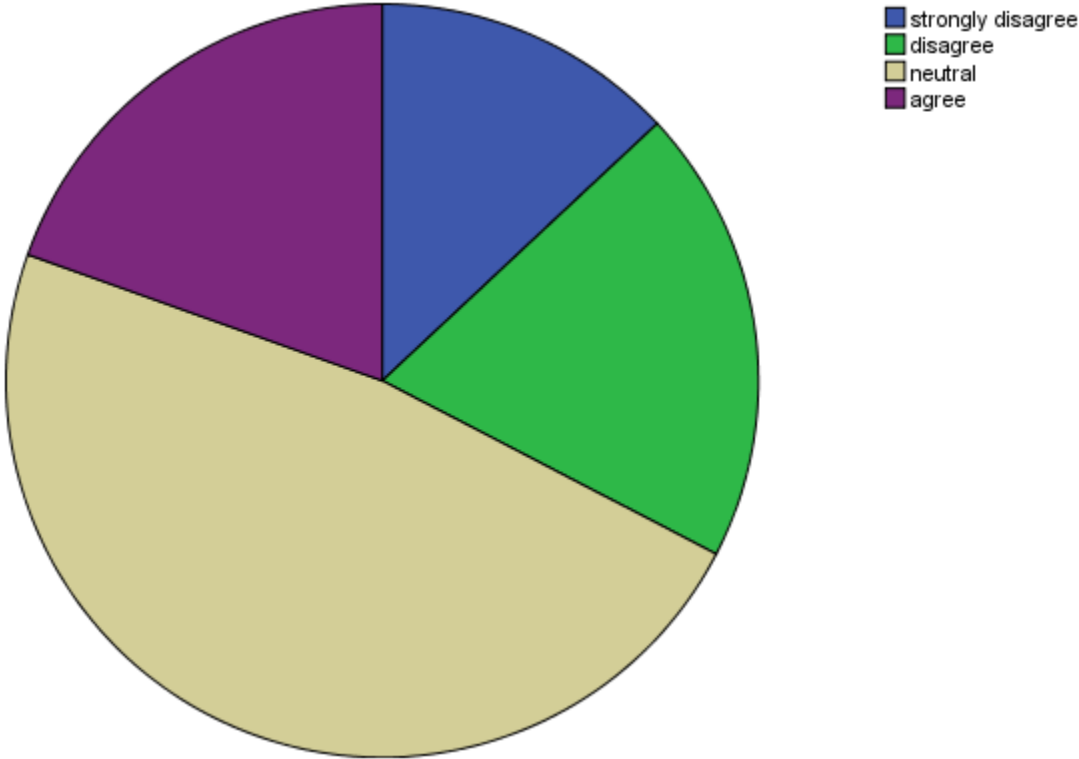
| Curriculum applicable in your daily life | | | | | |
|--|-------------------|-----------|---------|---------------|-----------------------|
| | | Frequency | Percent | Valid Percent | Cumulative Percent |
| Valid | strongly disagree | 2 | 2.2 | 2.2 | 2.2 |
| | disagree | 4 | 4.3 | 4.3 | 6.5 |
| | neutral | 48 | 52.2 | 52.2 | 58.7 |
| | agree | 38 | 41.3 | 41.3 | 100.0 |
| | Total | 92 | 100.0 | 100.0 | |

a. subject of the respondent = POLITICAL SCIENCE



| The curriculum is relevant for the solution of local problems | | | | | |
|---|-------------------|-----------|---------|---------------|-----------------------|
| | | Frequency | Percent | Valid Percent | Cumulative Percent |
| Valid | strongly disagree | 12 | 13.0 | 13.0 | 13.0 |
| | disagree | 18 | 19.6 | 19.6 | 32.6 |
| | neutral | 44 | 47.8 | 47.8 | 80.4 |
| | agree | 18 | 19.6 | 19.6 | 100.0 |
| | Total | 92 | 100.0 | 100.0 | |

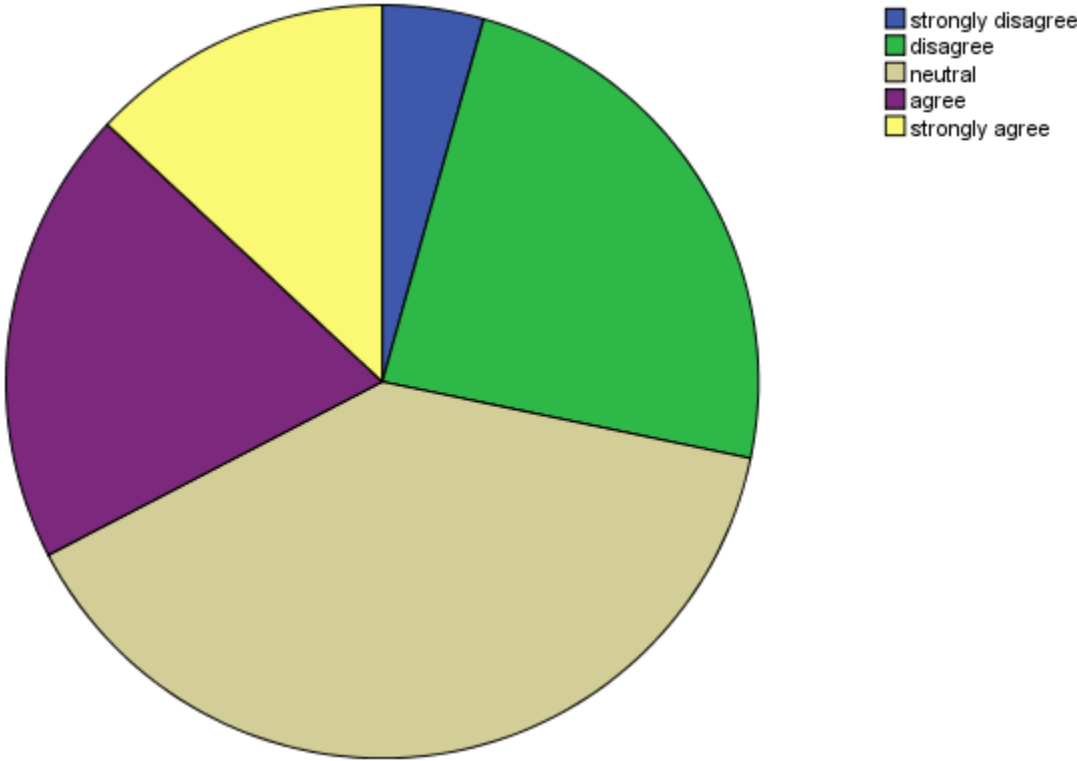
a. subject of the respondent = POLITICAL SCIENCE



Need to include skill-based content in the current syllabus

| | | Frequency | Percent | Valid Percent | Cumulative Percent |
|-------|-------------------|-----------|---------|---------------|-----------------------|
| Valid | strongly disagree | 4 | 4.3 | 4.3 | 4.3 |
| | disagree | 22 | 23.9 | 23.9 | 28.3 |
| | neutral | 36 | 39.1 | 39.1 | 67.4 |
| | agree | 18 | 19.6 | 19.6 | 87.0 |
| | strongly agree | 12 | 13.0 | 13.0 | 100.0 |
| | Total | 92 | 100.0 | 100.0 | |

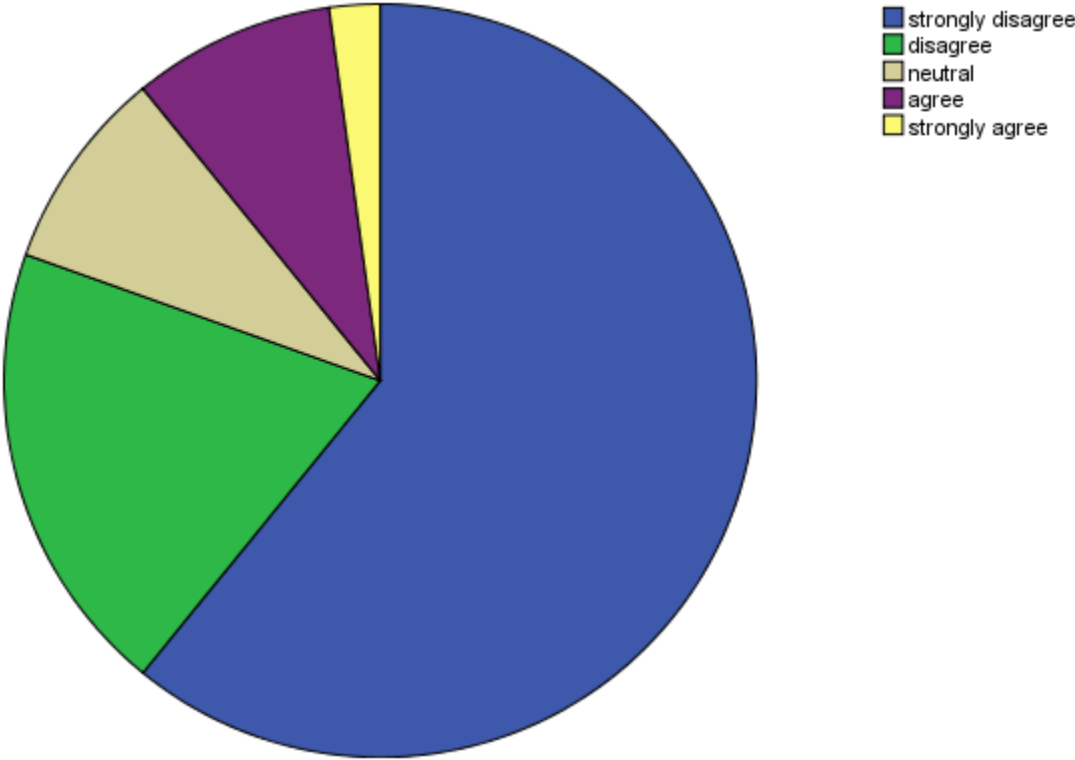
a. subject of the respondent = POLITICAL SCIENCE



Syllabus creates interest to pursue post-graduation/research in a particular subject

| | | Frequency | Percent | Valid Percent | Cumulative Percent |
|-------|-------------------|-----------|---------|---------------|-----------------------|
| Valid | strongly disagree | 56 | 60.9 | 60.9 | 60.9 |
| | disagree | 18 | 19.6 | 19.6 | 80.4 |
| | neutral | 8 | 8.7 | 8.7 | 89.1 |
| | agree | 8 | 8.7 | 8.7 | 97.8 |
| | strongly agree | 2 | 2.2 | 2.2 | 100.0 |
| | Total | 92 | 100.0 | 100.0 | |

a. subject of the respondent = POLITICAL SCIENCE



Subject of the respondent = PSYCHOLOGY

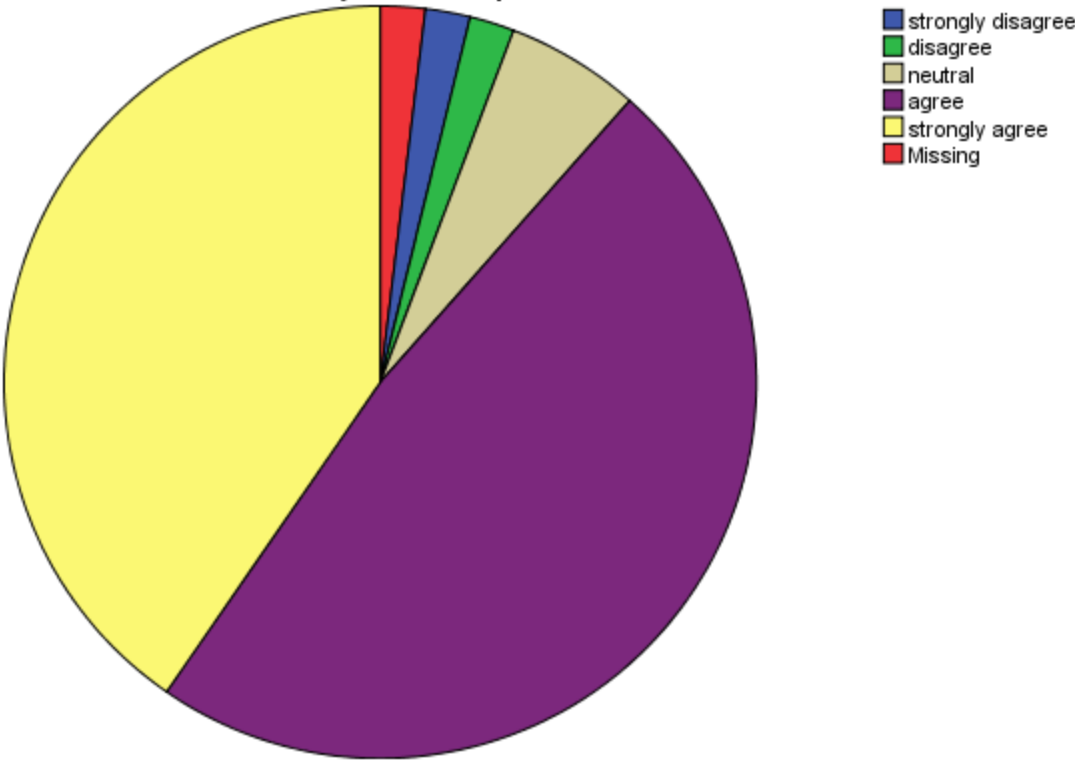
| Statistics | | | | | | | | | |
|------------|---------|---------------------------|--------------------------------|--|---|--|---|---|--|
| | | Curriculum updated enough | Curriculum content interesting | Curriculum fulfilling your expectation | Curriculum helping in developing your personality | Curriculum applicable in your daily life | The curriculum is relevant for the solution of local problems | Need to include skill-based content in the current syllabus | Syllabus creates interest to pursue post-graduation/research in a particular subject |
| N | Valid | 102 | 104 | 104 | 104 | 104 | 104 | 104 | 104 |
| | Missing | 2 | 0 | 0 | 0 | 0 | 0 | 0 | 0 |

a. subject of the respondent = PSYCHOLOGY

Frequency Table

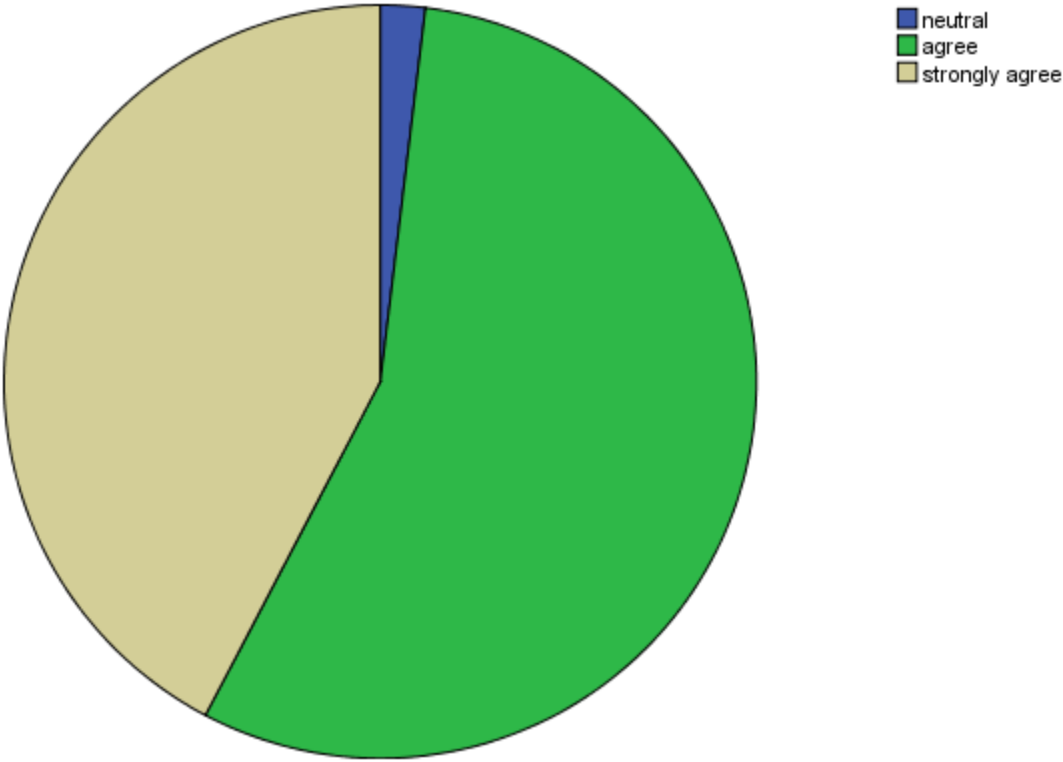
| Curriculum updated enough | | | | | |
|---------------------------|-------------------|-----------|---------|---------------|--------------------|
| | | Frequency | Percent | Valid Percent | Cumulative Percent |
| Valid | strongly disagree | 2 | 1.9 | 2.0 | 2.0 |
| | disagree | 2 | 1.9 | 2.0 | 3.9 |
| | neutral | 6 | 5.8 | 5.9 | 9.8 |
| | agree | 50 | 48.1 | 49.0 | 58.8 |
| | strongly agree | 42 | 40.4 | 41.2 | 100.0 |
| | Total | 102 | 98.1 | 100.0 | |
| Missing | 99 | 2 | 1.9 | | |
| Total | | 104 | 100.0 | | |

a. subject of the respondent = PSYCHOLOGY



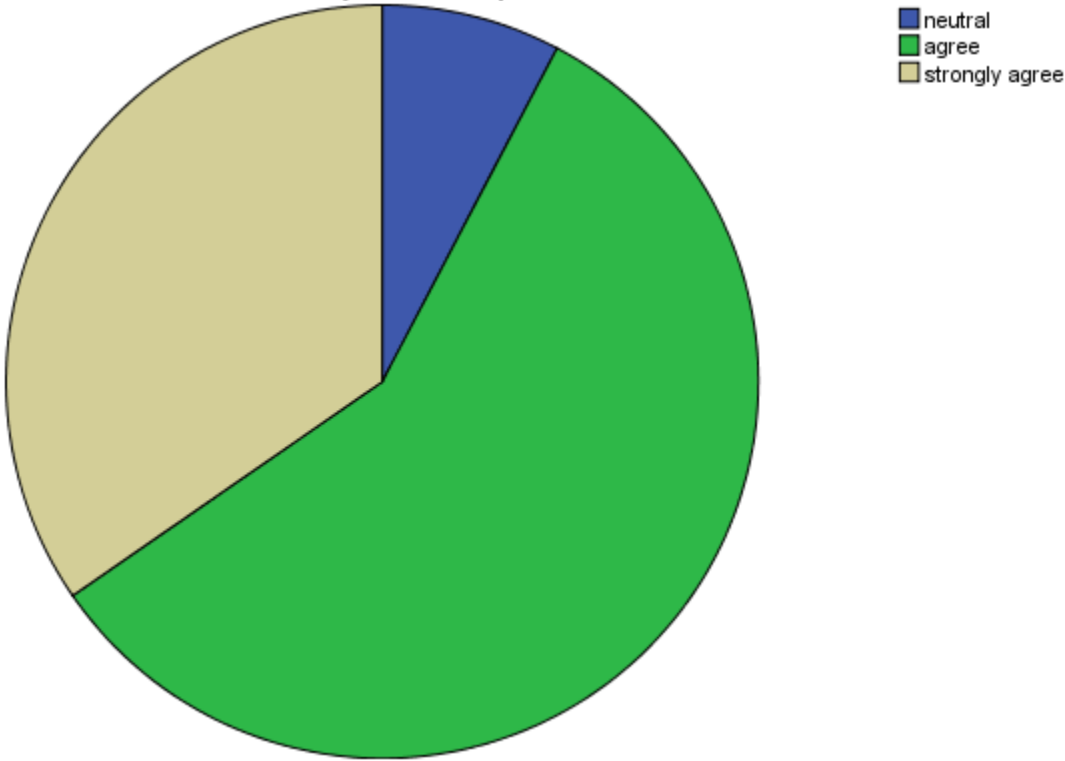
| Curriculum content interesting | | | | | |
|--------------------------------|----------------|-----------|---------|---------------|--------------------|
| | | Frequency | Percent | Valid Percent | Cumulative Percent |
| Valid | neutral | 2 | 1.9 | 1.9 | 1.9 |
| | agree | 58 | 55.8 | 55.8 | 57.7 |
| | strongly agree | 44 | 42.3 | 42.3 | 100.0 |
| | Total | 104 | 100.0 | 100.0 | |

a. subject of the respondent = PSYCHOLOGY



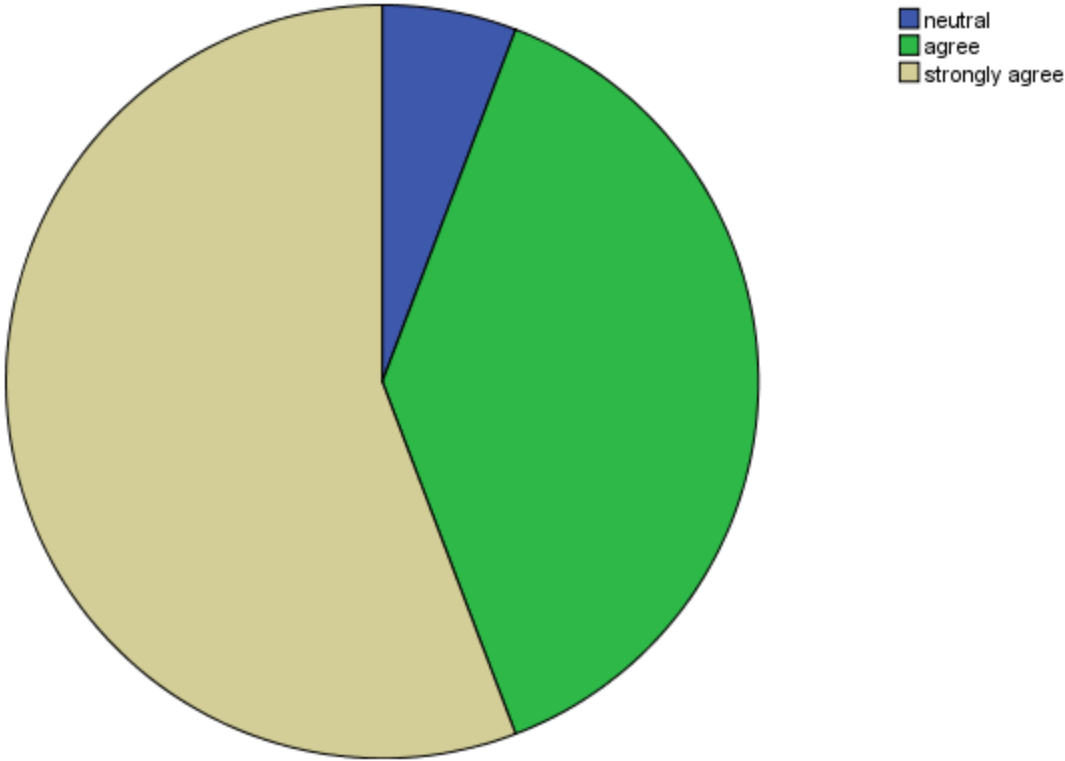
| Curriculum fulfilling your expectation | | | | | |
|--|----------------|-----------|---------|---------------|-----------------------|
| | | Frequency | Percent | Valid Percent | Cumulative Percent |
| Valid | neutral | 8 | 7.7 | 7.7 | 7.7 |
| | agree | 60 | 57.7 | 57.7 | 65.4 |
| | strongly agree | 36 | 34.6 | 34.6 | 100.0 |
| | Total | 104 | 100.0 | 100.0 | |

a. subject of the respondent = PSYCHOLOGY



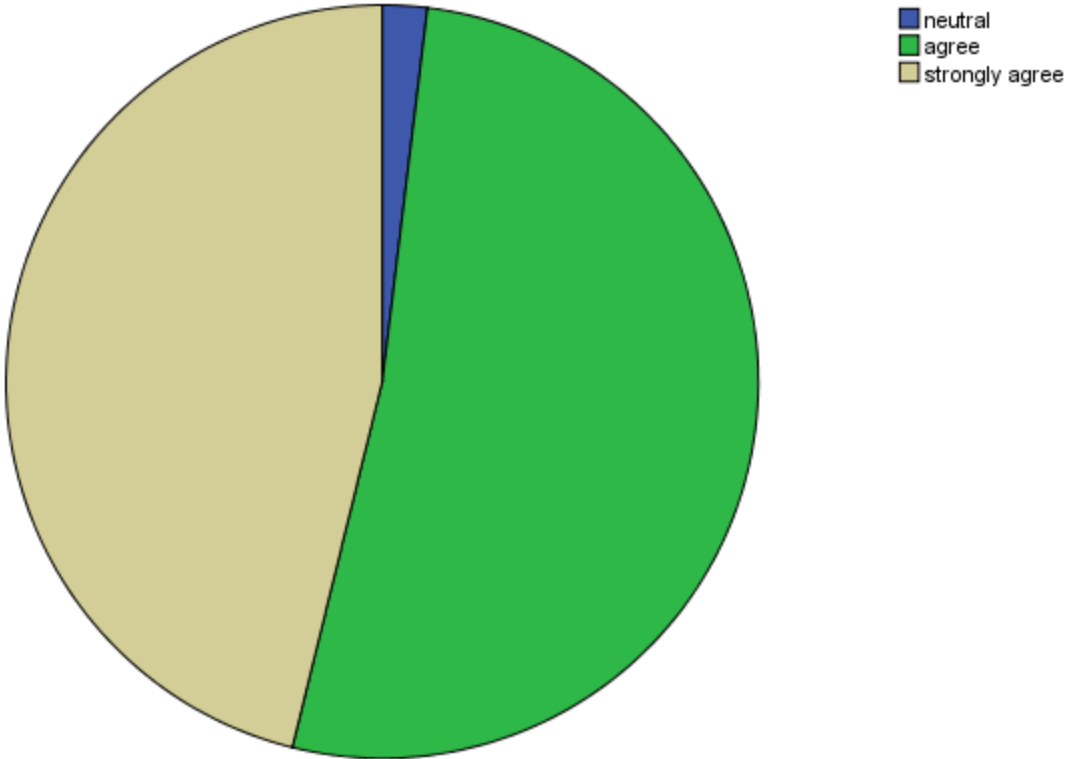
| Curriculum helping in developing your personality | | | | | |
|---|----------------|-----------|---------|---------------|--------------------|
| | | Frequency | Percent | Valid Percent | Cumulative Percent |
| Valid | neutral | 6 | 5.8 | 5.8 | 5.8 |
| | agree | 40 | 38.5 | 38.5 | 44.2 |
| | strongly agree | 58 | 55.8 | 55.8 | 100.0 |
| | Total | 104 | 100.0 | 100.0 | |

a. subject of the respondent = PSYCHOLOGY



| Curriculum applicable in your daily life | | | | | |
|--|----------------|-----------|---------|---------------|--------------------|
| | | Frequency | Percent | Valid Percent | Cumulative Percent |
| Valid | neutral | 2 | 1.9 | 1.9 | 1.9 |
| | agree | 54 | 51.9 | 51.9 | 53.8 |
| | strongly agree | 48 | 46.2 | 46.2 | 100.0 |
| | Total | 104 | 100.0 | 100.0 | |

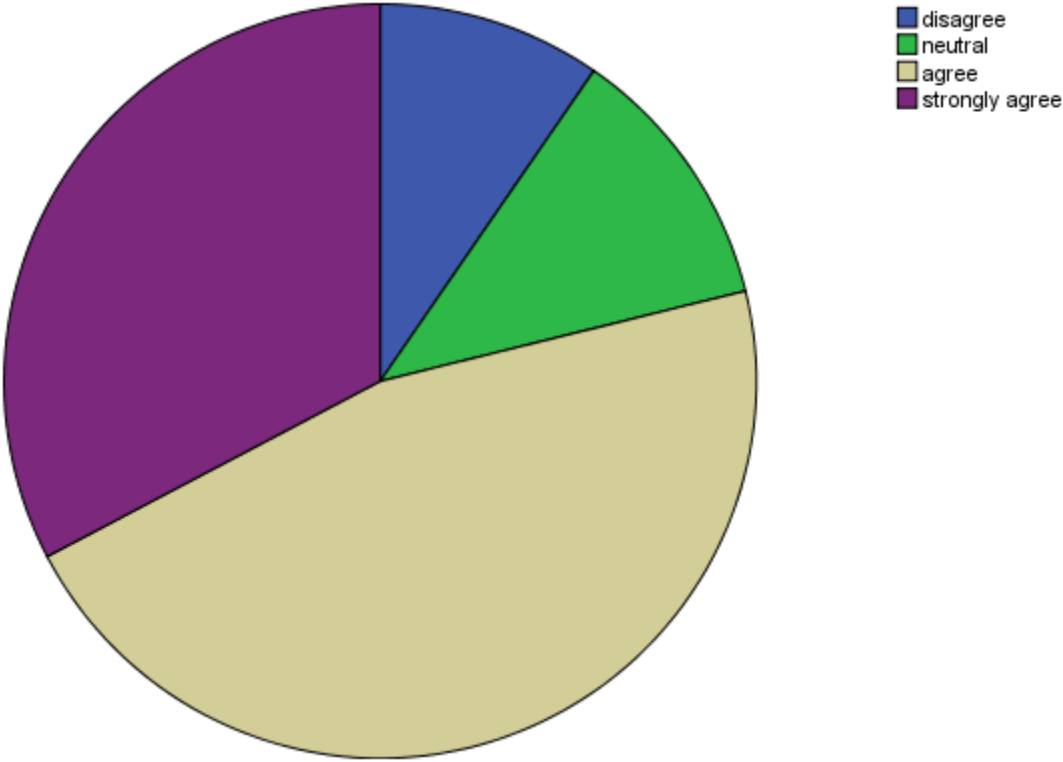
a. subject of the respondent = PSYCHOLOGY



The curriculum is relevant for the solution of local problems

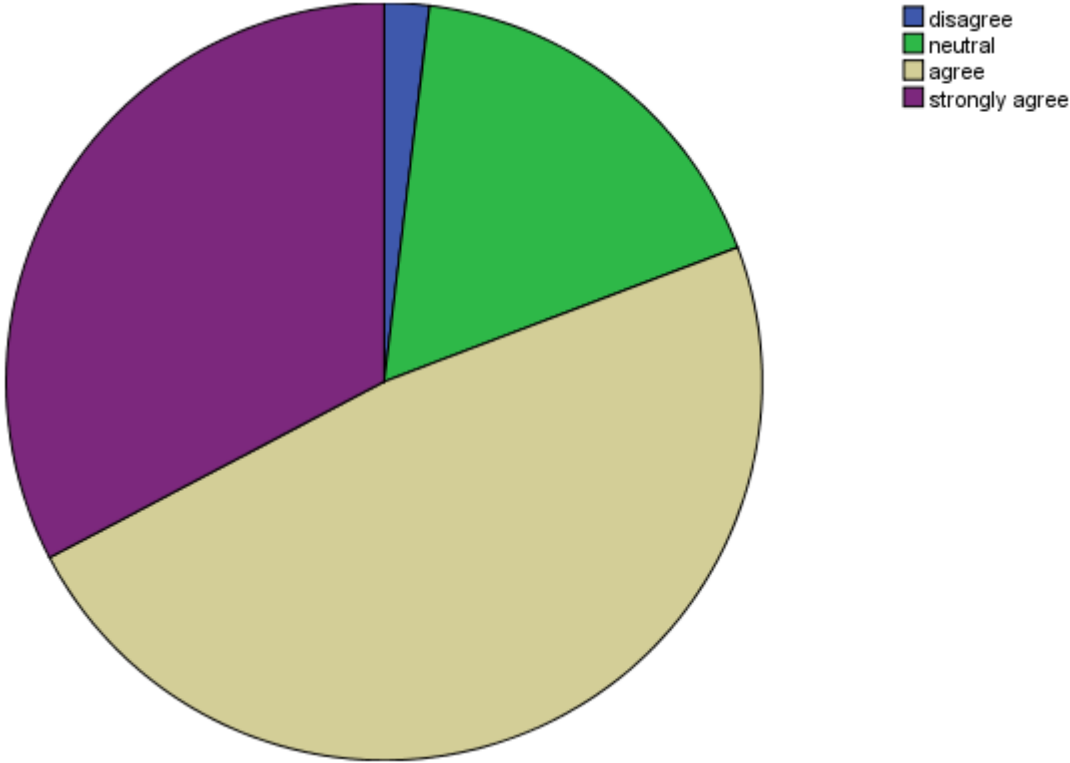
| | | Frequency | Percent | Valid Percent | Cumulative Percent |
|-------|----------------|-----------|---------|---------------|-----------------------|
| Valid | disagree | 10 | 9.6 | 9.6 | 9.6 |
| | neutral | 12 | 11.5 | 11.5 | 21.2 |
| | agree | 48 | 46.2 | 46.2 | 67.3 |
| | strongly agree | 34 | 32.7 | 32.7 | 100.0 |
| | Total | 104 | 100.0 | 100.0 | |

a. subject of the respondent = PSYCHOLOGY



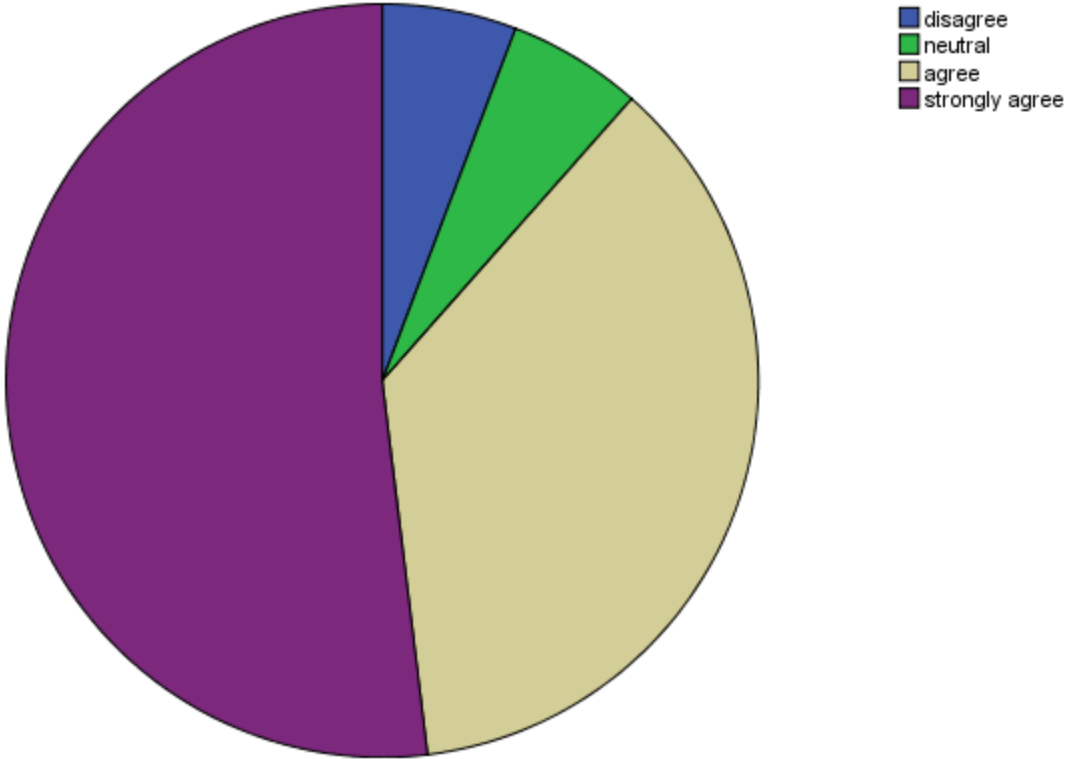
| Need to include skill-based content in the current syllabus | | | | | |
|---|----------------|-----------|---------|---------------|--------------------|
| | | Frequency | Percent | Valid Percent | Cumulative Percent |
| Valid | disagree | 2 | 1.9 | 1.9 | 1.9 |
| | neutral | 18 | 17.3 | 17.3 | 19.2 |
| | agree | 50 | 48.1 | 48.1 | 67.3 |
| | strongly agree | 34 | 32.7 | 32.7 | 100.0 |
| | Total | 104 | 100.0 | 100.0 | |

a. subject of the respondent = PSYCHOLOGY



| Syllabus creates interest to pursue post-graduation/research in a particular subject | | | | | |
|--|----------------|-----------|---------|---------------|--------------------|
| | | Frequency | Percent | Valid Percent | Cumulative Percent |
| Valid | disagree | 6 | 5.8 | 5.8 | 5.8 |
| | neutral | 6 | 5.8 | 5.8 | 11.5 |
| | agree | 38 | 36.5 | 36.5 | 48.1 |
| | strongly agree | 54 | 51.9 | 51.9 | 100.0 |
| | Total | 104 | 100.0 | 100.0 | |

a. subject of the respondent = PSYCHOLOGY



Subject of the respondent = SOCIOLOGY

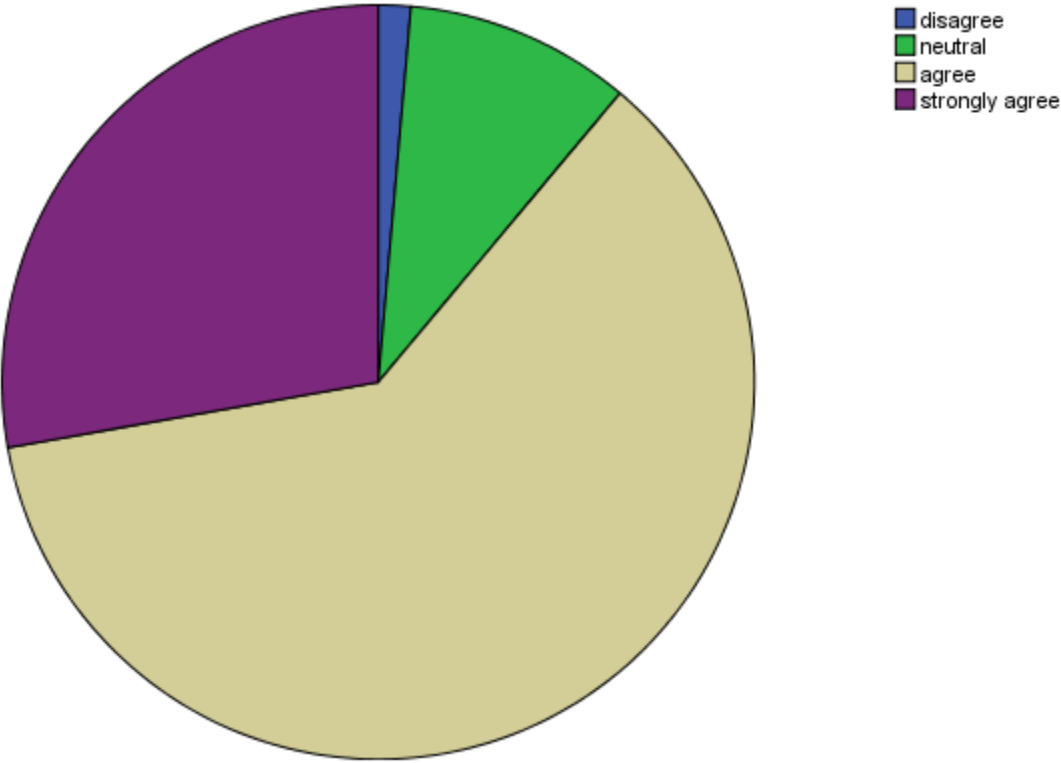
| Statistics | | | | | | | | | |
|------------|---------|---------------------------|--------------------------------|--|---|--|---|---|--|
| | | Curriculum updated enough | Curriculum content interesting | Curriculum fulfilling your expectation | Curriculum helping in developing your personality | Curriculum applicable in your daily life | The curriculum is relevant for the solution of local problems | Need to include skill-based content in the current syllabus | Syllabus creates interest to pursue post-graduation/research in a particular subject |
| N | Valid | 144 | 144 | 144 | 144 | 144 | 144 | 144 | 144 |
| | Missing | 0 | 0 | 0 | 0 | 0 | 0 | 0 | 0 |

a. subject of the respondent = SOCIOLOGY

Frequency Table

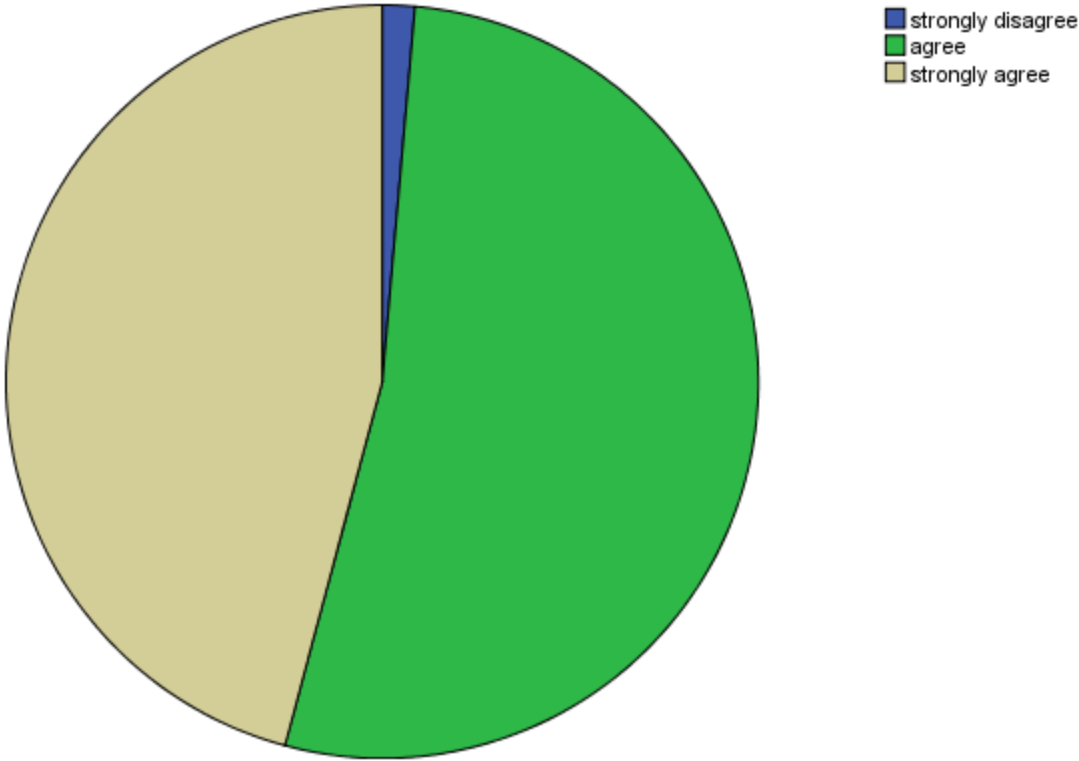
| Curriculum updated enough | | | | | |
|---------------------------|----------------|-----------|---------|---------------|--------------------|
| | | Frequency | Percent | Valid Percent | Cumulative Percent |
| Valid | disagree | 2 | 1.4 | 1.4 | 1.4 |
| | neutral | 14 | 9.7 | 9.7 | 11.1 |
| | agree | 88 | 61.1 | 61.1 | 72.2 |
| | strongly agree | 40 | 27.8 | 27.8 | 100.0 |
| | Total | 144 | 100.0 | 100.0 | |

a. subject of the respondent = SOCIOLOGY



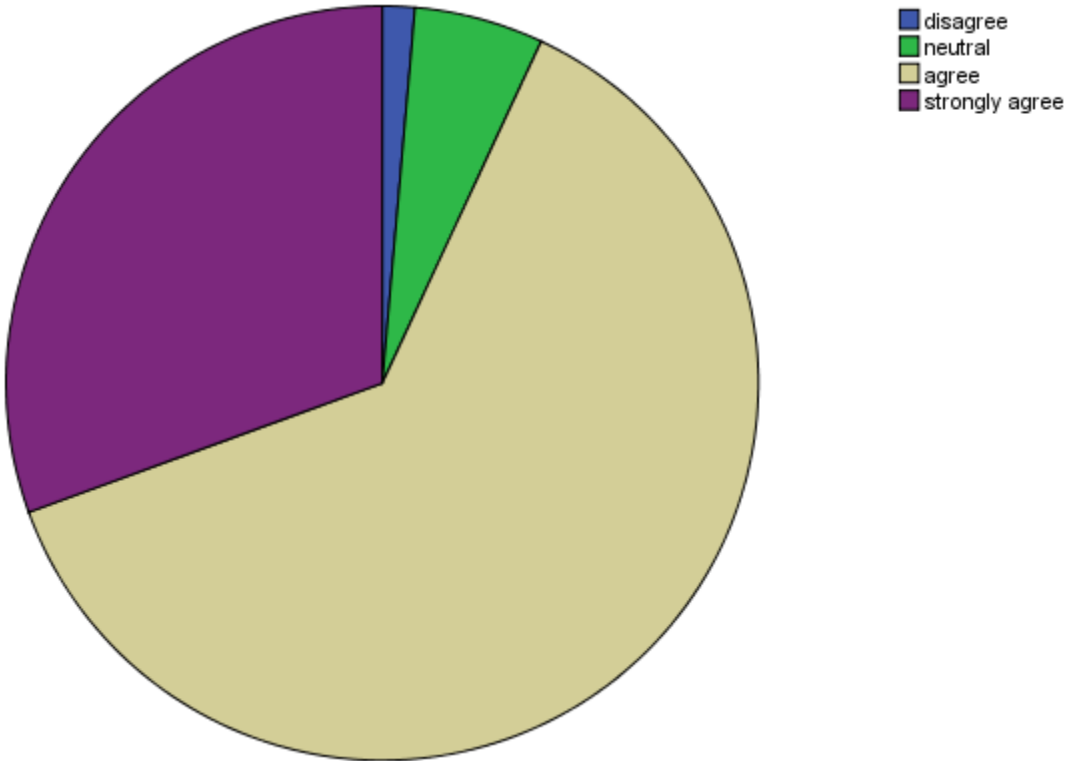
| Curriculum content interesting | | | | | |
|--------------------------------|-------------------|-----------|---------|---------------|-----------------------|
| | | Frequency | Percent | Valid Percent | Cumulative Percent |
| Valid | strongly disagree | 2 | 1.4 | 1.4 | 1.4 |
| | agree | 76 | 52.8 | 52.8 | 54.2 |
| | strongly agree | 66 | 45.8 | 45.8 | 100.0 |
| | Total | 144 | 100.0 | 100.0 | |

a. subject of the respondent = SOCIOLOGY



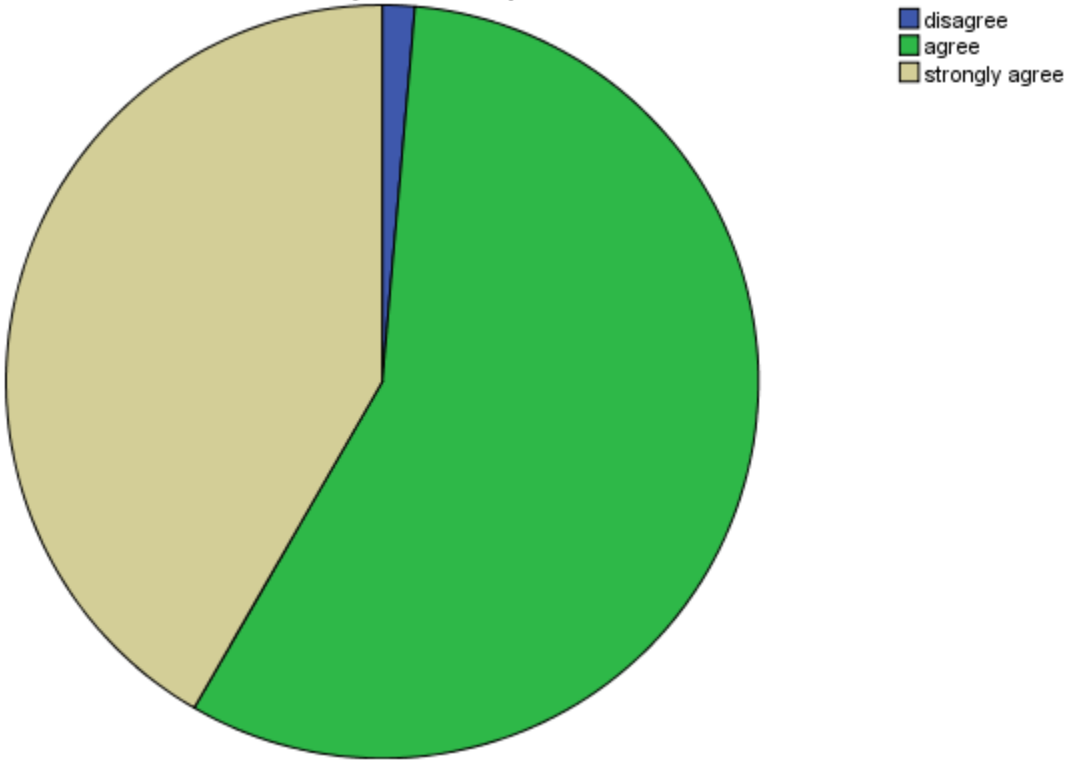
| Curriculum fulfilling your expectation | | | | | |
|--|----------------|-----------|---------|---------------|--------------------|
| | | Frequency | Percent | Valid Percent | Cumulative Percent |
| Valid | disagree | 2 | 1.4 | 1.4 | 1.4 |
| | neutral | 8 | 5.6 | 5.6 | 6.9 |
| | agree | 90 | 62.5 | 62.5 | 69.4 |
| | strongly agree | 44 | 30.6 | 30.6 | 100.0 |
| | Total | 144 | 100.0 | 100.0 | |

a. subject of the respondent = SOCIOLOGY



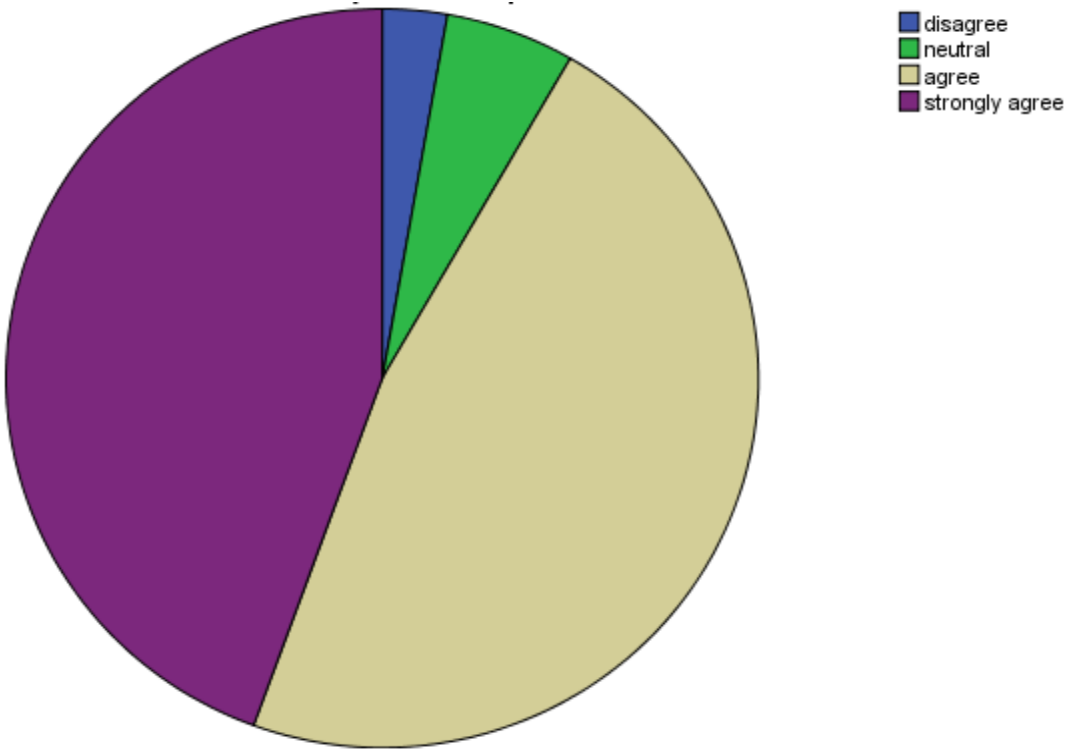
| Curriculum helping in developing your personality | | | | | |
|---|----------------|-----------|---------|---------------|--------------------|
| | | Frequency | Percent | Valid Percent | Cumulative Percent |
| Valid | disagree | 2 | 1.4 | 1.4 | 1.4 |
| | agree | 82 | 56.9 | 56.9 | 58.3 |
| | strongly agree | 60 | 41.7 | 41.7 | 100.0 |
| | Total | 144 | 100.0 | 100.0 | |

a. subject of the respondent = SOCIOLOGY



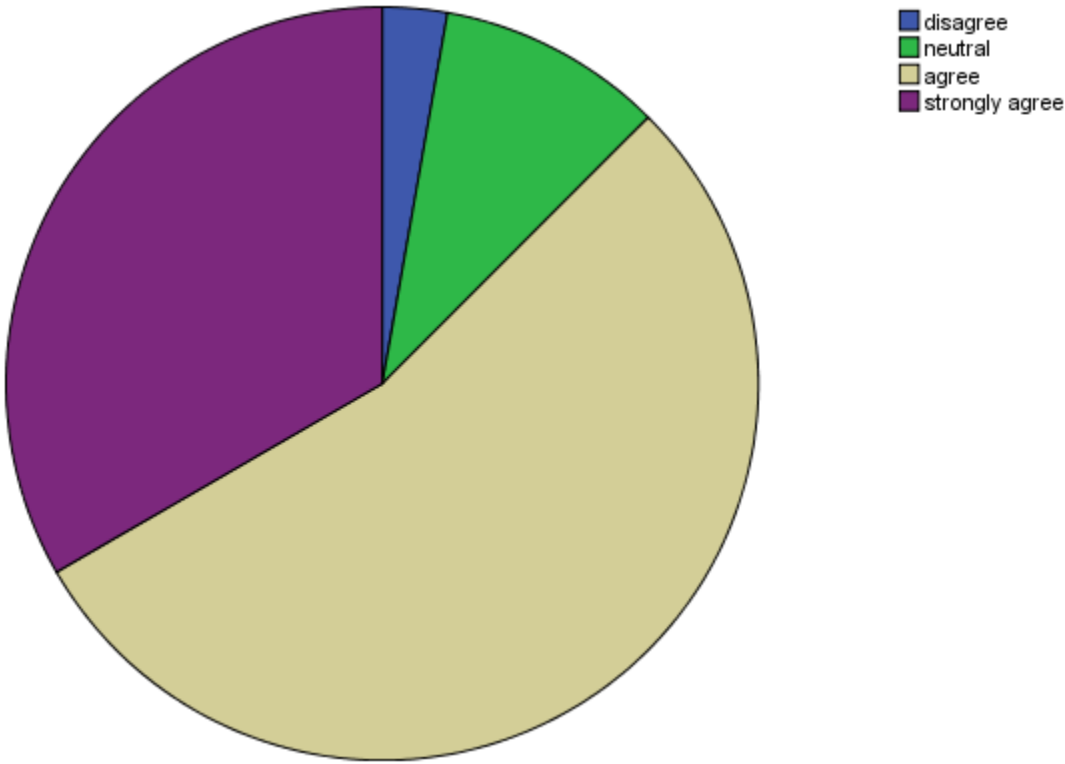
| Curriculum applicable in your daily life | | | | | |
|--|----------------|-----------|---------|---------------|--------------------|
| | | Frequency | Percent | Valid Percent | Cumulative Percent |
| Valid | disagree | 4 | 2.8 | 2.8 | 2.8 |
| | neutral | 8 | 5.6 | 5.6 | 8.3 |
| | agree | 68 | 47.2 | 47.2 | 55.6 |
| | strongly agree | 64 | 44.4 | 44.4 | 100.0 |
| | Total | 144 | 100.0 | 100.0 | |

a. subject of the respondent = SOCIOLOGY



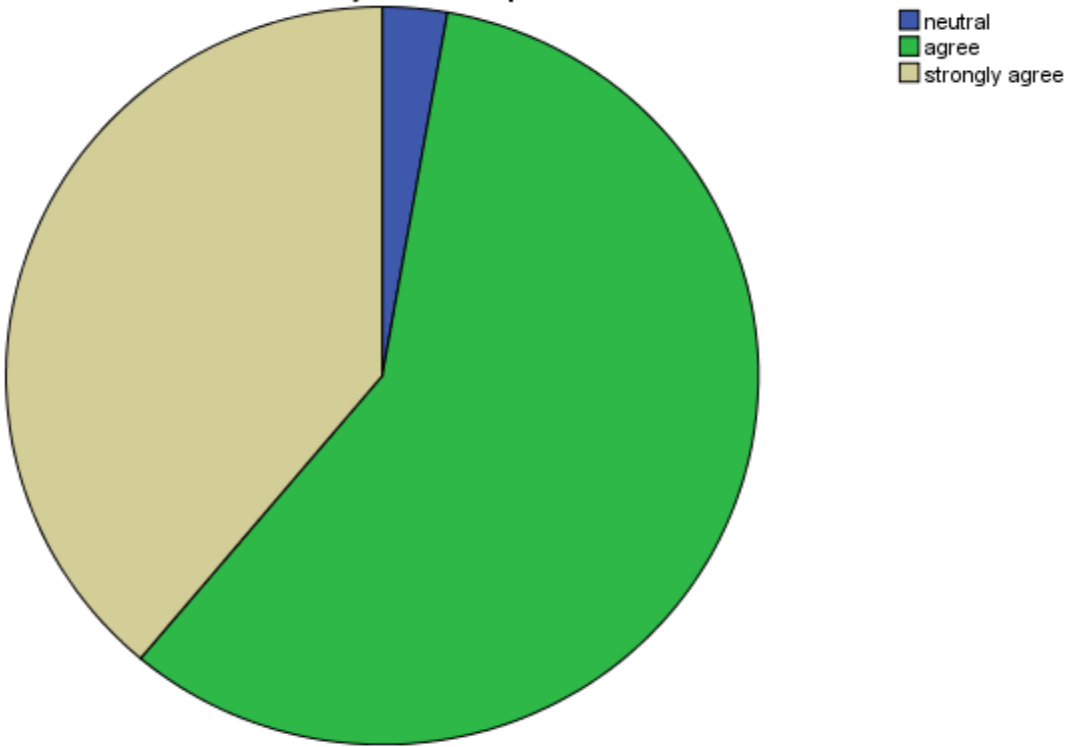
| The curriculum is relevant for the solution of local problems | | | | | |
|---|----------------|-----------|---------|---------------|-----------------------|
| | | Frequency | Percent | Valid Percent | Cumulative Percent |
| Valid | disagree | 4 | 2.8 | 2.8 | 2.8 |
| | neutral | 14 | 9.7 | 9.7 | 12.5 |
| | agree | 78 | 54.2 | 54.2 | 66.7 |
| | strongly agree | 48 | 33.3 | 33.3 | 100.0 |
| | Total | 144 | 100.0 | 100.0 | |

a. subject of the respondent = SOCIOLOGY



| Need to include skill-based content in the current syllabus | | | | | |
|---|----------------|-----------|---------|---------------|--------------------|
| | | Frequency | Percent | Valid Percent | Cumulative Percent |
| Valid | neutral | 4 | 2.8 | 2.8 | 2.8 |
| | agree | 84 | 58.3 | 58.3 | 61.1 |
| | strongly agree | 56 | 38.9 | 38.9 | 100.0 |
| | Total | 144 | 100.0 | 100.0 | |

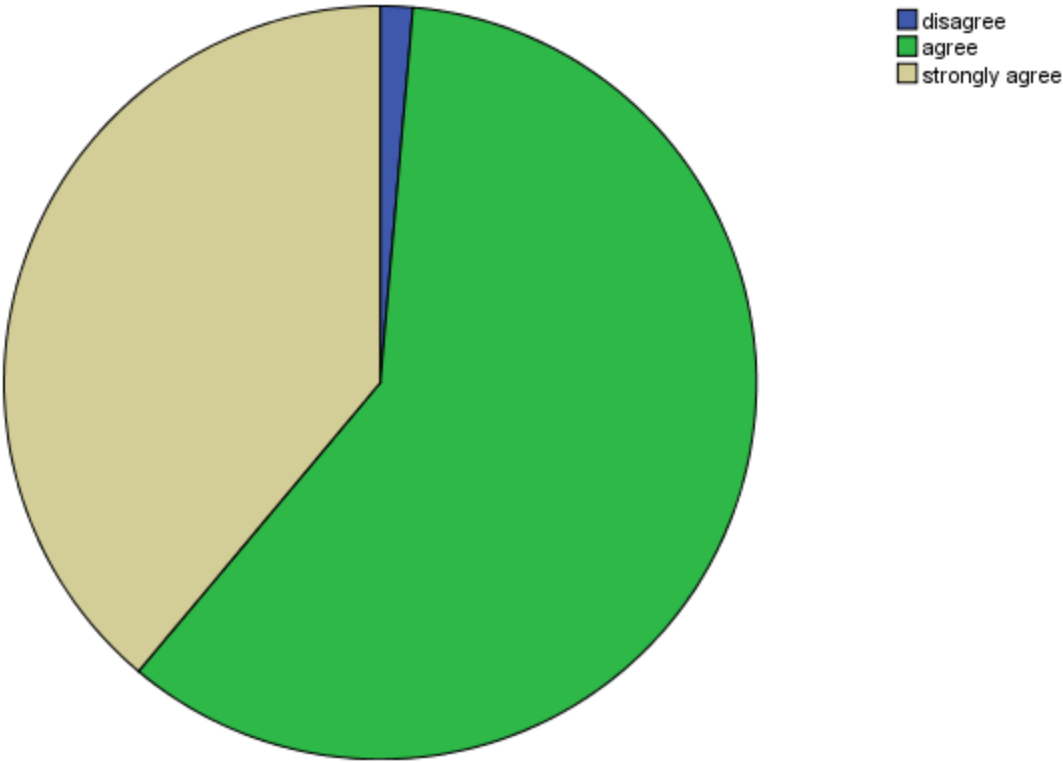
a. subject of the respondent = SOCIOLOGY



Syllabus creates interest to pursue post-graduation/research in a particular subject

| | | Frequency | Percent | Valid Percent | Cumulative Percent |
|-------|----------------|-----------|---------|---------------|-----------------------|
| Valid | disagree | 2 | 1.4 | 1.4 | 1.4 |
| | agree | 86 | 59.7 | 59.7 | 61.1 |
| | strongly agree | 56 | 38.9 | 38.9 | 100.0 |
| | Total | 144 | 100.0 | 100.0 | |

a. subject of the respondent = SOCIOLOGY



Subject of the respondent = ZOOLOGY

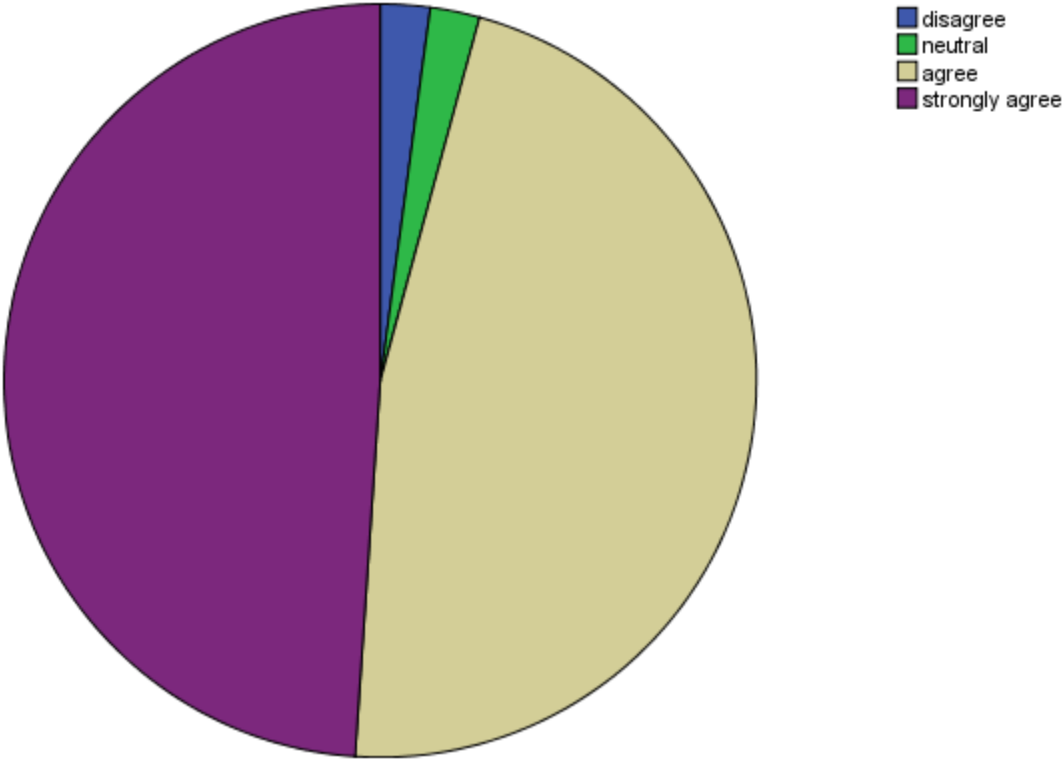
| Statistics | | | | | | | | | |
|------------|---------|---------------------------|--------------------------------|--|---|--|---|---|--|
| | | Curriculum updated enough | Curriculum content interesting | Curriculum fulfilling your expectation | Curriculum helping in developing your personality | Curriculum applicable in your daily life | The curriculum is relevant for the solution of local problems | Need to include skill-based content in the current syllabus | Syllabus creates interest to pursue post-graduation/research in a particular subject |
| N | Valid | 94 | 94 | 94 | 94 | 94 | 94 | 94 | 94 |
| | Missing | 0 | 0 | 0 | 0 | 0 | 0 | 0 | 0 |

a. subject of the respondent = ZOOLOGY

Frequency Table

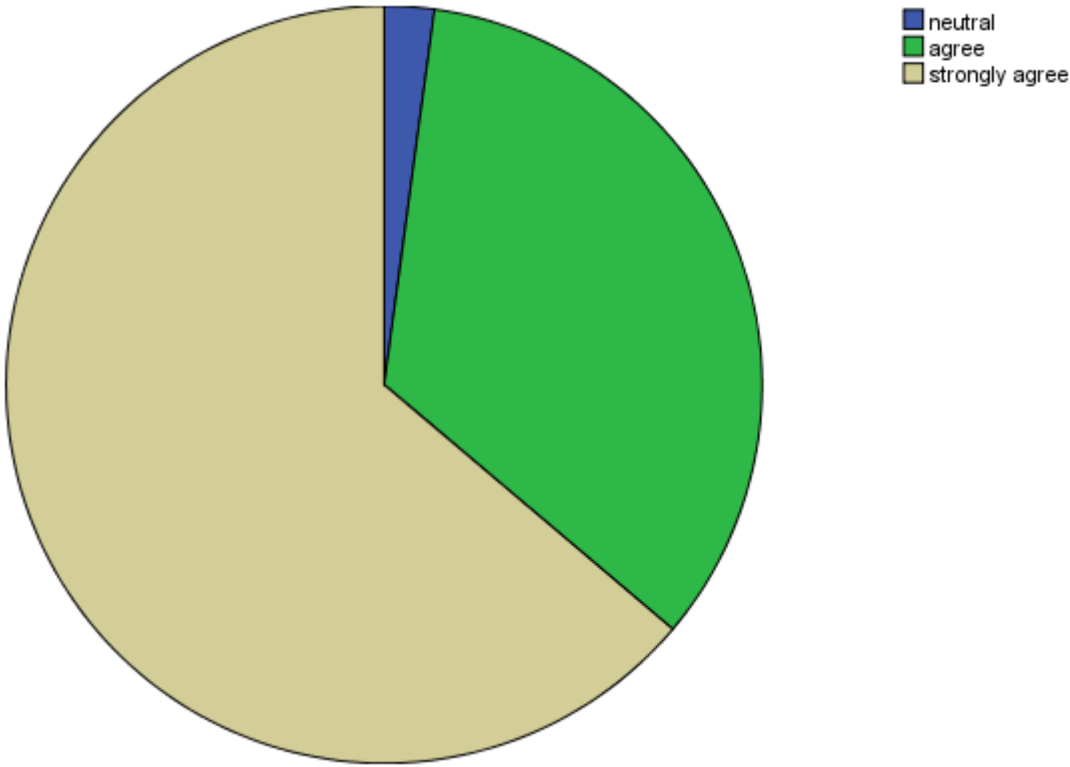
| Curriculum updated enough | | | | | |
|---------------------------|----------------|-----------|---------|---------------|--------------------|
| | | Frequency | Percent | Valid Percent | Cumulative Percent |
| Valid | disagree | 2 | 2.1 | 2.1 | 2.1 |
| | neutral | 2 | 2.1 | 2.1 | 4.3 |
| | agree | 44 | 46.8 | 46.8 | 51.1 |
| | strongly agree | 46 | 48.9 | 48.9 | 100.0 |
| | Total | 94 | 100.0 | 100.0 | |

a. subject of the respondent = ZOOLOGY



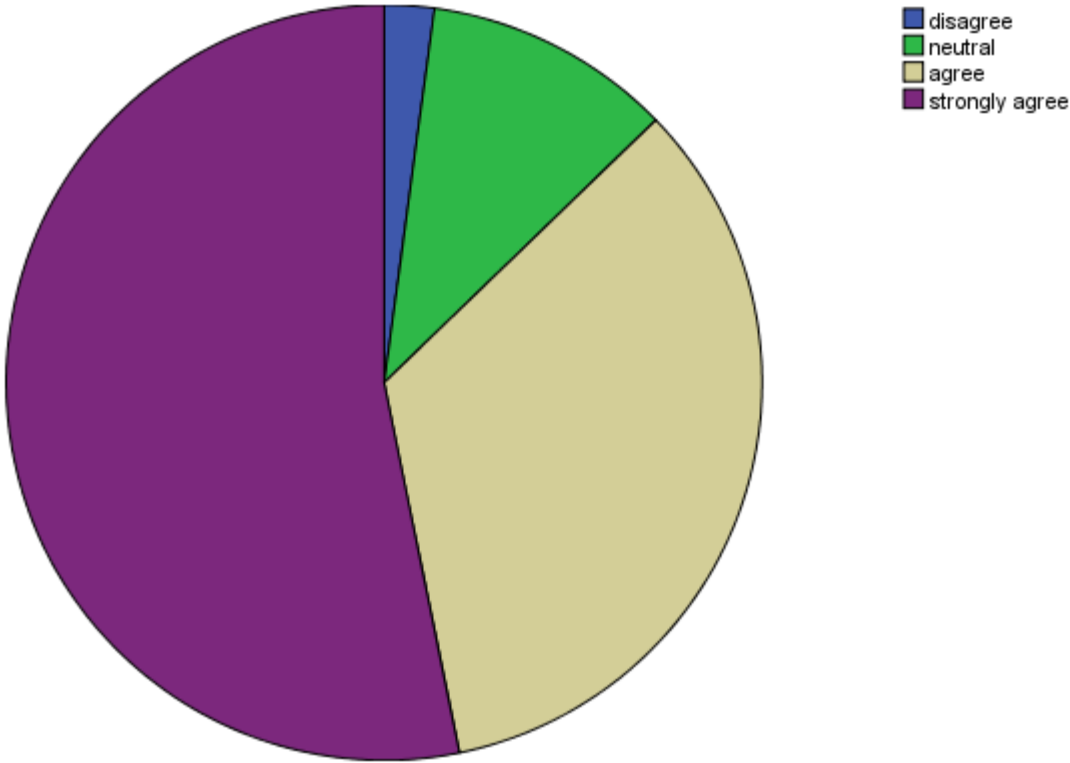
| Curriculum content interesting | | | | | |
|--------------------------------|----------------|-----------|---------|---------------|--------------------|
| | | Frequency | Percent | Valid Percent | Cumulative Percent |
| Valid | neutral | 2 | 2.1 | 2.1 | 2.1 |
| | agree | 32 | 34.0 | 34.0 | 36.2 |
| | strongly agree | 60 | 63.8 | 63.8 | 100.0 |
| | Total | 94 | 100.0 | 100.0 | |

a. subject of the respondent = ZOOLOGY



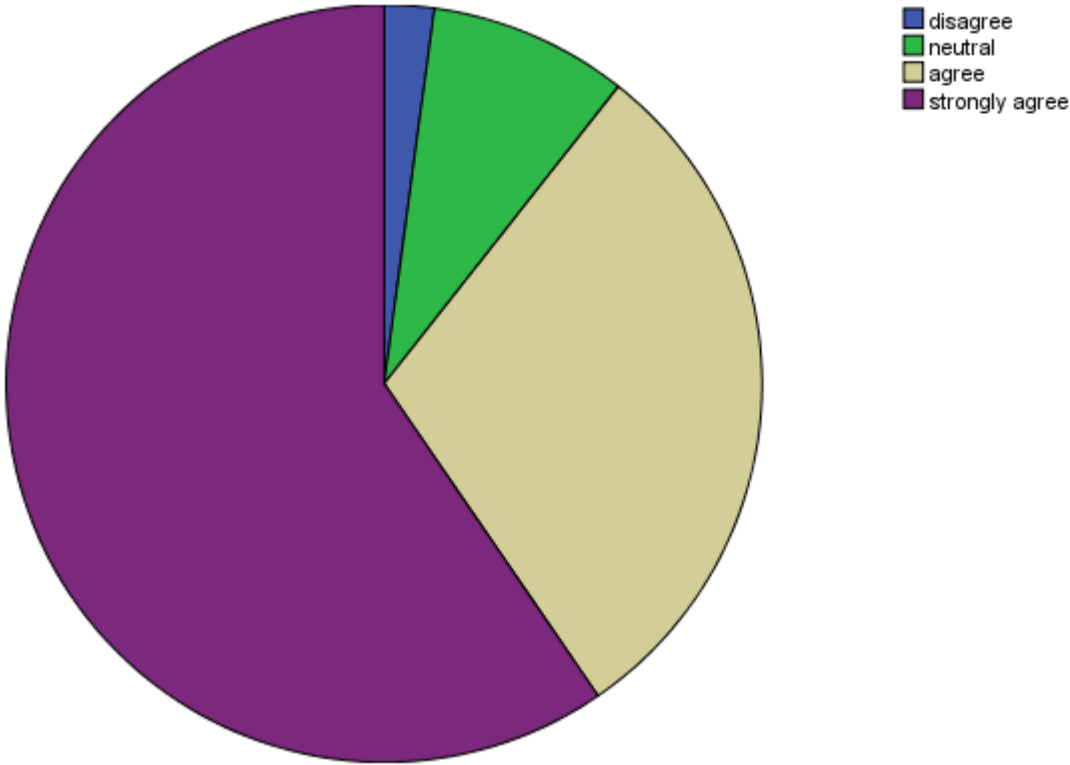
| Curriculum fulfilling your expectation | | | | | |
|--|----------------|-----------|---------|---------------|--------------------|
| | | Frequency | Percent | Valid Percent | Cumulative Percent |
| Valid | disagree | 2 | 2.1 | 2.1 | 2.1 |
| | neutral | 10 | 10.6 | 10.6 | 12.8 |
| | agree | 32 | 34.0 | 34.0 | 46.8 |
| | strongly agree | 50 | 53.2 | 53.2 | 100.0 |
| | Total | 94 | 100.0 | 100.0 | |

a. subject of the respondent = ZOOLOGY



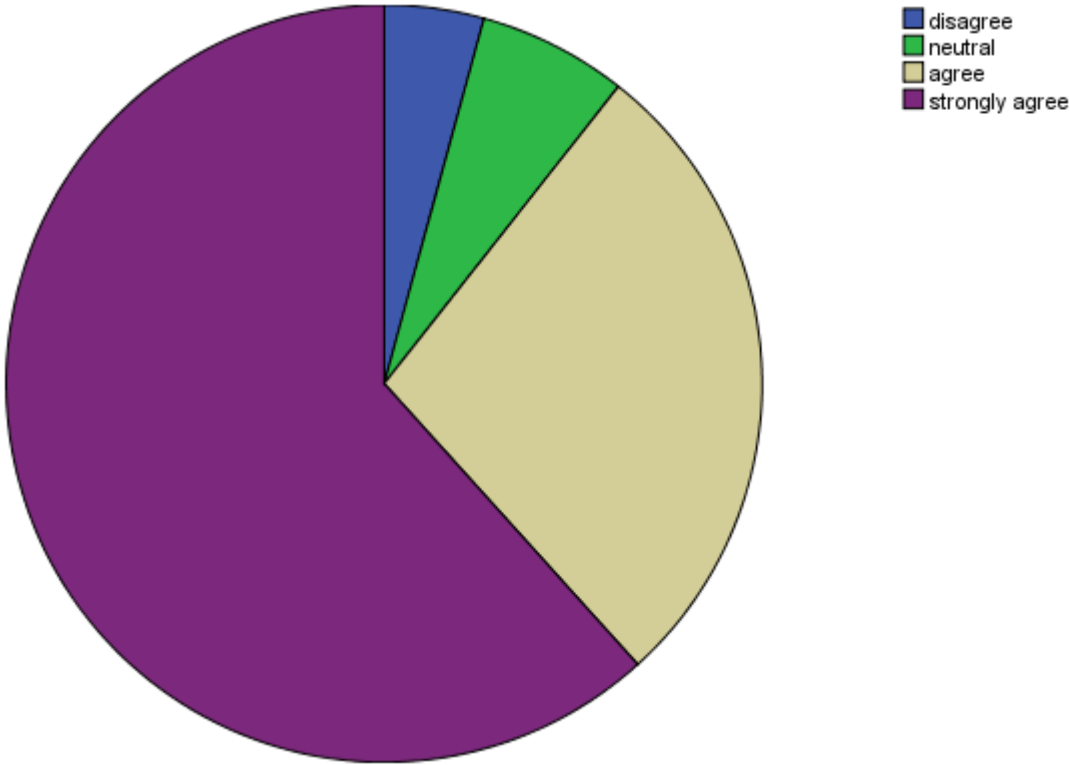
| Curriculum helping in developing your personality | | | | | |
|---|----------------|-----------|---------|---------------|--------------------|
| | | Frequency | Percent | Valid Percent | Cumulative Percent |
| Valid | disagree | 2 | 2.1 | 2.1 | 2.1 |
| | neutral | 8 | 8.5 | 8.5 | 10.6 |
| | agree | 28 | 29.8 | 29.8 | 40.4 |
| | strongly agree | 56 | 59.6 | 59.6 | 100.0 |
| | Total | 94 | 100.0 | 100.0 | |

a. subject of the respondent = ZOOLOGY



| Curriculum applicable in your daily life | | Frequency | Percent | Valid Percent | Cumulative Percent |
|--|----------------|-----------|---------|---------------|--------------------|
| Valid | disagree | 4 | 4.3 | 4.3 | 4.3 |
| | neutral | 6 | 6.4 | 6.4 | 10.6 |
| | agree | 26 | 27.7 | 27.7 | 38.3 |
| | strongly agree | 58 | 61.7 | 61.7 | 100.0 |
| | Total | 94 | 100.0 | 100.0 | |

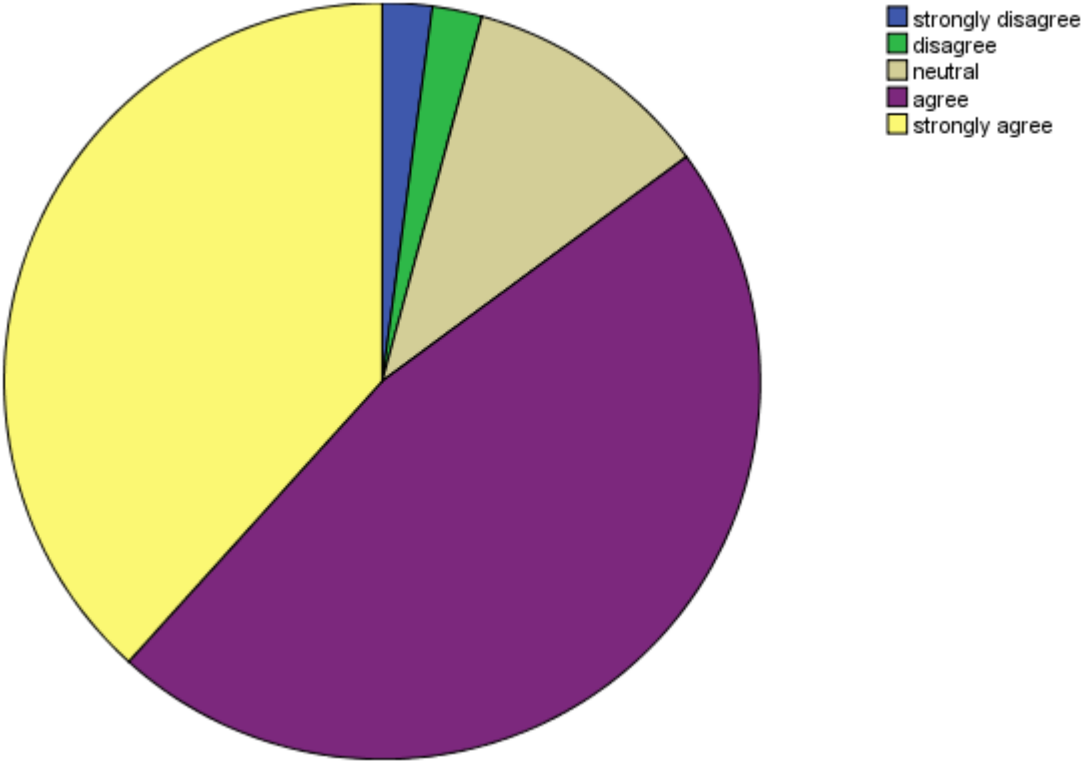
a. subject of the respondent = ZOOLOGY



The curriculum is relevant for the solution of local problems

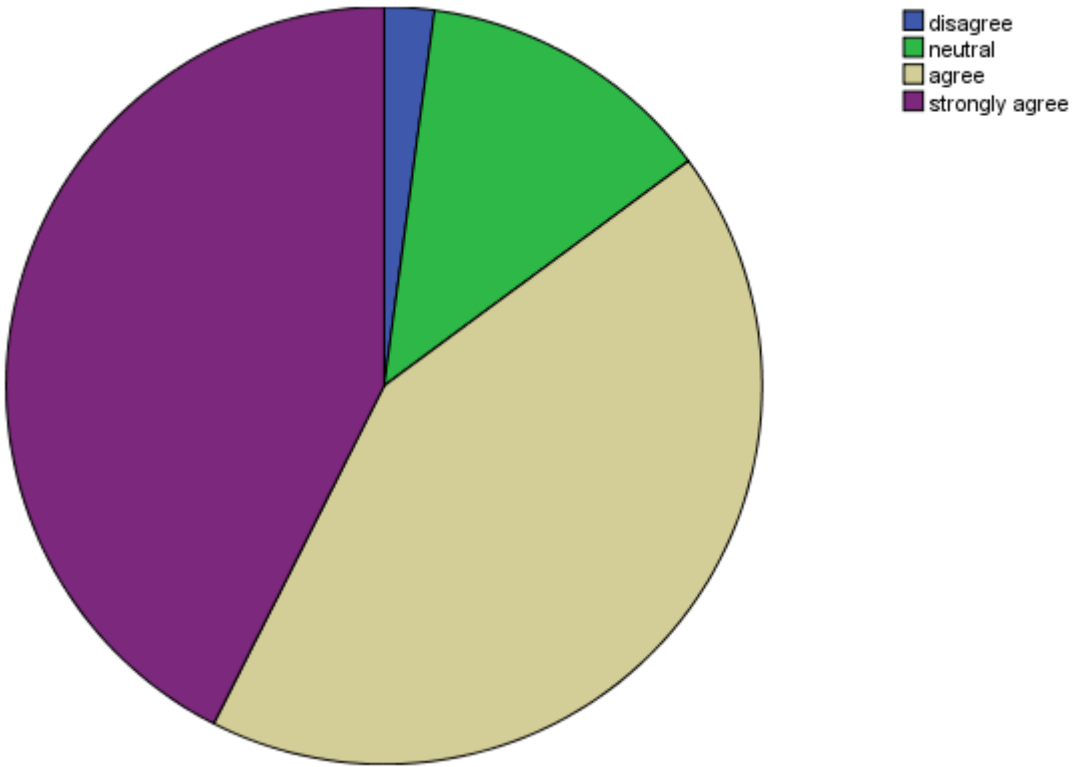
| | | Frequency | Percent | Valid Percent | Cumulative Percent |
|-------|-------------------|-----------|---------|---------------|-----------------------|
| Valid | strongly disagree | 2 | 2.1 | 2.1 | 2.1 |
| | disagree | 2 | 2.1 | 2.1 | 4.3 |
| | neutral | 10 | 10.6 | 10.6 | 14.9 |
| | agree | 44 | 46.8 | 46.8 | 61.7 |
| | strongly agree | 36 | 38.3 | 38.3 | 100.0 |
| | Total | 94 | 100.0 | 100.0 | |

a. subject of the respondent = ZOOLOGY



| Need to include skill-based content in the current syllabus | | | | | |
|---|----------------|-----------|---------|---------------|--------------------|
| | | Frequency | Percent | Valid Percent | Cumulative Percent |
| Valid | disagree | 2 | 2.1 | 2.1 | 2.1 |
| | neutral | 12 | 12.8 | 12.8 | 14.9 |
| | agree | 40 | 42.6 | 42.6 | 57.4 |
| | strongly agree | 40 | 42.6 | 42.6 | 100.0 |
| | Total | 94 | 100.0 | 100.0 | |

a. subject of the respondent = ZOOLOGY



| Syllabus creates interest to pursue post-graduation/research in a particular subject | | Frequency | Percent | Valid Percent | Cumulative Percent |
|--|----------------|-----------|---------|---------------|--------------------|
| Valid | disagree | 2 | 2.1 | 2.1 | 2.1 |
| | neutral | 4 | 4.3 | 4.3 | 6.4 |
| | agree | 24 | 25.5 | 25.5 | 31.9 |
| | strongly agree | 64 | 68.1 | 68.1 | 100.0 |
| | Total | 94 | 100.0 | 100.0 | |

a. subject of the respondent = ZOOLOGY

