

## Feedback from Teachers for College and Curriculum

The quality of any institution largely depends on the quality of teachers. Any institution can retain a quality teacher when the aspirations of the teacher is fulfilled. Hence feedback from the faculty members is taken to take care of their expectations and their suggestions in each area. Teachers are important stakeholders who deliver the syllabus to students and are aware about the new advances in discipline, so it is important to take feedback from them for design and development of syllabus.

### Frequencies

#### Statistics

		Teaching	Discipline	Cultural Activity	Cleanliness	Library	Sports and other physical development facility
N	Valid	63	63	63	63	63	63
	Missing	0	0	0	0	0	0

#### Statistics

		Office Assistance	Field study, extension and community work	Career Guidance	Guest lecture, seminar and workshop	opportunity for personality development
N	Valid	63	62	62	62	63
	Missing	0	1	1	1	0

#### Statistics

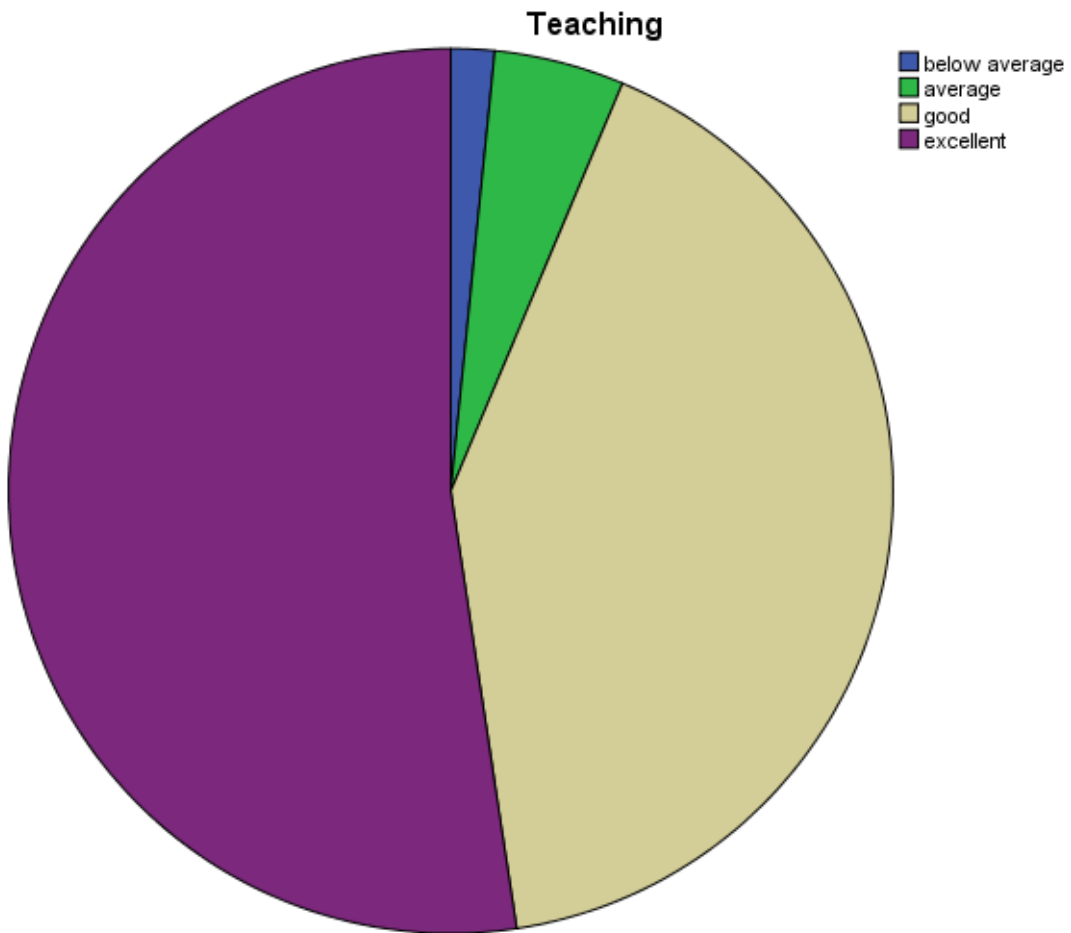
		curriculum updated enough	curriculum content interesting	curriculum fulfilling your expectation	curriculum helping in developing your personality	curriculum applicable in your daily life
N	Valid	63	63	63	63	63
	Missing	0	0	0	0	0

#### Statistics

		The curriculum is relevant for the solution of local problems	need to include skill-based content in the current syllabus	syllabus creates interest to pursue post-graduation/research in particular subject
N	Valid	63	63	63
	Missing	0	0	0

## Frequency Table and Pie Chart

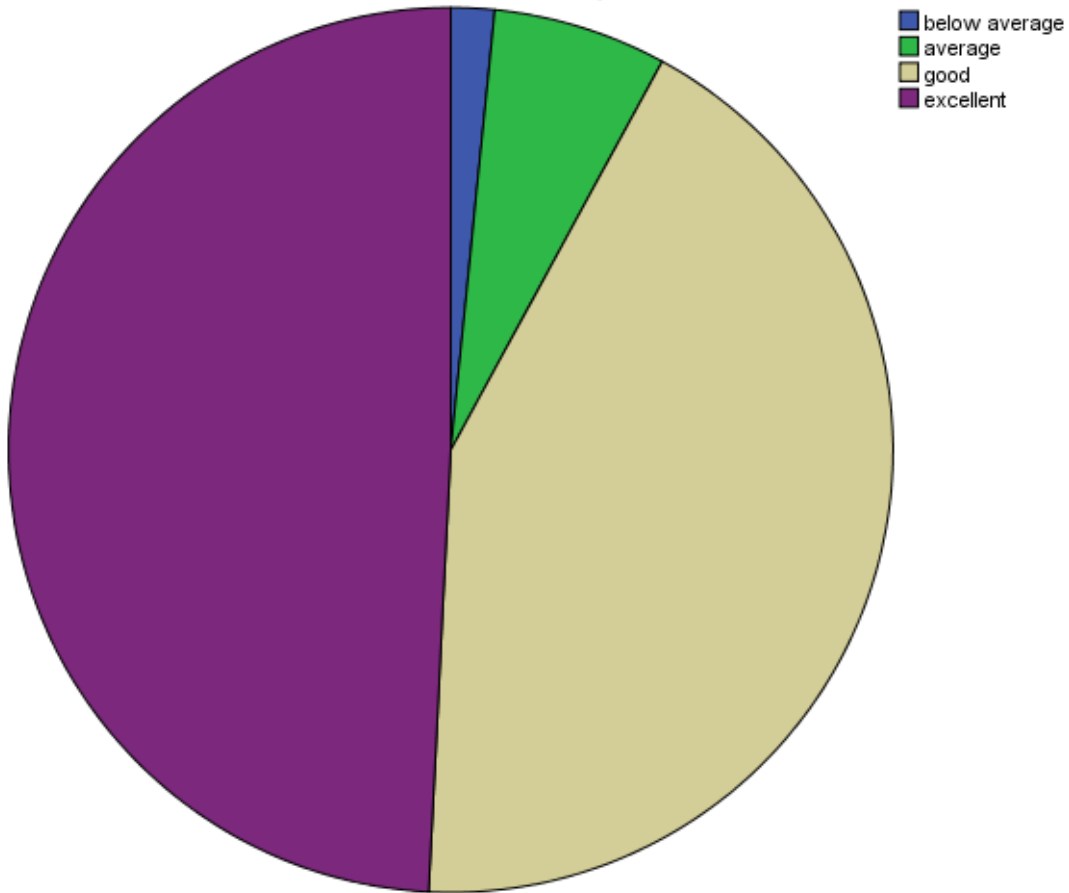
Teaching				
	Frequency	Percent	Valid Percent	Cumulative Percent
	below average	1	1.6	1.6
	average	3	4.8	6.3
Valid	good	26	41.3	47.6
	excellent	33	52.4	100.0
	Total	63	100.0	



**Discipline**

	Frequency	Percent	Valid Percent	Cumulative Percent
	below average	1	1.6	1.6
	average	4	6.3	7.9
Valid	good	27	42.9	50.8
	excellent	31	49.2	100.0
	Total	63	100.0	100.0

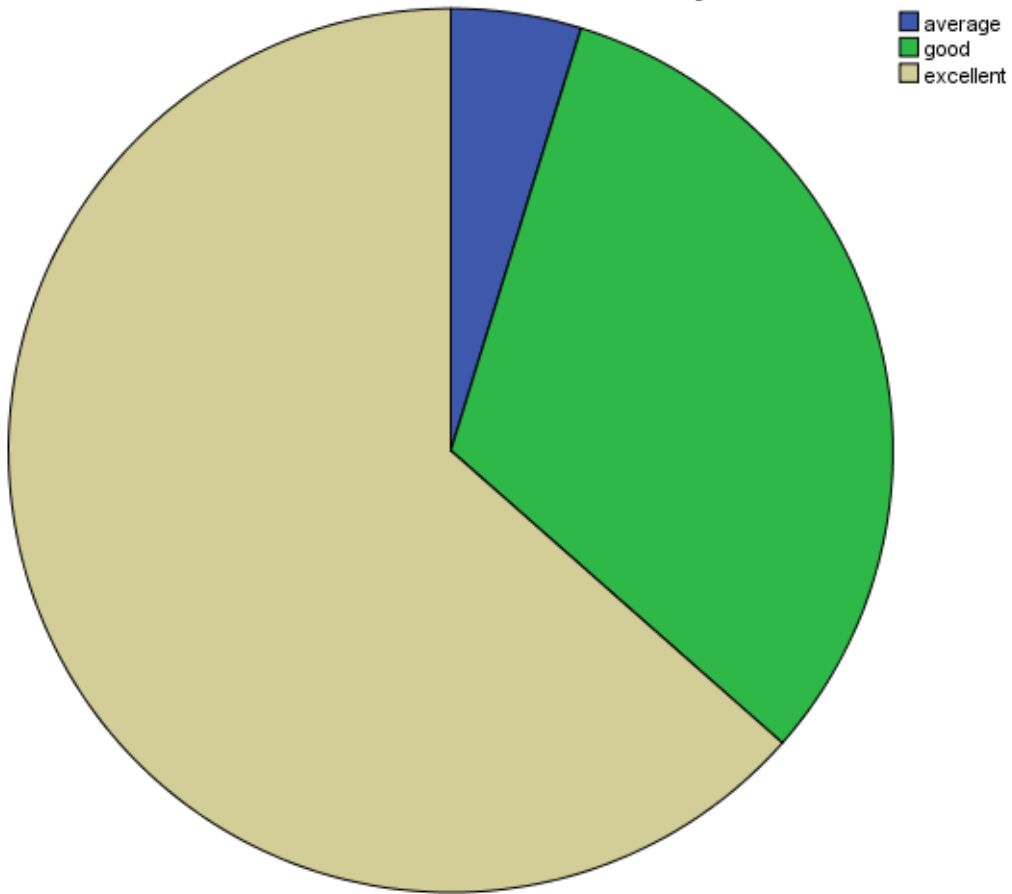
**Discipline**



**Cultural Activity**

	Frequency	Percent	Valid Percent	Cumulative Percent
Valid				
average	3	4.8	4.8	4.8
good	20	31.7	31.7	36.5
excellent	40	63.5	63.5	100.0
Total	63	100.0	100.0	

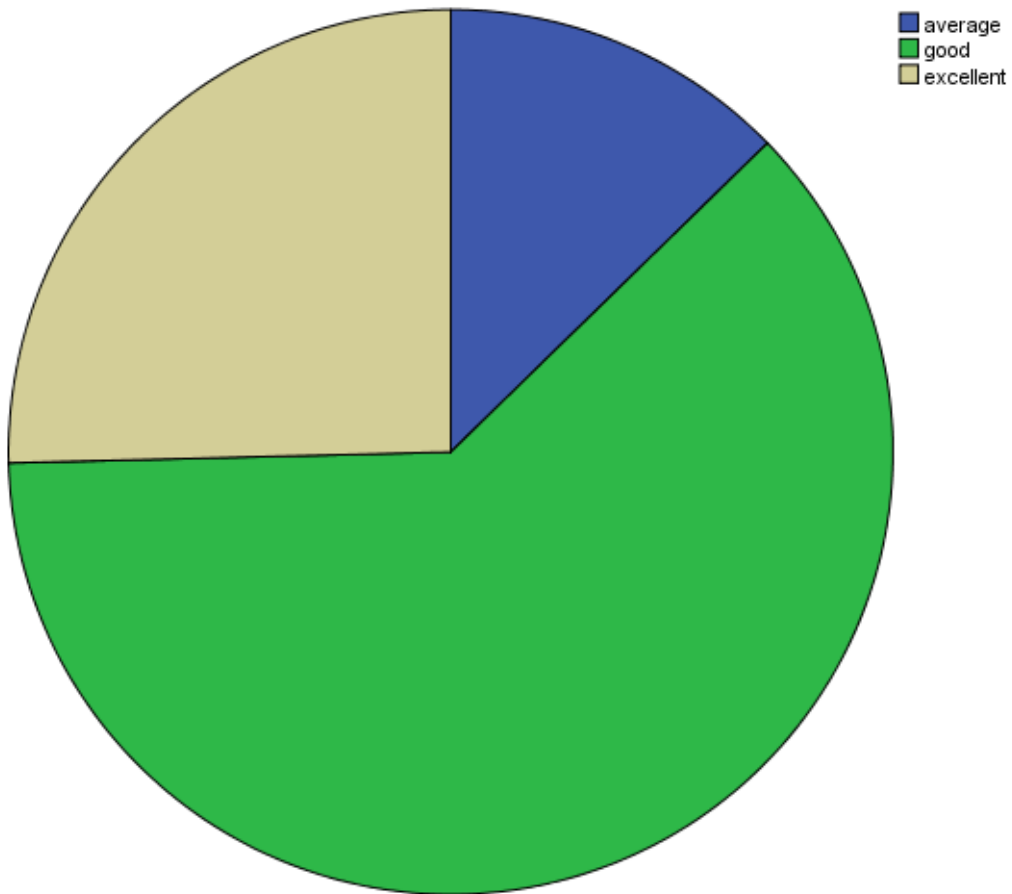
**Cultural Activity**



**Cleanliness**

	Frequency	Percent	Valid Percent	Cumulative Percent
Valid	average	8	12.7	12.7
	good	39	61.9	74.6
	excellent	16	25.4	100.0
	Total	63	100.0	100.0

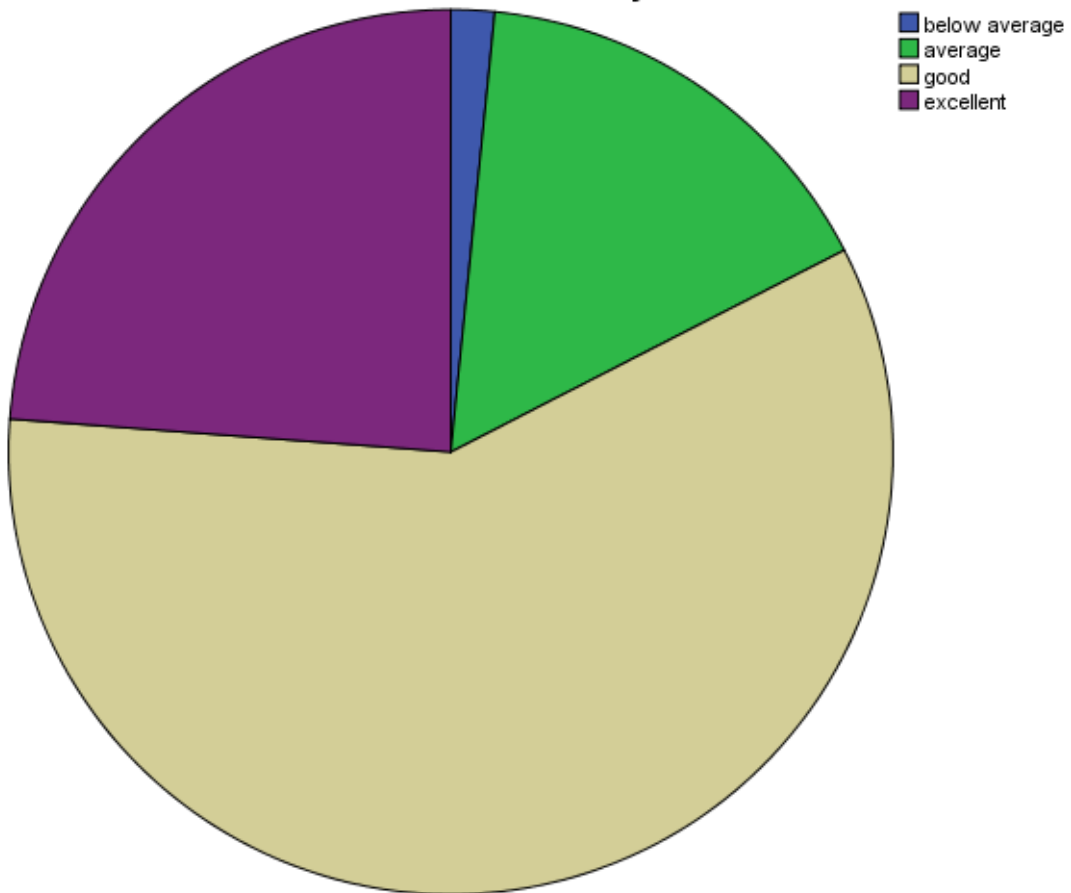
**Cleanliness**



**Library**

	Frequency	Percent	Valid Percent	Cumulative Percent
below average	1	1.6	1.6	1.6
average	10	15.9	15.9	17.5
Valid good	37	58.7	58.7	76.2
excellent	15	23.8	23.8	100.0
Total	63	100.0	100.0	

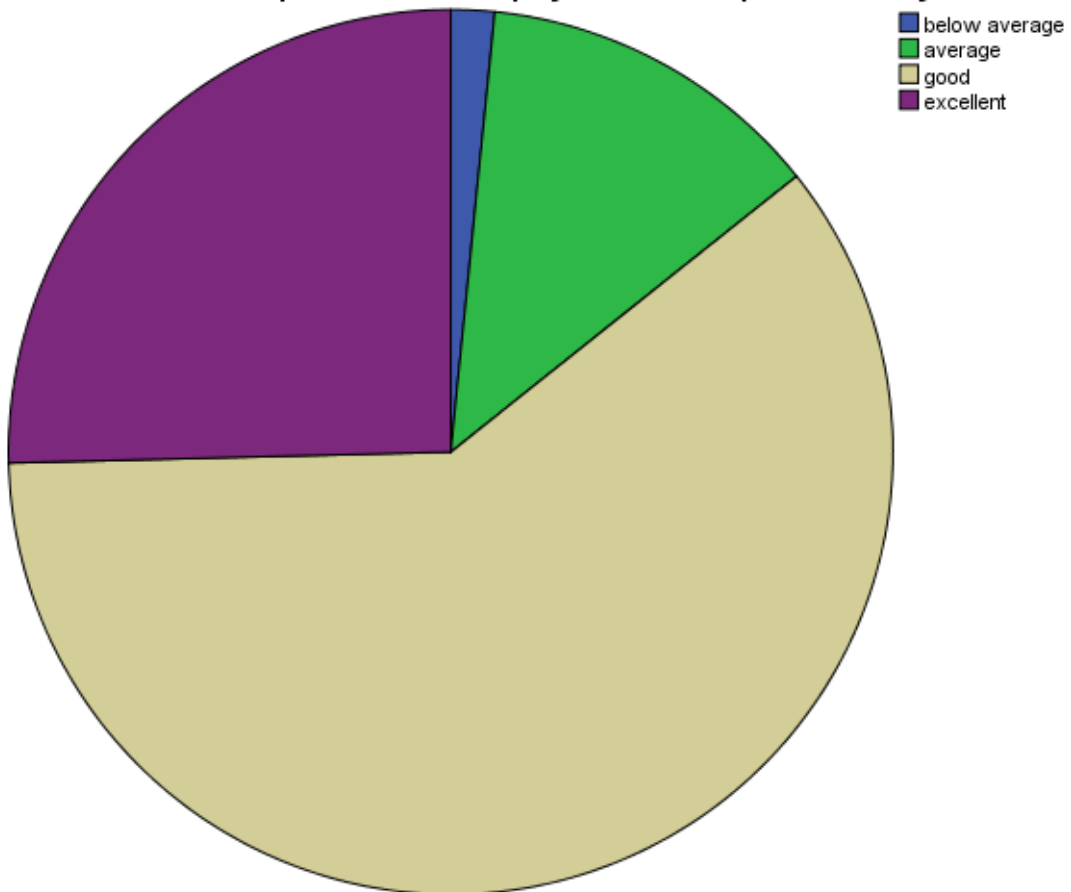
**Library**



**Sports and other physical development facility**

	Frequency	Percent	Valid Percent	Cumulative Percent
	1	1.6	1.6	1.6
	8	12.7	12.7	14.3
Valid	38	60.3	60.3	74.6
	16	25.4	25.4	100.0
Total	63	100.0	100.0	

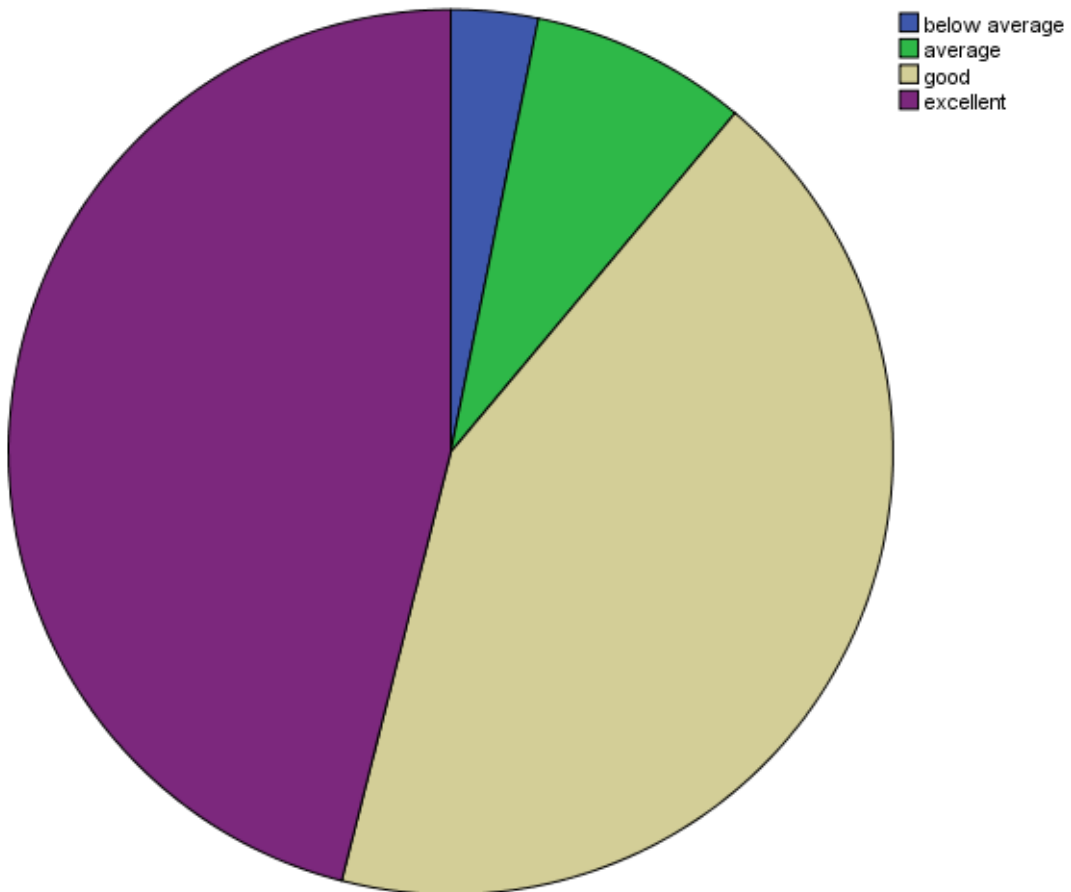
**Sports and other physical development facility**



**Office Assistance**

	Frequency	Percent	Valid Percent	Cumulative Percent
below average	2	3.2	3.2	3.2
average	5	7.9	7.9	11.1
Valid good	27	42.9	42.9	54.0
excellent	29	46.0	46.0	100.0
Total	63	100.0	100.0	

**Office Assistance**

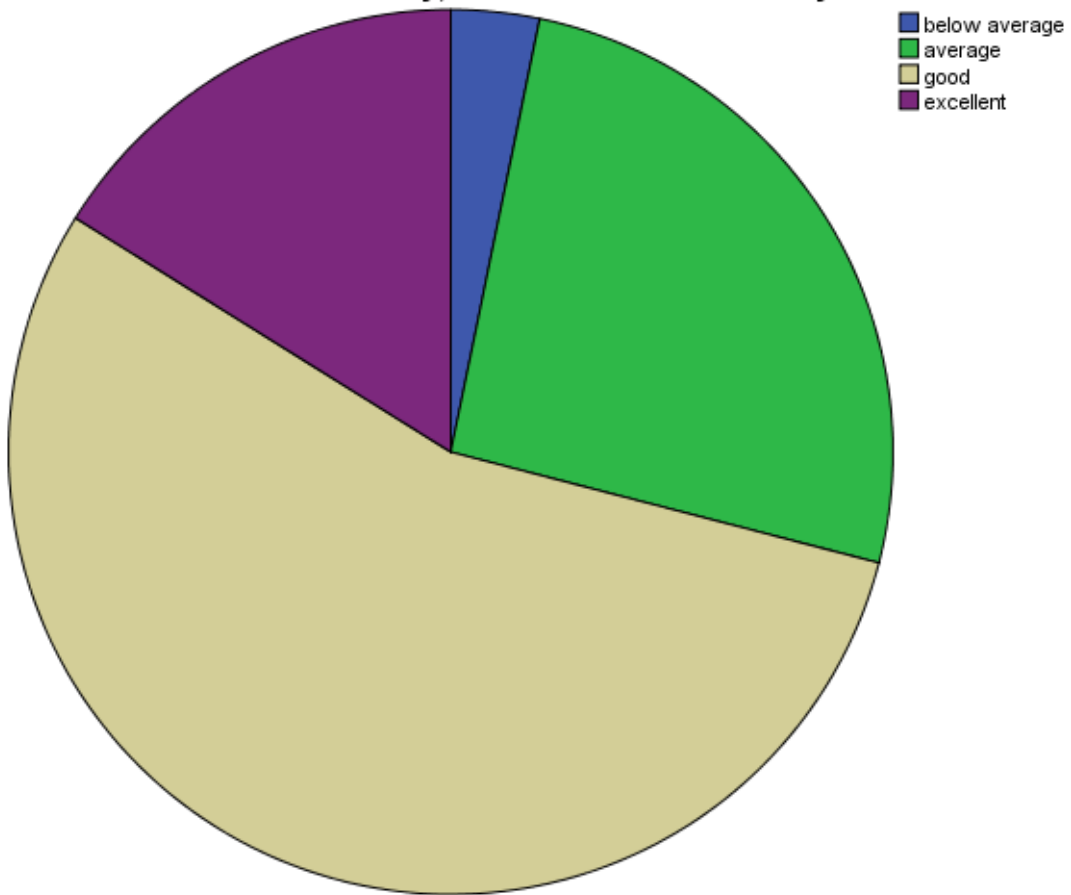




**Field study, extension and community work**

		Frequency	Percent	Valid Percent	Cumulative Percent
	below average	2	3.2	3.2	3.2
	average	16	25.4	25.8	29.0
Valid	good	34	54.0	54.8	83.9
	excellent	10	15.9	16.1	100.0
	Total	62	98.4	100.0	
Missing	99.00	1	1.6		
Total		63	100.0		

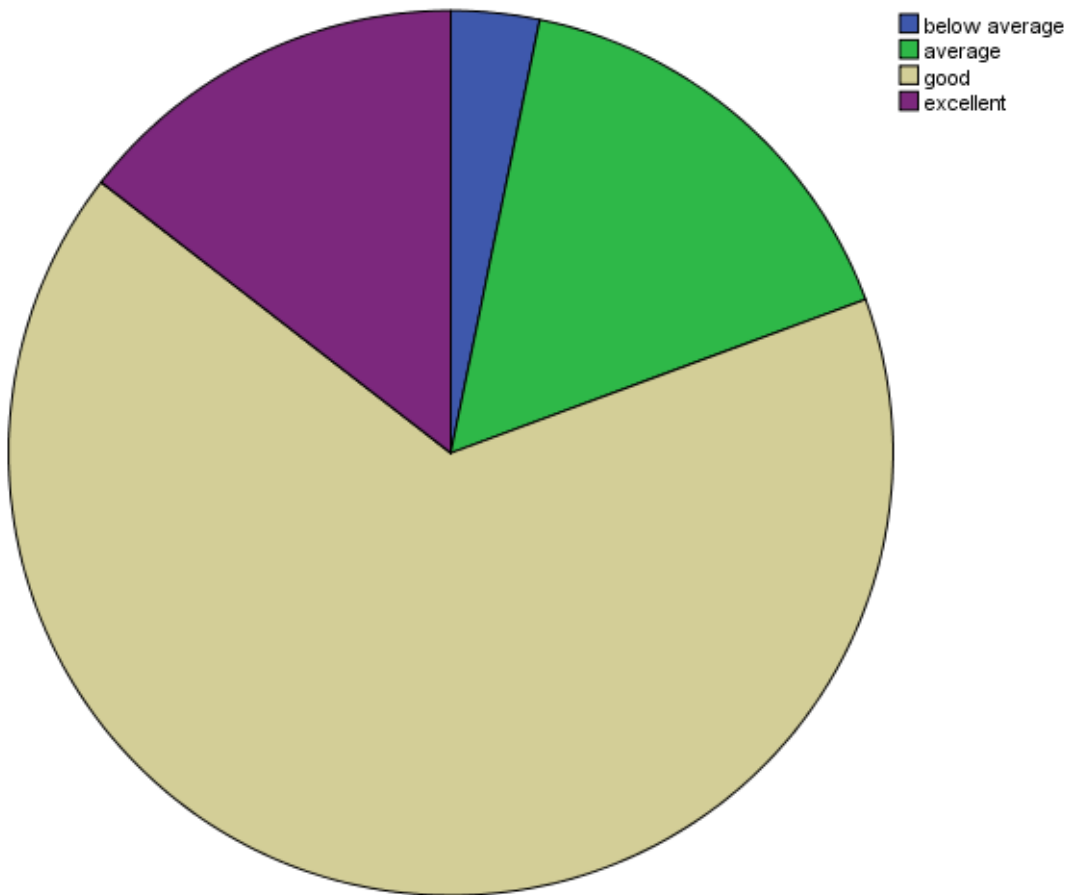
**Field study, extension and community work**



**Career Guidance**

		Frequency	Percent	Valid Percent	Cumulative Percent
	below average	2	3.2	3.2	3.2
	average	10	15.9	16.1	19.4
Valid	good	41	65.1	66.1	85.5
	excellent	9	14.3	14.5	100.0
	Total	62	98.4	100.0	
Missing	99.00	1	1.6		
Total		63	100.0		

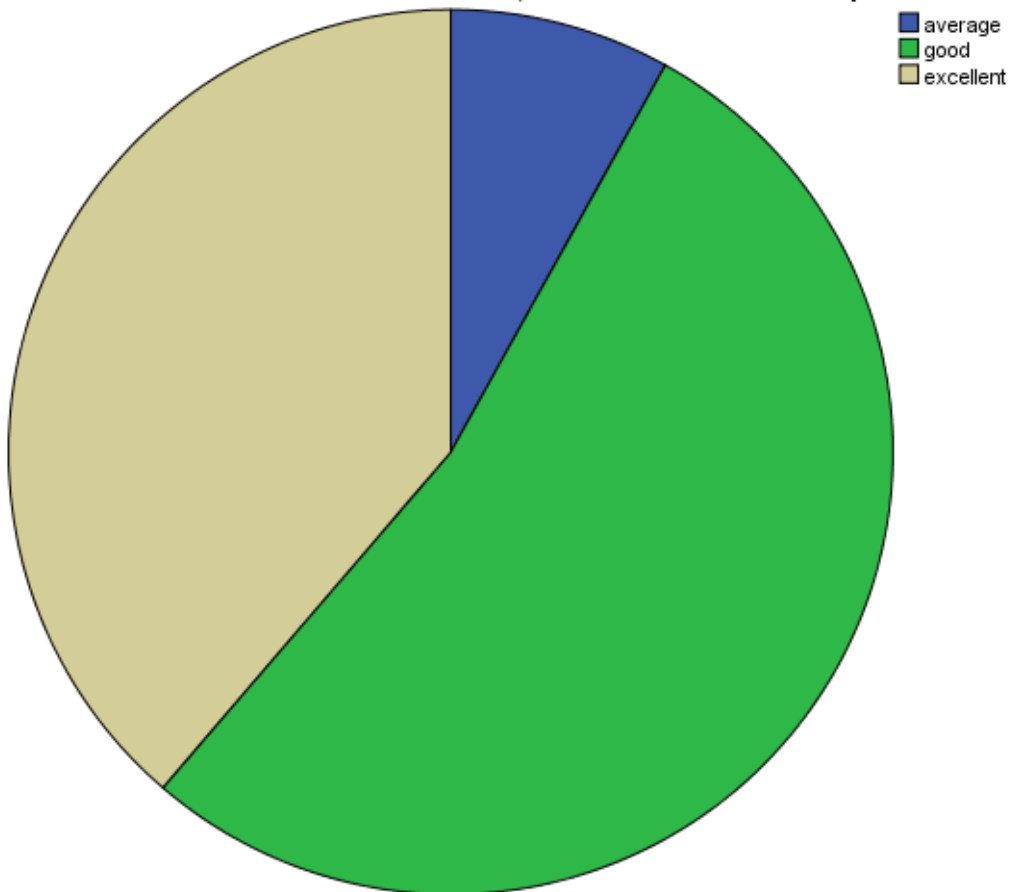
**Career Guidance**



**Guest lecture, seminar and workshop**

		Frequency	Percent	Valid Percent	Cumulative Percent
Valid	average	5	7.9	8.1	8.1
	good	33	52.4	53.2	61.3
	excellent	24	38.1	38.7	100.0
	Total	62	98.4	100.0	
Missing	99.00	1	1.6		
Total		63	100.0		

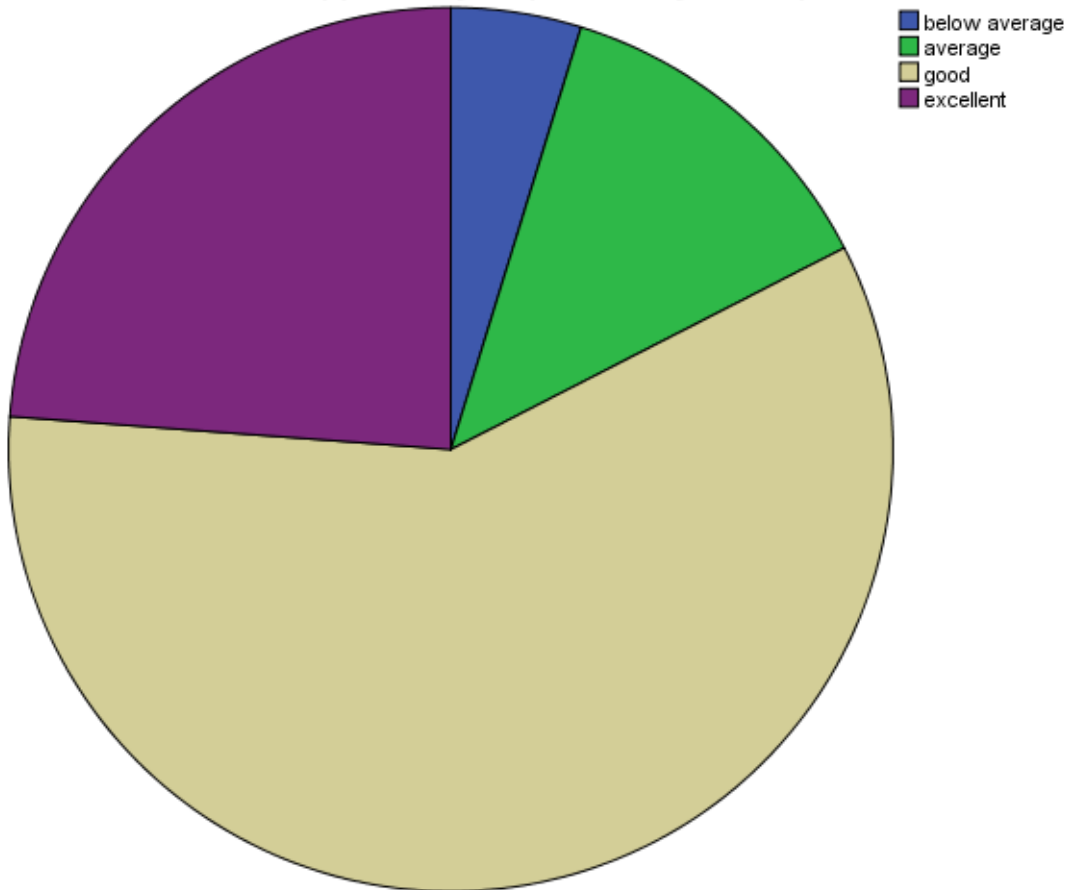
**Guest lecture, seminar and workshop**



**Opportunity for personality development**

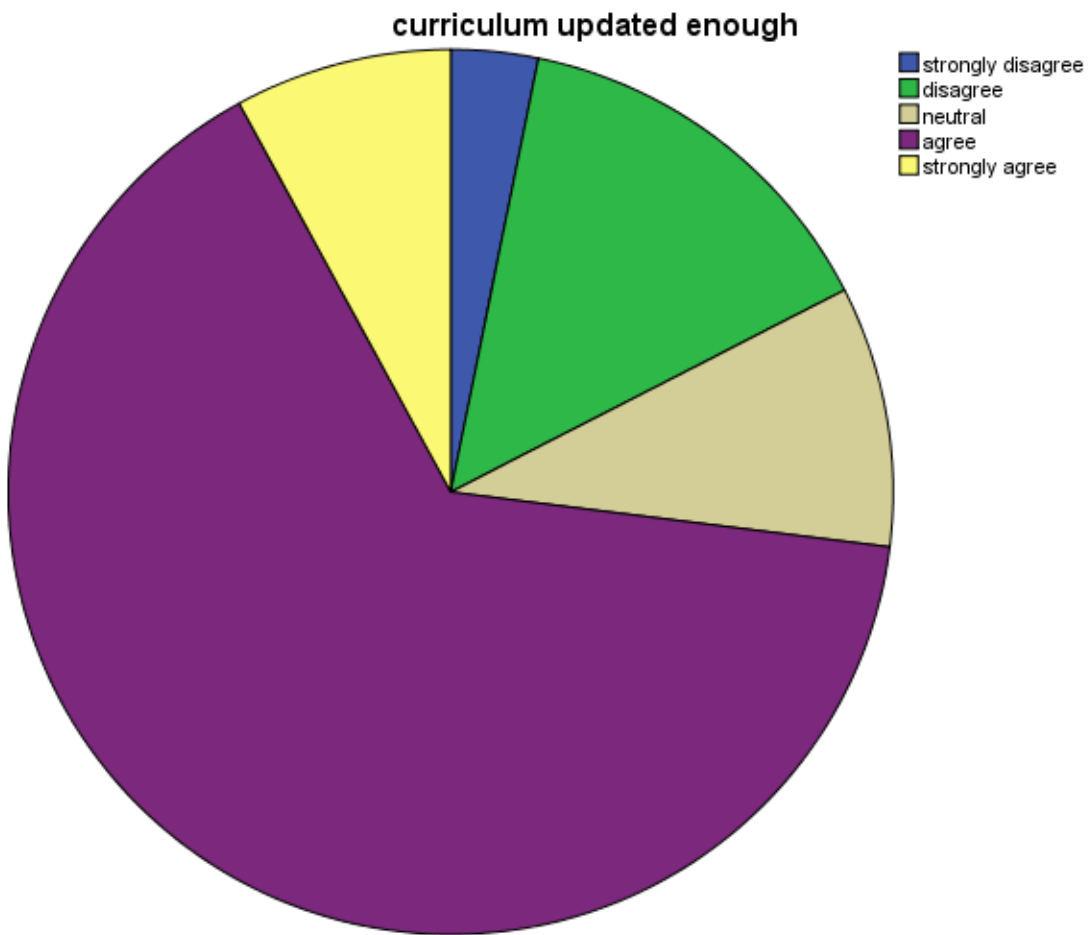
	Frequency	Percent	Valid Percent	Cumulative Percent
below average	3	4.8	4.8	4.8
average	8	12.7	12.7	17.5
Valid good	37	58.7	58.7	76.2
excellent	15	23.8	23.8	100.0
Total	63	100.0	100.0	

**opportunity for personality development**



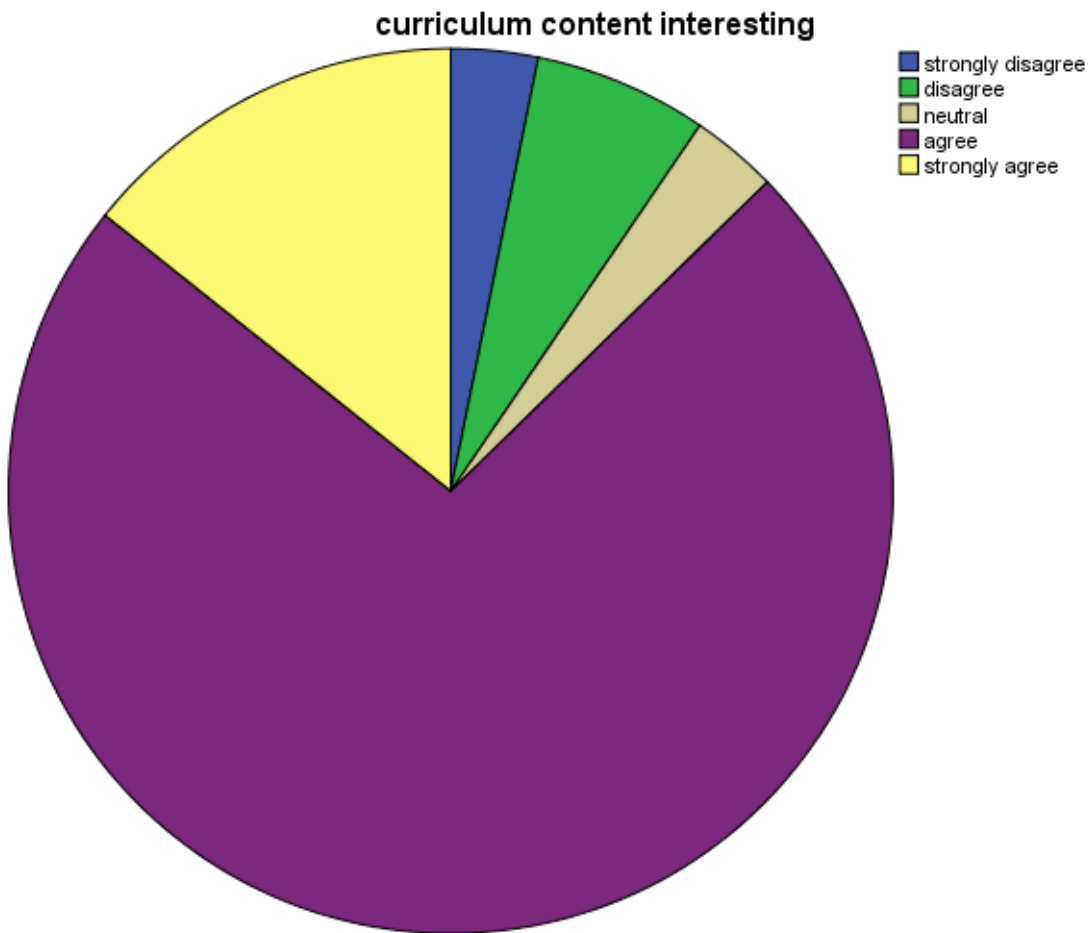
**Curriculum updated enough**

	Frequency	Percent	Valid Percent	Cumulative Percent
strongly disagree	2	3.2	3.2	3.2
disagree	9	14.3	14.3	17.5
neutral	6	9.5	9.5	27.0
agree	41	65.1	65.1	92.1
strongly agree	5	7.9	7.9	100.0
Total	63	100.0	100.0	



**Curriculum content interesting**

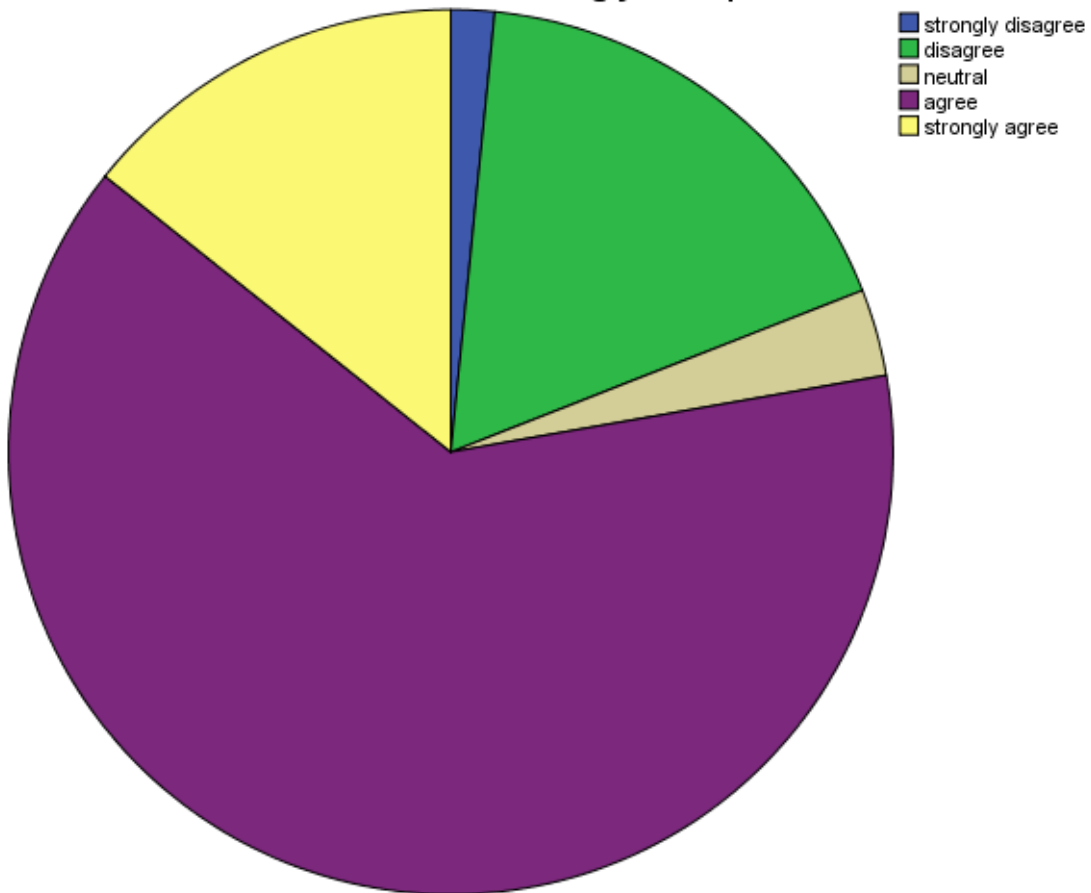
	Frequency	Percent	Valid Percent	Cumulative Percent
strongly disagree	2	3.2	3.2	3.2
disagree	4	6.3	6.3	9.5
neutral	2	3.2	3.2	12.7
agree	46	73.0	73.0	85.7
strongly agree	9	14.3	14.3	100.0
Total	63	100.0	100.0	



**Curriculum fulfilling your expectation**

	Frequency	Percent	Valid Percent	Cumulative Percent
Valid				
strongly disagree	1	1.6	1.6	1.6
disagree	11	17.5	17.5	19.0
neutral	2	3.2	3.2	22.2
agree	40	63.5	63.5	85.7
strongly agree	9	14.3	14.3	100.0
Total	63	100.0	100.0	

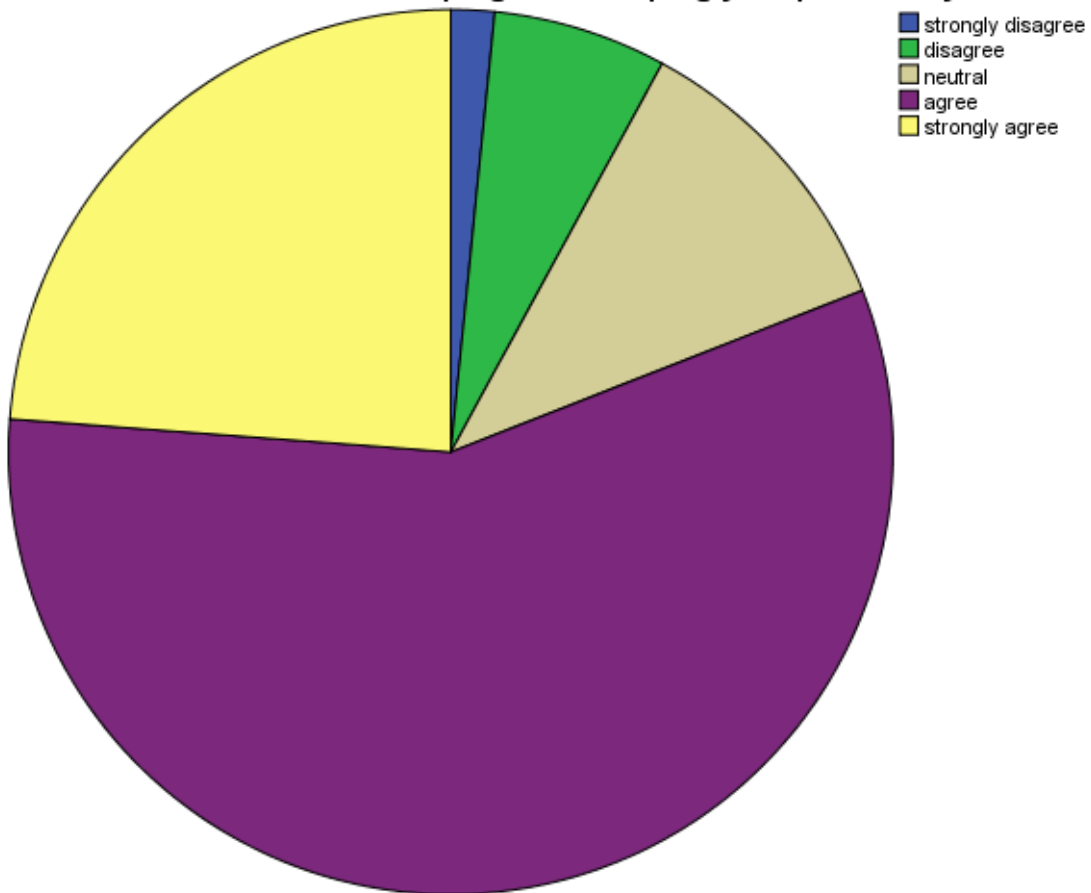
**curriculum fulfilling your expectation**



**Curriculum helping in developing your personality**

	Frequency	Percent	Valid Percent	Cumulative Percent
strongly disagree	1	1.6	1.6	1.6
disagree	4	6.3	6.3	7.9
neutral	7	11.1	11.1	19.0
agree	36	57.1	57.1	76.2
strongly agree	15	23.8	23.8	100.0
Total	63	100.0	100.0	

**curriculum helping in developing your personality**

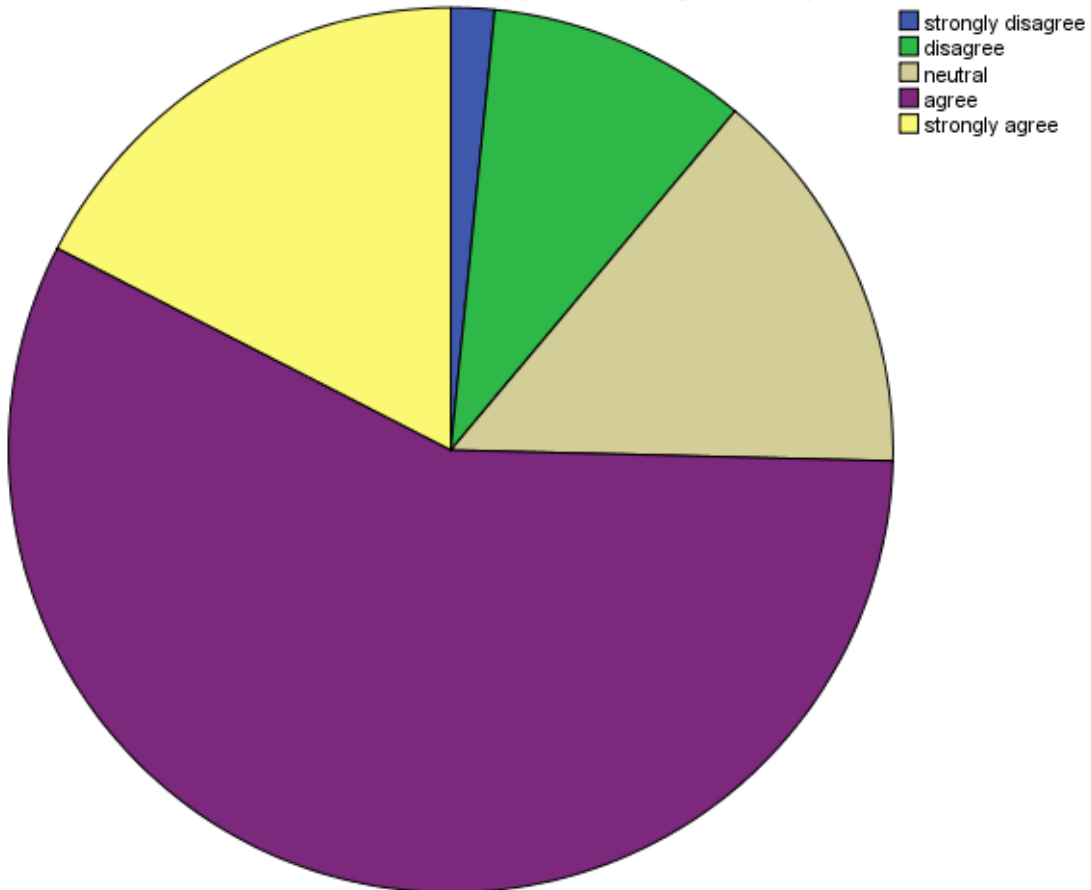




**Curriculum applicable in your daily life**

	Frequency	Percent	Valid Percent	Cumulative Percent
strongly disagree	1	1.6	1.6	1.6
disagree	6	9.5	9.5	11.1
neutral	9	14.3	14.3	25.4
agree	36	57.1	57.1	82.5
strongly agree	11	17.5	17.5	100.0
Total	63	100.0	100.0	

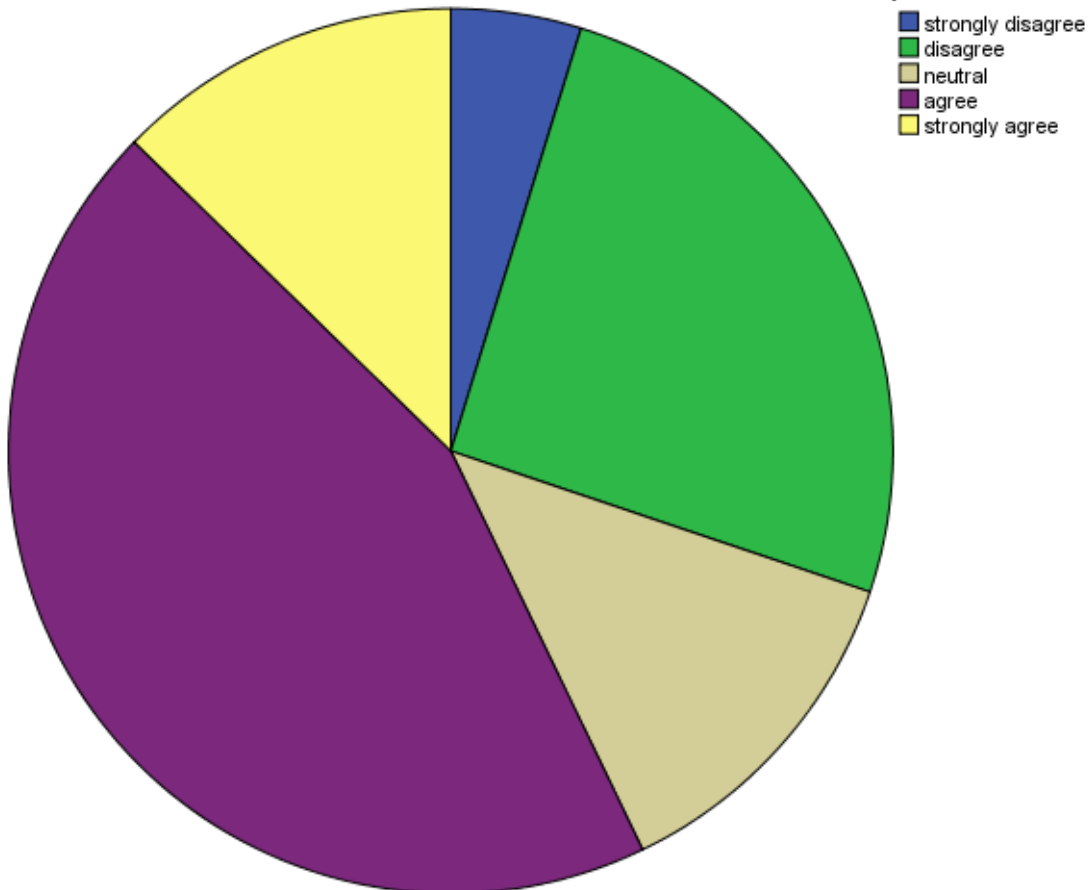
**curriculum applicable in your daily life**



**The curriculum is relevant for the solution of local problems**

	Frequency	Percent	Valid Percent	Cumulative Percent
strongly disagree	3	4.8	4.8	4.8
disagree	16	25.4	25.4	30.2
neutral	8	12.7	12.7	42.9
agree	28	44.4	44.4	87.3
strongly agree	8	12.7	12.7	100.0
Total	63	100.0	100.0	

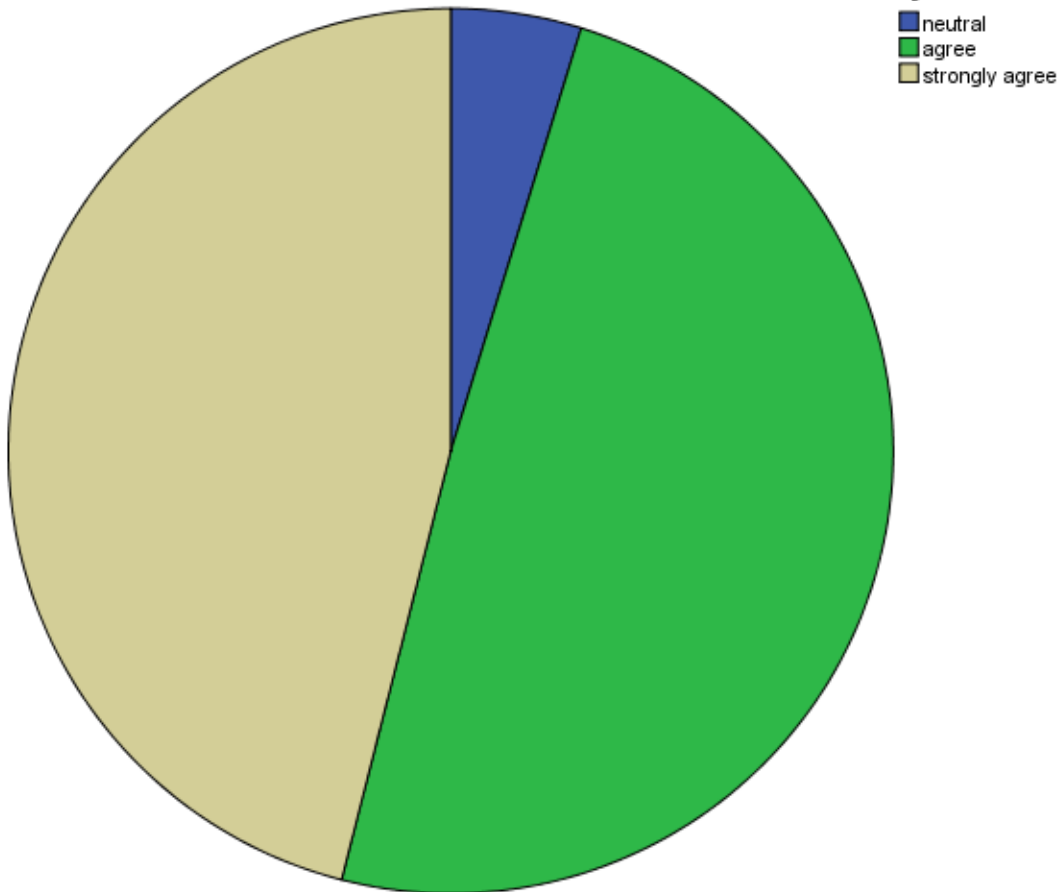
**The curriculum is relevant for the solution of local problems**



**Need to include skill-based content in the current syllabus**

	Frequency	Percent	Valid Percent	Cumulative Percent
neutral	3	4.8	4.8	4.8
agree	31	49.2	49.2	54.0
strongly agree	29	46.0	46.0	100.0
Total	63	100.0	100.0	

**need to include skill-based content in the current syllabus**



**Syllabus creates interest to pursue post-graduation/research in particular subject**

	Frequency	Percent	Valid Percent	Cumulative Percent
disagree	7	11.1	11.1	11.1
neutral	2	3.2	3.2	14.3
Valid agree	39	61.9	61.9	76.2
strongly agree	15	23.8	23.8	100.0
Total	63	100.0	100.0	

**syllabus creates interest to pursue post-graduation/research in particular subject**

